



University of Kashmir
Statistical Digest
2020 - 21

Printed & Published by
AISHE CELL
Directorate of Quality Assurance (DIQA)
University of Kashmir



Directorate of Internal Quality
Assurance (DIQA)
UNIVERSITY OF KASHMIR
NAAC Accredited Grade "A⁺"

VISION

To be a world class University
committed to create and
disseminate knowledge for human
development and welfare

MISSION

To create intellectually stimulating
environment, promote excellence in
teaching, research and extension
activities and facilitate academic
freedom, diversity and harmony

Chief Patron

Prof. Nilofer Khan
Vice-Chancellor

Patron

Dr. Nisar Ahmad Mir
Registrar

Chief Editor

Prof. Manzoor Ahmad Shah
Director, DIQA

Editor

Showkat Shafi
Deputy Director, DIQA

Executive Editor and Compiled by

Wasim Hussain
Assistant Technical Officer (DIQA)
Assistant Nodal Officer (AISHE)

Typeset and Assistance by

Faisal Amin Shah

© 2020-21 University of Kashmir
Published on behalf of University of
Kashmir by Directorate of Internal Quality
Assurance www.diqa.uok.edu.in
email at:-diqa@uok.edu.in,
diqa.ku@gmail.com



C O N T E N T

Title	Page No.
Message from Vice Chancellor	
Message from Registrar	
Message from Director	
Editorial	
An Overview of the University	
Major Highlights of the University	1
Graphical Overview of University Achievements	3
Figure – 1 NIRF ranking of the University among all Universities	3
Figure – 2 Overall ranking and score of the University among all HE Institutions	3
Figure – 3 Number of applications received for admission and admissions granted to various courses in the Main Campus and Satellite Campuses	4
Figure – 4 Number of Male and Female students granted admission to various courses in the Main Campus and Satellite Campuses	4
Figure – 5 Number of students admitted to various courses under reserved categories in Main and Satellite Campuses	5
Figure- 6 Number of admissions granted through Directorate of Distance Education	5
Figure – 7 Number of scholars registered for Ph.D.	6
Figure – 8 Number of scholars awarded Ph.D.	6
Figure – 9 CSIR-UGC NET, UGC NET and SET Qualifiers	7
Figure – 10 Filled permanent teaching faculty	7
Figure – 11 Number of Affiliated Colleges	8
Figure – 12 Enrolment in Affiliated Colleges	8
Figure - 13 Hostel accommodation provided to students at Main and Satellite Campuses	9
Statistical Information of University of Kashmir	
Table 1.0 :- Basic Information of Main Campus	10
Table 2.0 :- Details of Faculty / Department	11
Table 3.0 :- Location, Area and Programmes	13
Programmes offered by Departments and intake capacity - Regular Mode	18
Table 4.0:- School of Law	18
Table 4.1:- School of Applied Science and Technology	18
Table 4.2:- School of Biological Science	19
Table 4.3:- School of Physical and Material Science	20
Table 4.4:- School of Business Studies	20
Table 4.5:- School of Earth and Environmental Science	21
Table 4.6:- School of Arts, Languages and Literature	21
Table 4.7:- School of Education and Behavioural Science	22
Table 4.8:- School of Social Science	22
Table 4.9 :-Details of Programmes offered by Distance Mode	24
Table 4.10 :Details of Programmes offered by Lifelong Learning	25
Table 4.11 :-New Courses Introduced	27
Table 5.0 :-Overall Enrolment Details in Main & Satellite Campuses	28
Table 5.1 :-Overall Examinations Details in Main & Satellite Campuses	28
Table 5.2 :- Details of Teaching Staff in Main & Satellite Campuses	28
Table 5.3 :- Details of Non Teaching Staff in Main & Satellite Campuses	28
Table 5.4 :- Consolidated Category Wise Break up of Students Enrolment	29
Table 5.5 :- Consolidated Category Wise Details	29
Table 6.0 :-Details of Students Enrolled in Regular Mode (Programme wise)	30

Table 6.1:- Details of Students Enrolled in Distance Mode (Programme wise)	60
Table 6.2:- Details of Students Enrolled in Life Long Learning (Programme wise)	64
Table 6.3 :- Grand total of Students Enrolled	65
Table 6.4 :- Number of Ph.D. Awarded / Registered	66
Table 7.0 :- Examination details of Regular Students	68
Table 7.1 :- Examination details of Distance Mode Students	71
Table 8.0 :- Scholarships & Fellowships	72
Table 8.1 :- Scholarships	72
Table 8.2 :- Fellowships	72
Table 8.3 :- Various Other Scholarships / Students Aid Fund	72
Table 9.0 :- Infrastructure developed	74
Table 9.1: - Major Infrastructure / equipment available at Allama Iqbal Library	
Table 9.2:- Major equipments in various Departments	76
Table 10.0 :-Details of Non Teaching Staff	89
Table 10.1:-Teaching Faculty Superannuated	91
Table 10.2 :-Non Teaching Officials superannuated	91
Table 10.3 :-Positions Sanctioned , Filled and Vacant	93
Table 10.4 :- Financial Highlights	97
Table 10.5 :-New Recruitments	98
Table 11.0 :-Basic Information of Zakura Campus	99
Table 12.0 :- Details of Faculty / Departments	100
Table 12.1 :- Programme details	100
Table 13.0 :- Details of Students Enrolled in Zakura Campus Student	101
Table 14.0 :- Examination details of Zakura Campus Students	103
Table 15.0 :- Details of Non Teaching Staff	104
Table 16.0 :- Scholarships	106
Table 17.0 :- Basic Information of North Campus	107
Table 18.0 :- Details of Faculty / Departments	108
Table 18.1 :- Programme details	108
Table 19.0 :- Details of Students Enrolled in North Campus	109
Table 20.0 :- Examination details of North Campus Students	112
Table 21.0 :- Details of Non Teaching Staff	113
Table 22.0 :- Basic Information of South Campus	114
Table 23.0 :- Details of Faculty / Departments	115
Table 23.1 :- Programme details at South Campus	116
Table 24.0 :- Student Enrolment in South Campus	116
Table 25.0 :- Examination details of South Campus	119
Table 26.0 :- Details of Non Teaching Staff	120
Table 27.0 :- Scholarships	121
Table 28.0 :-List of Affiliated Colleges	123
Table 28.1 :- Details of Admissions at affiliated Colleges	127
Table 29.0 :- Details of Departments and Research Centres and Officers of University	128

Prof. (Mrs.) Nilofer Khan
Vice-Chancellor
University of Kashmir,
Hazratbal, Srinagar – 190006
Jammu and Kashmir (India)

M E S S A G E

University of Kashmir has treaded a long way since its establishment and carved a niche for itself in the higher education landscape at the country level. Already accredited as grade A+ University by NAAC, University of Kashmir is ranked amongst the top institutions in National Institutional Ranking Framework conducted by Ministry of MHRD, Government of India over the past few years.



Universities are the key players in the development of a nation. Their research and teaching performances are the basis for success in the knowledge-based economies that mark the contemporary globalized era. The University of Kashmir, in this context, is trying to keep pace with the rapidly changing times. The Global Network for Higher Learning is not a pipe dream. The leading scholars and educationists now know that Universities and their faculty can no longer work in isolation but must work on collaborative basis for better learning and knowledge production. The modern day Universities are beset with many new challenges. They have a challenge to be able to keep pace with these rapid changes in order to be socially relevant as per the expectations of the stakeholders. In the new global order, the Universities are supposed to be engaged with the industry, and orient its teaching and research in tune with the market driven demands. Many of the world's major multi-national companies are in fact now working in close partnership with universities.

The University of Kashmir from the last 10 years has virtually been put on the research mode. Various research extension centres are exclusively engaged in research projects funded and sponsored by various National and International agencies. A number of MOUs have been signed with several institutions of repute within and outside the country to foster close academic collaboration in various ventures of mutual interest. In view of the new challenges we also have many ambitious plans, such as introduction of new courses and programmes, forging new academic

collaborations and cementing mutually beneficial industry-academic partnership in socially relevant areas of interest.

The Statistical Digest of the Directorate of Internal Quality Assurance is an exercise aimed at undertaking self-introspection of the teaching, research and extension programmes of the University of Kashmir. The report also helps to identify impediments in the way to our goals and how they can be removed in order to mobilize efforts in a focused manner. This self-assessment report is of vital importance for promotion of quality of teaching-learning and research that will finally lead us in establishing a strong knowledge society and also help us face the challenges in view of globalization. We are marching ahead on the path of expansion and excellence.

I heartily compliment the Directorate of Internal Quality Assurance (DIQA) for preparing the Statistical Digest, and hope that it will prove like a mirror of the University functioning and will be beneficial to the Society and stakeholders at large.



Prof. Nilofer Khan

M E S S A G E

One of the principal objectives of the strategic planning process for Universities is the establishment, communication and execution of the fundamental purpose of the University. It is the construct within which challenges and opportunities are examined and analyzed, strategic issues framed, and strategic goals and thrusts articulated. The primary components of the University's purpose are its mission, vision, and guiding values. Also important to understanding and articulating its purpose are statutory and other mandates that serve as legal parameters regarding the University's mission and function. This all becomes possible only when a University has its statistical data over the years available in all areas of its functioning which is properly analyzed before the plans and strategies are implemented.



Kashmir University has always taken a lead in this. I am happy to know that Directorate of Internal Quality Assurance is bringing out yet another issue of the Statistical Digest of the University for the year 2020-21 showcasing the specific areas where University has moved forward besides activities carried out by the departments / research centers / satellite campuses along with the research and academic achievements .

World-class organizations are defined by certain core characteristics: expertise, innovations and a passion for serving constituents, to name a few. We at Kashmir University always try to imbibe these. We have moved from class A to class A+ University and are within top 50 Universities of India in (NIRF 2020). Although it is a great achievement but we are not complacent and are committed to move ahead with more vigour and enthusiasm to scale ever new heights.

I appreciate the efforts put in by the entire DIQA team in preparing this statistical digest for the year 2020-21. I know how DIQA encourages all the stakeholders of this prestigious institution to share responsibility in order to ensure that academics and other allied activities are undertaken in conformity with the preamble and mission of the University. Our endeavour is to create an enabling and competitive environment wherein the best practices in teaching, research and extension activities are encouraged and appreciated. With our collective wisdom, prudence and sense of responsibility there would be no limit to what we can achieve on the horizon of academic excellence so long we are really in love with the idea of critical self-introspection for the institutional perfection. I request all the fellow colleagues of teaching fraternity, research scholars, students and members of non-teaching/administrative staff of the University to help us by way of their constructive criticism, valuable suggestions, and quality information to achieve the zenith of success


Dr. Nisar A Mir
(REGISTRAR)

Director DIQA
University of Kashmir,
Hazratbal, Srinagar

MESSAGE

The pulse of the progress of an institution can be felt by the data on key academic parameters and its trends over the years. The Statistical Digest 2020-21 you have in your hands now systematically presents the statistics of the key performance indicators of the University for the target year. A quick glance through the Statistical Digest gives us an idea of the significant progress and exponential growth that the University of Kashmir has registered over the years upholding its legacy of academic excellence in teaching-learning, research and



outreach. The University of Kashmir has been instrumental in bringing about the requisite transformation in the society by evolving into an institution of relevance in a knowledge-based society. The University undoubtedly has kept pace with the world at large and not lost sight of its primary purpose of offering programmes of scientific and technical education that conform to the employment requirements of the government, corporate world and the industry.

Such type of digests and reports help a great deal in having self-introspection to better assess our strengths and weaknesses besides encouraging accountability, excellence and bringing in qualitative changes for furtherance of excellence. It is pertinent to mention that the University of Kashmir has been accredited as a Grade A+ University with institutional CGPA as 3.31, which is quite a significant achievement. Furthermore, an evidence of the progress is the consistent standing of the University in top ranking institutions of the country as per NIRF.

I place on record my gratitude to Prof Nilofer Khan, Hon'ble Vice chancellor and Registrar for their keen interest in this publication. I am personally grateful to the Deans, Heads of the Departments/Directors of Research /Extension Centers, Nodal Officers of Departments/ Centers, faculty members, Coordinators of DIQA, officers and administrators of the University who provided the required information for preparing this report.

The effort made by the team of Directorate of Internal Quality Assurance (DIQA) to bring out the information in the present form is highly commendable. My compliments to the Editorial Board of the Statistical Digest, Professional staff of DIQA especially Mr Wasim Hussain for making it a success.



Prof. M.A. Shah

Editorial

Need for Creative, Innovative Strategies

Importance of statistical reports in the life of Higher Education Institutions cannot be underestimated in any way. These reports and their final analysis and consolidation help to provide a big picture of trends and patterns of higher education institutions. The analysis of the data also helps to streamline processes, create efficiencies and improve the overall functioning of these Higher Education Institutions (HEI's) besides improving the overall student experience.

In this context the University of Kashmir has always been on the forefront to regularly publish Annual reports, Annual Quality Assurance reports and statistical reports which provide an understanding of the University functioning and help our policy makers to frame new policies which take University further on the path of development.

The 2020-21 Edition of the Kashmir University statistical *Digest* is in your hands now. The primary purpose of this publication is to provide a compilation of statistical information covering the broad field of our Educational activities in the main campus, the satellite campuses, and affiliated colleges of the University of Kashmir.

The publication contains information on a variety of subjects in the field of Higher Education Statistics of the University of Kashmir, including the basic information of the Main Campus / Satellite campuses and affiliated colleges like category wise student enrolment, details of the faculty, details of non-teaching employees, details of programmes run through regular and distance mode, scholarships /fellowships given to students scholars, financial details, infrastructure developed besides highlighting the achievements of the University in various fields.

A unique feature of the digest is the pictorial representation of data in the form of vertical bars which show the progression of the University from 2018 onwards till 2021 i.e last three years. The important areas highlighted through vertical bars range from Overall ranking and score of the University in National Institutional Ranking Framework (NIRF) among all Higher Educational Institutions of India including IITS, IISC, IIMS, ISERs etc, to Number of Scholars Registered and admitted for Ph.D. Number of applications received for admission and admissions granted to various courses in the Main Campus and Satellite Campuses, Number of Students admitted to various courses under reserved categories in main and satellite campuses, Number of admissions granted through Directorate of Distance Education, number of students who qualified CSIR-UGC NET, UGC NET and SET Qualifiers, Permanent teaching faculty, Enrolment in Affiliated Colleges, Hostel accommodation provided to students at main and satellite campuses and many other parameters.

The future of University of Kashmir stands on the legacy of extraordinary achievement and academic excellence provided by previous generations of faculty, students, staff, and other key stakeholders. To sustain its status and take it further in a highly competitive environment of the future, our upcoming strategic plans have to be innovative that enable the University to adapt to and take advantage of the opportunities presented by an expanding global marketplace for research, education, and training. This environment not only poses challenges but also opportunities as well for the University. Consequently, the creative and innovative strategies must be developed and implemented through the strategic planning process that would enable the University to successfully compete in this environment and to manage the strategic issues that are critical to achieving its vision.

An overview of the University



The University of Jammu and Kashmir was founded in the year 1948. In the year 1969 it was bifurcated into two full-fledged Universities: University of Kashmir at Srinagar and University of Jammu at Jammu. The University of Kashmir is situated at Hazratbal in Srinagar. It is flanked by the world famous Dal Lake on its eastern side and Nigeen Lake on the western side. The Main Campus of the University spread over 247 acres of land is divided into three parts – Hazratbal Campus, Naseem Bagh Campus and Mirza Bagh Campus (serving residential purpose). The tranquil ambience of the Campus provides the right kind of atmosphere for serious study and research.

Over the years, University of Kashmir has expanded substantially. It has established Satellite Campuses at Anantnag (South Campus) and Baramulla (North Campus) and one more Satellite Campuses at Kupwara to make higher education more accessible to people living in remote areas of Kashmir valley. A full-fledged Institute of Technology has been established as a separate campus at Zakura. The University has also established a Sub-Office at Jammu to cater to the needs of the candidates enrolled with the University from outside Kashmir.

The University is committed to provide an intellectually stimulating environment for productive learning to enhance the Educational, Economic, Scientific, Business and Cultural Environment of the region. The University offers programmes in all the major Schools; Arts Languages and Literature, Business Studies, Education and Behavioural Sciences, Law, Applied Sciences and Technology, Biological Sciences, Earth and Environmental Science, Physical & Mathematical Sciences, Social Sciences, Open Learning, Unani and Ayurvedic Sciences, Medicine, Dentistry and Engineering. It has been constantly introducing innovative/ new programmes to cater to the needs and demands of the students and the society.

The University has marched towards excellence in its programmes and activities. It has been re-accredited as Grade - A⁺ University by the National Assessment & Accreditation Council (NAAC) of India in the year 2019. This is recognition and reflection of the high standard of quality in teaching and research at the University of Kashmir. The University of Kashmir has also participated in National Institutional Ranking Framework (NIRF) and World QS Ranking for BRICS Universities, for which results are encouraging. The University treading the path of excellence with all enthusiasm and without being complacent is open to self introspection for the institutional perfection.



MAJOR HIGHLIGHTS OF THE YEAR (2020-21)

MAJOR ACHIEVEMENTS

- Ranked at 48th position in National Institutional Ranking Framework (NIRF) by Ministry of Education, Govt of India.
- University of Kashmir introduced a spectrum of new programmes in main and satellite campuses during the year which includes, Masters in Anthropology, B.Tech Civil Engineering, 2 Year M.Tech, Integrated B.Ed. – M.Ed., Integrated B.Sc. – M.Sc. Physics, Integrated B.Sc. – M.Sc. Energy Studies, Executive MBA Programmes besides many other programmes introduced during the year.
- All the teaching departments of University successfully conducted Online Classes owing to the pandemic Covid-2019 during the year and completed syllabus to the satisfaction of students.
- During the Year University of Kashmir granted affiliation to about 45 new Govt. / Private Professional / Nursing /Oriental colleges.

STUDENT ENROLMENT

- The total enrolment of University in all regular programmes at the main and satellite campuses was 9336 of which 4961 were male and 4375 were female students.
- The enrolment in programmes offered through distance mode during the year was 9840 of which 3382 were male students and 6458 female students.
- 323 students got enrolled by Directorate of Lifelong Learning for various certificate and short term skill development courses.
- A total of 28526 applications were received from the aspiring candidates for different PG and UG programmes during 2020-21 of which 12073 were male applications and 16453 were female applications.
- A total of 3741 candidates were admitted to different courses of which 1663 were male and 2078 were female.
- Further, 5058 students were admitted in different courses offered by Directorate of Distance Education of which 1802 were male and 3256 were female students.
- 224 Ph.D. degrees were awarded in various Departments and Research Centres of the University during the year 2020-21.
- During the year 190 scholars were registered for Integrated Ph.D. Programmes in various Departments/ Research Centres of the University. besides 824 scholars are already enrolled for Ph.D. Programme in various Departments / Research Centres
- 45807 students got admission in various UG professional/non-professional courses in different affiliated Govt / private colleges of the University. The total enrolment during the year was 112903 in 156 affiliated / constituent colleges.



STUDENT ACHIEVEMENTS

- A total of 269 students qualified competitive examinations during 2020-21 with the following break up: NET- UGC/CSIR/JRF (211), SET (5), GATE (38), GPAT (13), TOFEL (1) and KAS (1)

TRAININGS AND DEVELOPMENT

- During the year 01 Orientation Course and 3 Refresher Courses were organized by the UGC-Human Resource Development Centre.
- 73 Refresher Courses, 20 General Orientation Courses were attended by faculty members in various other Universities / Academic Institutions.
- 222 faculty members attended Refresher /Orientation through UGC-Human Resource Development Centre, out of which 101 were local participants and 121 were non-local participants.
- The faculty members of the University attended 272 online workshops organised by various national and international academic and research institutions and out of the total 105 were international, 158 were national and 09 were local workshops, besides 361 national and international seminars and symposia were attended by faculty members during the year 2020-21.

HUMAN RESOURCE DEVELOPED

- The University during the year promoted 01 faculty member as Professor, 14 as Assistant Professor Stage –III, 07 as Assistant Professor Stage –II and 01 faculty member as Senior Scientific Officer under CAS.
- The University of Kashmir appointed 01 Junior Assistant and 01 Assistant Extension Education Officer against open advertisement.



GRAPHICAL OVERVIEW OF UNIVERSITY ACHIEVEMENTS



Figure – 1 Ranking of the University and corresponding score in National Institutional Ranking Framework (NIRF) among all Indian Universities

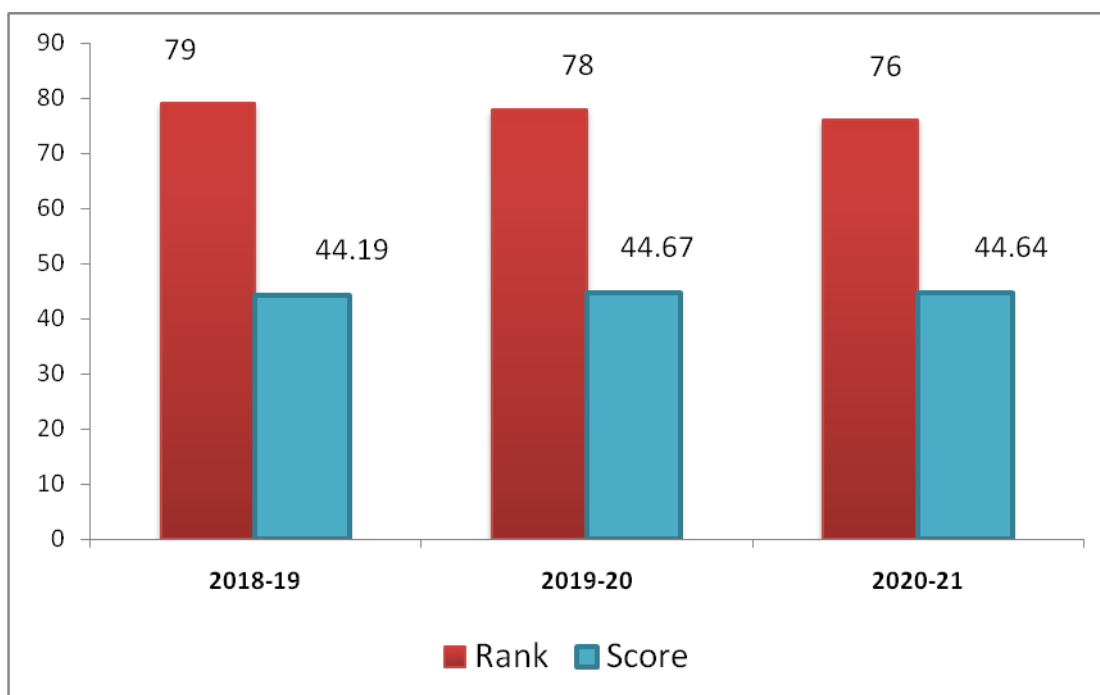


Figure- 2 Overall ranking and score of the University in National Institutional Ranking Framework (NIRF) among all Higher Educational Institutions of India including IITS, IISC, IIMS, ISERs etc.

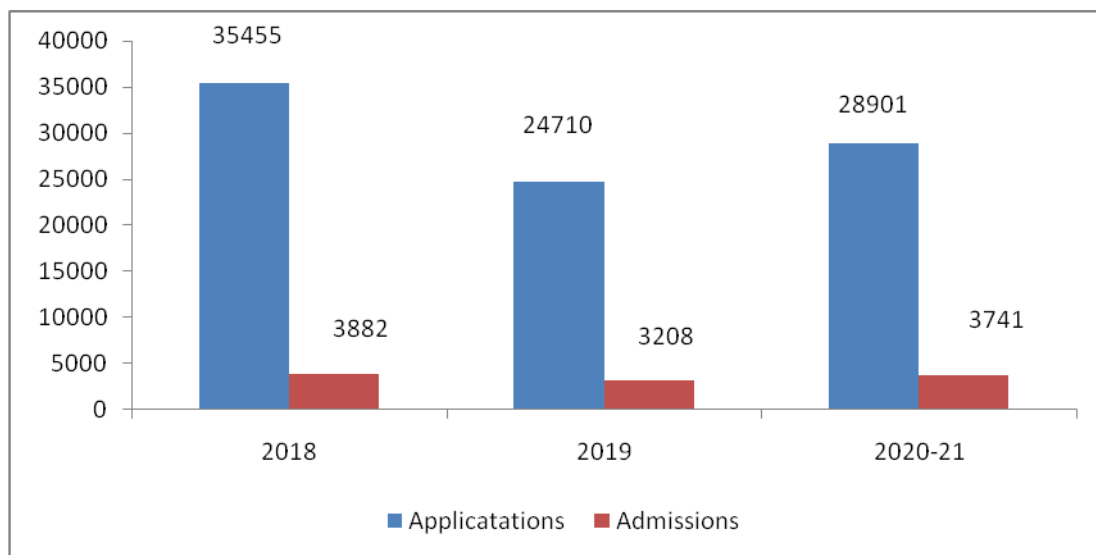


Figure- 3 Number of applications received for admission and admissions granted to various courses in the Main Campus and Satellite Campuses

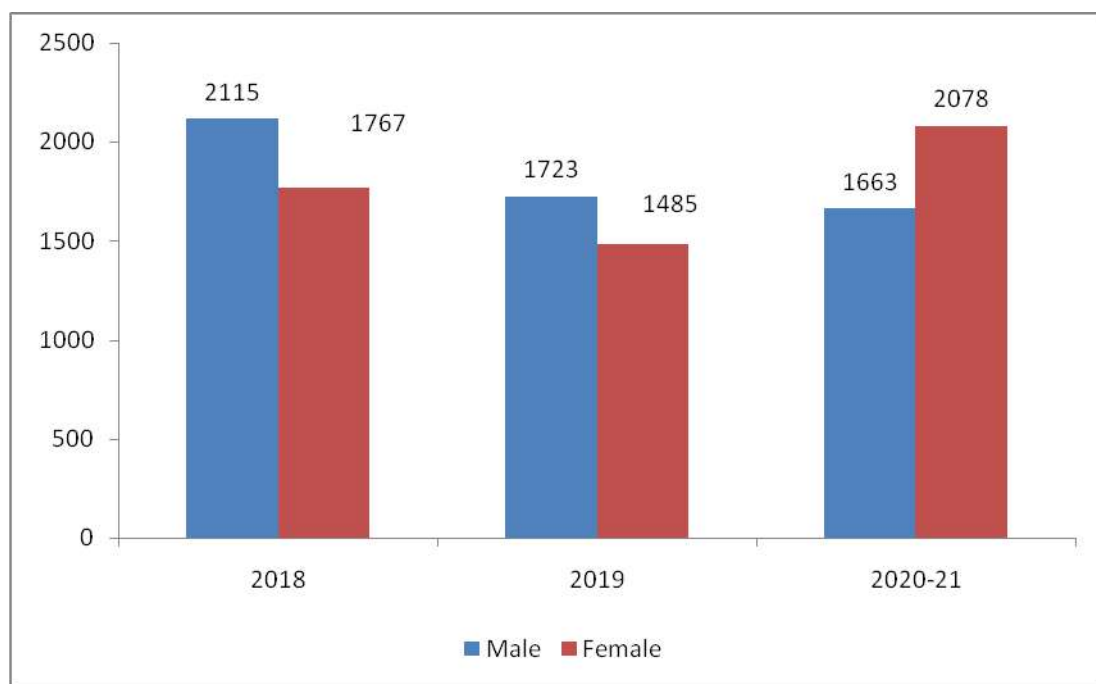


Figure- 4 Number of Male and Female students granted admission to various courses in the Main Campus and Satellite Campuses

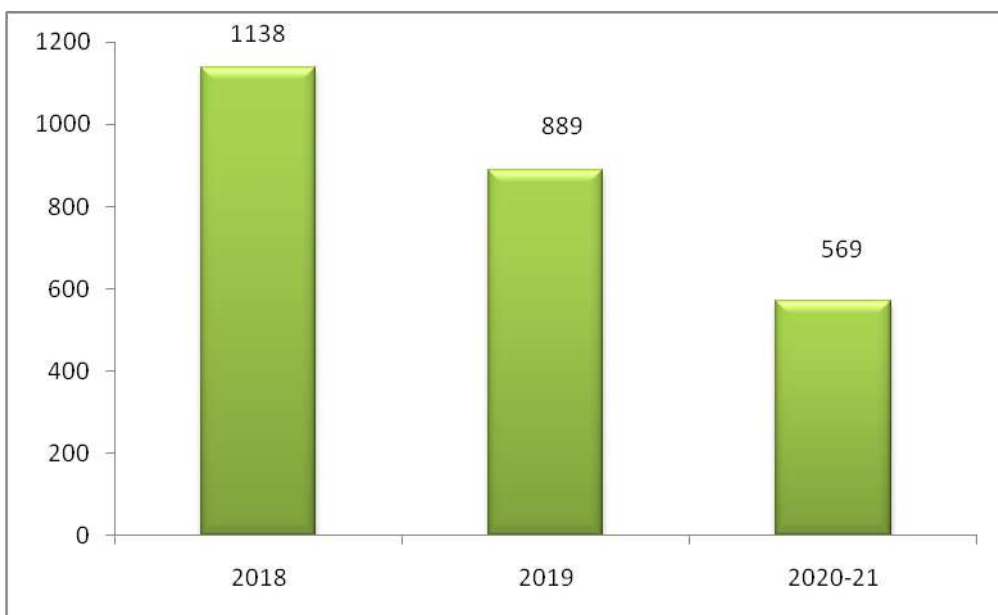


Figure-5 Number of Students admitted to various courses under reserved categories in main and satellite campuses

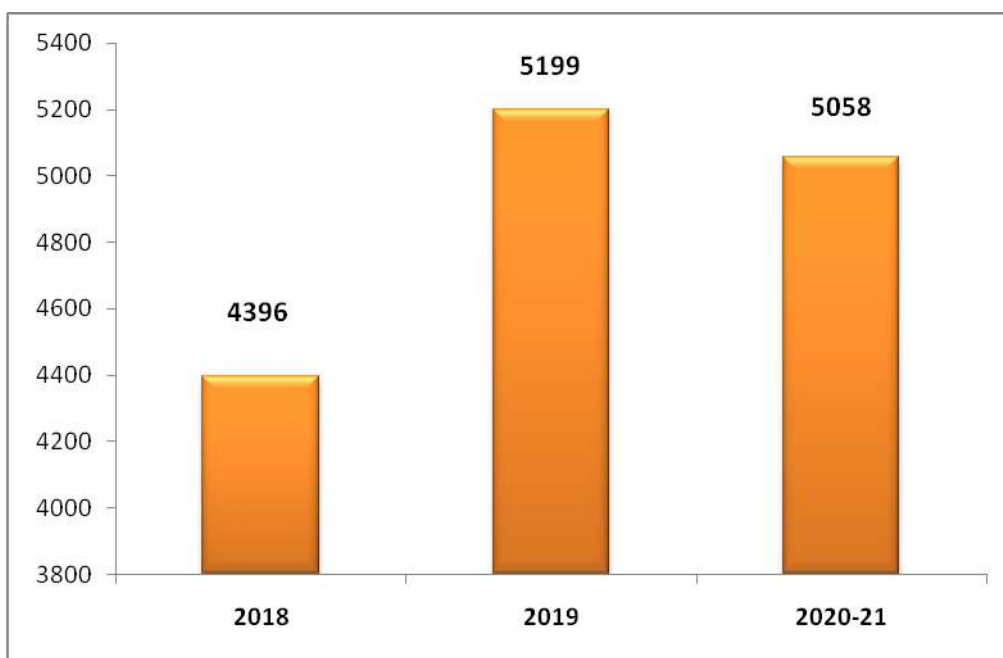


Figure- 6 Number of admissions granted through Directorate of Distance Education

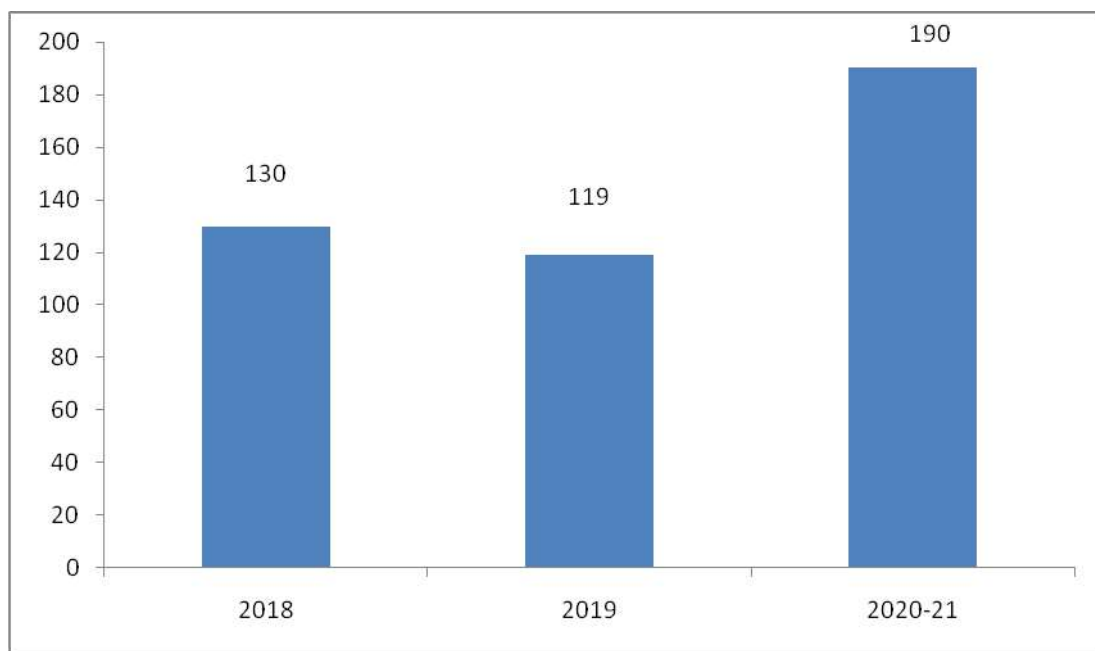


Figure- 7 Number of Scholars Registered for Ph.D.

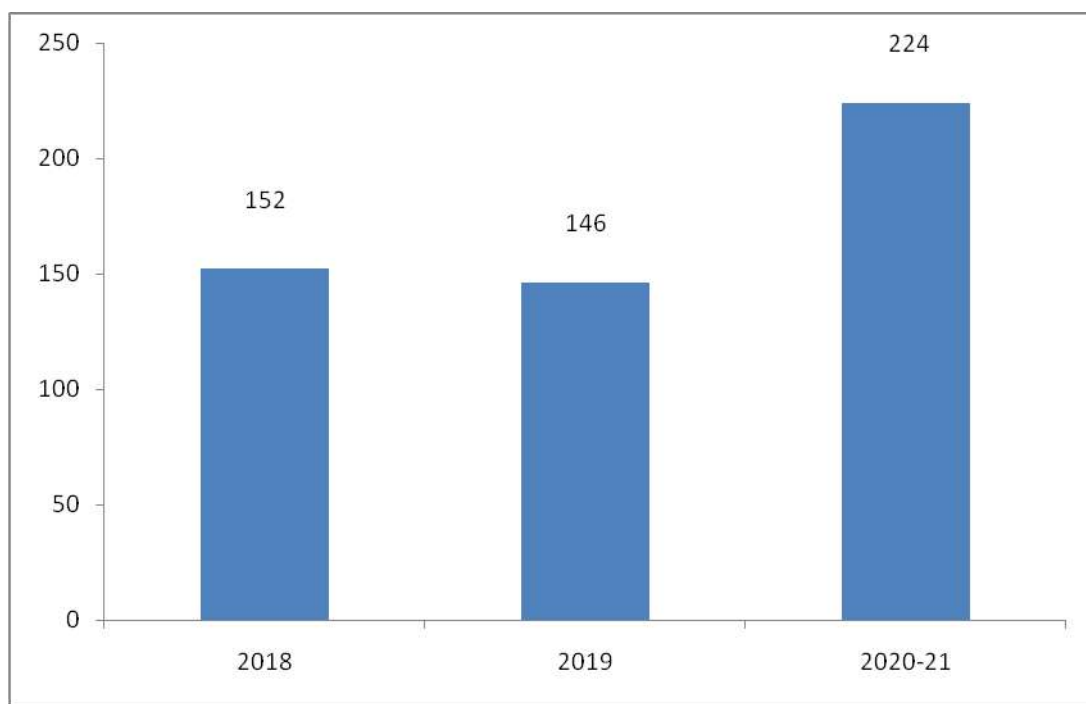


Figure- 8 Number of Scholars awarded Ph.D.

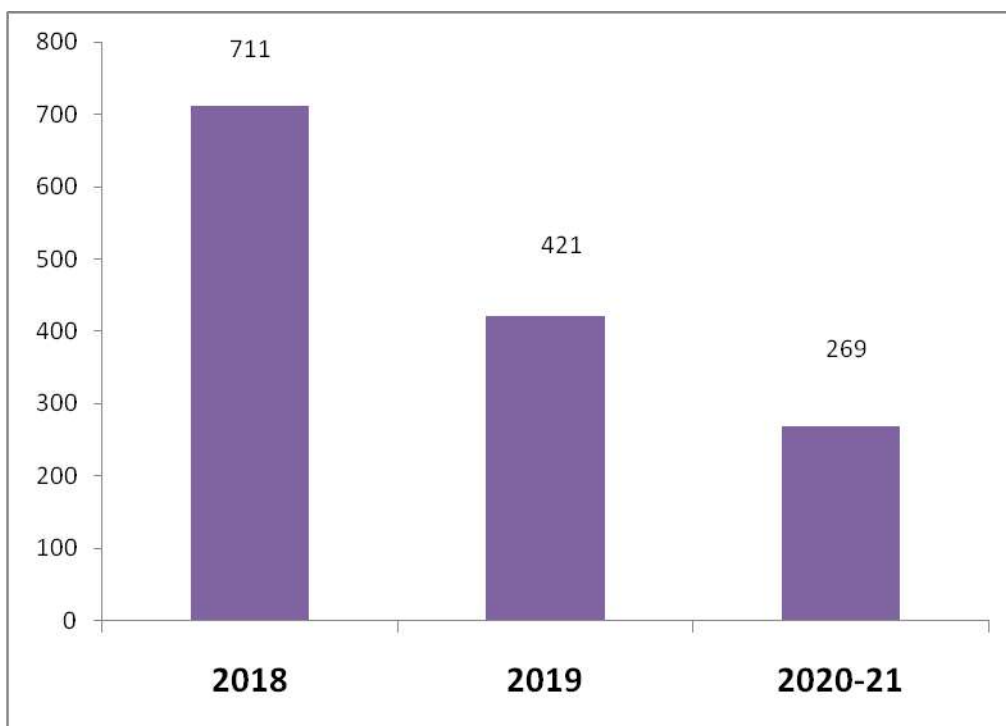


Figure- 9 CSIR-UGC NET, UGC NET and SET Qualifiers

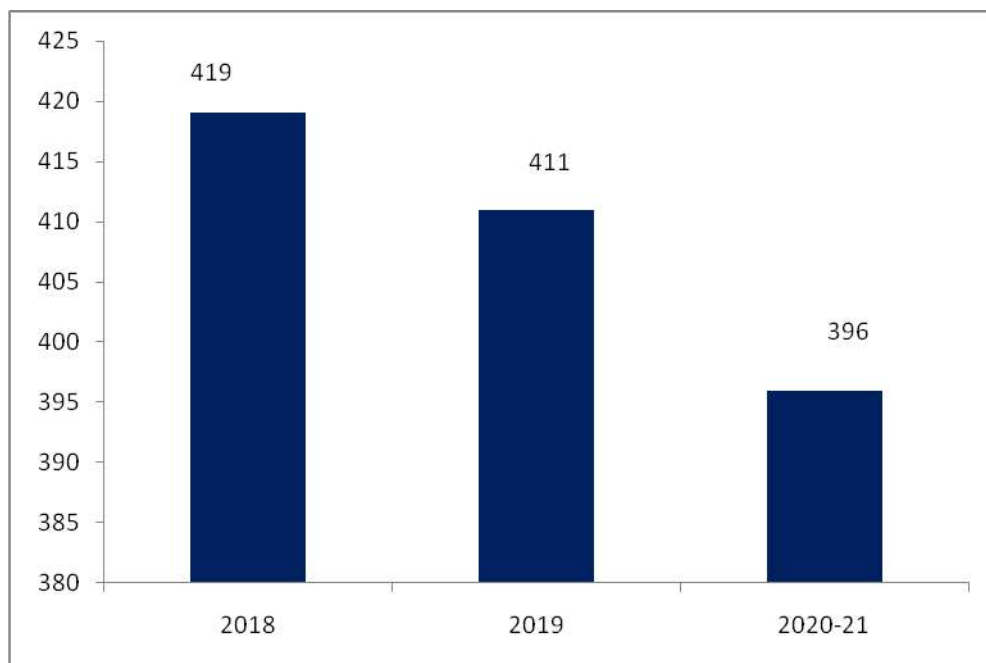


Figure- 10 Filled permanent teaching faculty

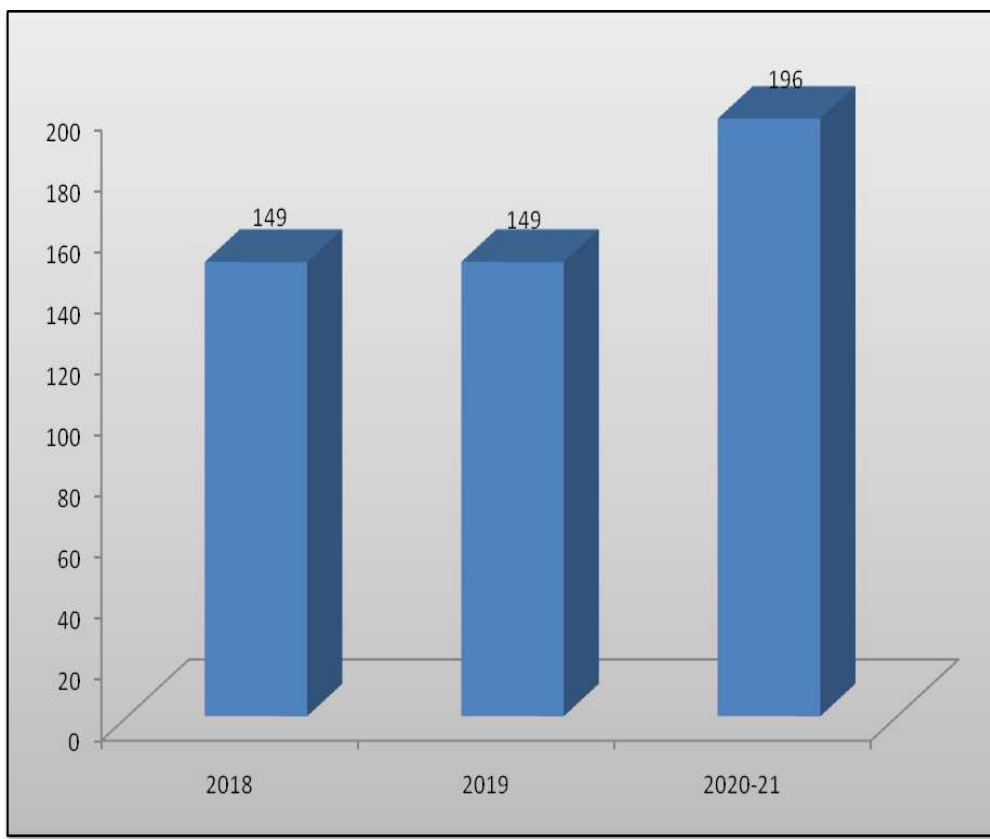


Figure- 11 Number of Affiliated Colleges

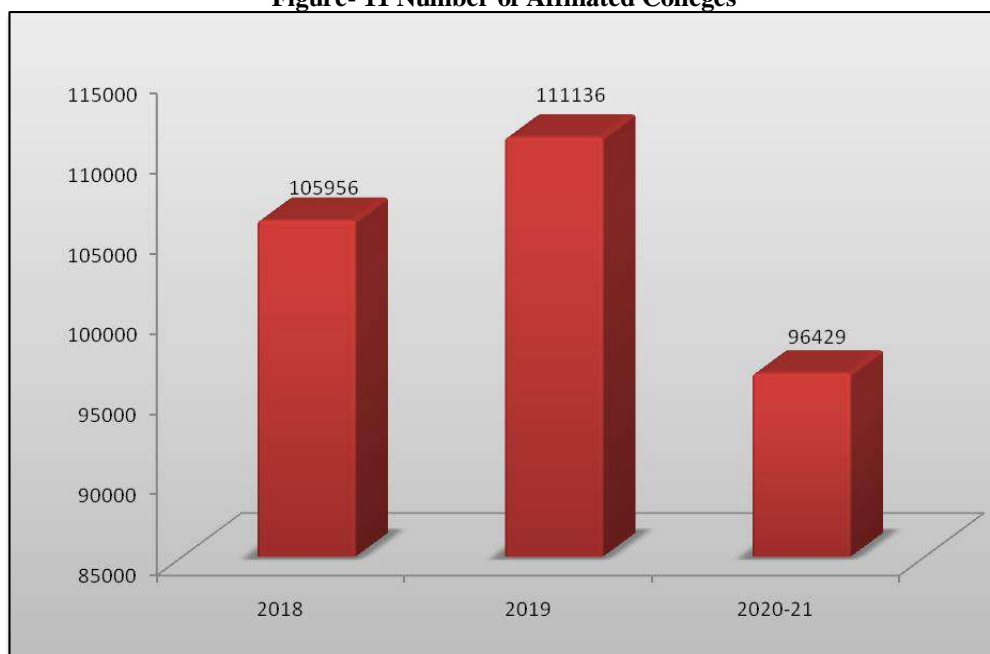


Figure- 12 Enrolment in Affiliated Colleges

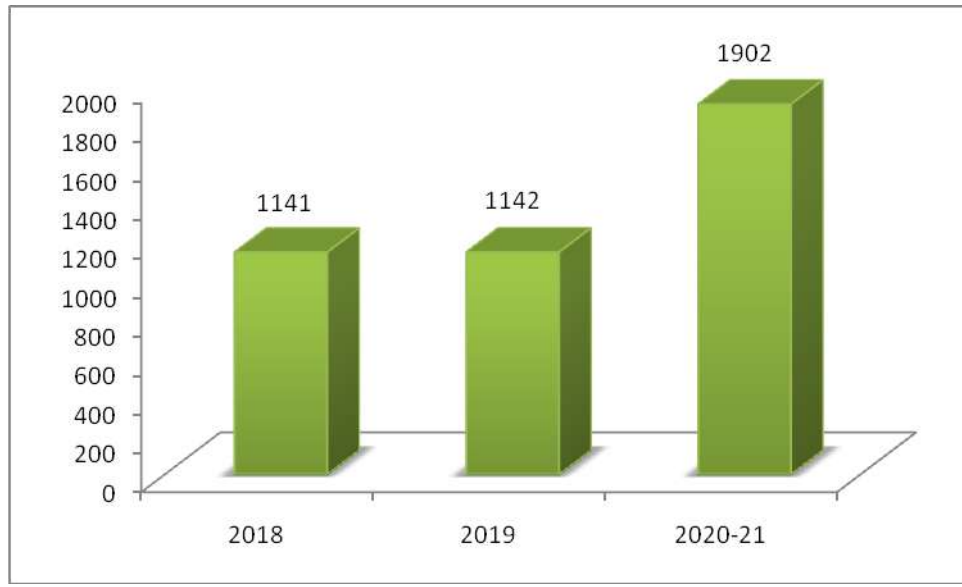


Figure- 13 Hostel accommodation provided to students at main and satellite campuses

**Table 1 – Basic information of Main Campus, University of Kashmir, Srinagar.**

1. UT :	Jammu and Kashmir			
2. Name of the University/University Level Institution	University of Kashmir, Srinagar			
3. AISHE Code	U-0196			
4. (i) Postal Address Line1:	Hazratbal			
(ii) Postal Address Line2:	Srinagar			
(iii) City:	Srinagar			
(iv) District	Srinagar			
(v) Pin Code	190006			
(vi) Web Site	www.kashmiruniversity.net			
(vii) Total Area [In acre]	327.99			
(viii) Total Constructed Area[In sq m]	844,437			
5. (i) Year of Establishment:	1948			
(ii) Year When declared University	1948			
6. University Contact Details:				
A. (i)Name of Vice Chancellor:	Prof. Talat Ahmad			
(ii) Contact No:	07042311499			
(iii) E-mail id:	vcoffice@uok.edu.in			
D. (i) Name of the Director DIQA	Prof Anwar Hassan			
(ii)Designation:	Professor / Director DIQA			
(iii)Telephone No:	0194-2425195, 2421357			
(iv) Mobile:	09419426546			
(v)E-mail id	diqa @uok.edu.in.			
E. (i) Name Of Registrar	Dr Nisar Ahmad			
(ii) Contact No:	0194 227 2005			
(iii) E-mail id:	registrar@kashmiruniversity.ac.in			
7. (i) Location of the University / University Level Institution :	Urban			
(ii) Block/City/Town	: Hazratbal, Srinagar			
8. Geographical referencing:				
Latitude (in degree) [Range: 6-38]	34.128001			
Latitude (in degree) [Range: 68-98]	74.830001			
9. Type of University / University Institution	State Public University			
10. (i) Is it a Specialized University	No			
(ii) If Yes, then select any one In case of Others, please specify				
11. Whether the University / University Level Institution is exclusively meant for girls	No			
12. (i) Staff Quarter Available	Yes			
(ii) If yes,				
Category	Number			
Teaching Staff	106			
Non Teaching Staff	236			
Total	342			
1. (i) Does the University / University Level Institution has Student Hostel	Yes			
If Yes, Number of Hostels	7			
S.No.	Name of Hostel	Hostel Type	Intake Capacity	No. Of students Residing
1	Maulana Anwar Shah (RA) Kashmiri Hostel	Boys Hostel	170	120
2	Quart-Ul-Ain Haider Girls Hostel	Girls Hostel	290	280
3	M.A. Boys Hostel	Boys Hostel	184	167
4	H.K. Girls Hostel	Girls Hostel	200	189
5	G.K.Research Hostel INN	Boys Hostel	54	54
6	Rabiya Basira Girls Hostel	Girls Hostel	180	166
7	Bi Bi Amina Girls Hostel	Girls Hostel	170	162

**MAIN CAMPUS DETAILS**

Details of Faculty / Department Wise Courses Offered by the University at Main Campus.

Table 2.0 - List of Faculty & Departments**1. Faculty / School Name : Law**

S. No.	Name of the Department / Centres
1	Law

2. Faculty / School Name : Non-Formal Education

S. No.	Name of the Departments / Centres
1	Directorate of Lifelong Learning
2	Directorate of Distance Education
3	J&K State Resource Centre

3. Faculty / School Name : Applied Science & Technology

S. No.	Name of the Departments / Centres
1	Pharmaceutical Sciences
2	Home Science
3	Food science & Technology
4	Electronics & Instrumentation Technology
5	Computer Sciences
6	Information Technology & Support System(ITSS)

4. Faculty / School Name : Other Research and Extension centres

S. No.	Name of the Departments / Centres
1	Population Research Centre(PRC)
2	Allama Iqbal Library
3	Educational Multi Media Research Centre

5. Faculty / School Name : Biological Science

S. No.	Name of the Departments / Centres
1	Clinical Biochemistry
2	Bio resources
3	Nanotechnology
4	Zoology
5	Centre of Research for Development (CORD)
6	Botany
7	Biochemistry
8	Biotechnology

6. Faculty / School Name : Physical & Material Science

S. No.	Name of the Departments / Centres
1	Mathematics
2	Physics
3	Chemistry
4	Statistics

7. Faculty / School Name : Business Studies

S. No.	Name of the Departments / Centres
1	Commerce
2	Economics
3	Management Studies

8. Faculty / School Name : Earth & Environmental Science

S. No.	Name of the Departments / Centres
1	Geography & Regional Development
2	Earth Sciences
3	Environmental Sciences

**1. Faculty / School Name : Arts, Language and Literature**

S. No.	Name of the Departments / Centres
1	Hindi
2	English
3	Persian
4	Kashmiri
5	Iqbal Institute of Culture and Philosophy
6	Sanskrit
7	Urdu
8	Linguistic
9	Arabic
10	Foreign Science

2. Faculty / School Name : Education and Behavioural Sciences

S. No.	Name of the Departments / Centres
1	Physical Education & Sports
2	Education
3	Psychology

3. Faculty / School Name : Social Science

S. No.	Name of the Departments / Centres
1	Media Education Research Centre (MERC)
2	Shah-i-Hamdan (RA) Institute of Islamic Studies
3	Library and Information Science
4	Women Studies Centre
5	Political Science
6	Institute of Kashmir Studies
7	Sociology
8	Centre of Central Asian studies
9	History
10	Social Work



Table 3.0- Campus, Location, Area and Programmes offered

Campus Type	Address	Location	Campus Area in Acres	Built up Area in sq. mts.	Date of Establishment
<i>Main Campus (Teaching & Research)</i>	Hazratbal, Srinagar	Urban	246.85	519081	01-10-1948
Programmes Offered					
Undergraduate					
<ul style="list-style-type: none"> • BA LLB • B.Ed (<i>through Distance Mode</i>) • B.Ed (Regular) • Integrated B.Ed./M.Ed. (Education) • B.Pharm • LLB • B.FA • B.Mus • B.Voc • B.Tech 					
Post Graduate					
<ul style="list-style-type: none"> • LLM • MA (Arabic) • MA (Archaeology) • MA Anthropology (Kashmiri Studies) • MA (<i>Economics through Distance Mode</i>) • MA (Economics) • MA (Education) • MA (<i>English through Distance Mode</i>) • MA (English) • MA (Hindi) • MA (History) • MA (Islamic Studies) • MA (Kashmir Studies) • MA (Kashmiri) • MA (Linguistics) • MA (Mass Communication & Journalism) • MA (<i>Mathematics through Distance mode</i>) • MA (Persian) • MA (Political Science) • MA (Psychology) • MA (Sanskrit) • MA (Social Work) • MA (Sociology) • MA (<i>Urdu through Distance Mode</i>) • MA (Urdu) • MBA (Financial Management) • MBA (Integrated MBA) • MBA (Management Studies) • Executive MBA (Business Studies) 					



- MCA (Master of Computer Applications)
- MCom
- MCom (*through Distance Mode*)
- MEd
- MLibISc (Masters of Library and Information Science)
- MPEd
- MPharm
- MSc (Geography)
- MSc (Microbiology)
- MSc (Applied Geology)
- MSc (Biochemistry)
- MSc (Bioresources)
- MSc (Biotechnology)
- MSc (Botany)
- MSc (Chemistry)
- MSc (Clinical Biochemistry)
- MSc (Dietetics and Clinical Nutrition)
- MSc (Disaster Management)
- MSc (Electronics)
- MSc (Environmental Science)
- MSc (Extension and Communication)
- MSc (Food Science and Nutrition)
- MSc (Food Science and Technology)
- MSc (Geo Informatics)
- MSc (Human Development)
- MSc IT (Information Technology)
- MSc (Mathematics)
- MSc (Physics)
- MSc (Statistics)
- MSc (Zoology)
- MTech (Computer Sciences)
- MTech (Embedded Systems & Solutions)
- MTTM (Travel and Tourism Management)

Research

- PhD or DPhil (Applied Geology)
- PhD or DPhil (Geo Informatics)
- PhD or DPhil (Home Sciences)
- PhD or DPhil (Arabic)
- PhD or DPhil (Archaeology)
- PhD or DPhil (Biochemistry)
- PhD or DPhil (Bioresources)
- PhD or DPhil (Biotechnology)
- PhD or DPhil (Botany)
- PhD or DPhil (Chemistry)
- PhD or DPhil (Clinical Biochemistry)
- PhD or DPhil (Commerce)
- PhD or DPhil (Computer Sciences)
- PhD or DPhil (Disaster Management)
- PhD or DPhil (Economics)
- PhD or DPhil (Education)
- PhD or DPhil (Electronics)
- PhD or DPhil (English)



- PhD or DPhil (Environmental Science)
- PhD or DPhil (Food Science)
- PhD or DPhil (Geography)
- PhD or DPhil (Hindi)
- PhD or DPhil (History)
- PhD or DPhil (Information Technology)
- PhD or DPhil (Iqbal Studies)
- PhD or DPhil (Islamic Studies)
- PhD or DPhil (Kashmir Studies)
- PhD or DPhil (Kashmiri)
- PhD or DPhil (Law)
- PhD or DPhil (Library and Information Science)
- PhD or DPhil (Linguistics)
- PhD or DPhil (Management Studies)
- PhD or DPhil (Mass Communication & Journalism)
- PhD or DPhil (Mathematics)
- PhD or DPhil (Microbiology)
- PhD or DPhil (Persian)
- PhD or DPhil (Pharmaceutical Science) PhD or DPhil (Physics)
- PhD or DPhil (Political Science)
- PhD or DPhil (Psychology)
- PhD or DPhil (Sanskrit)
- PhD or DPhil (Sheikh Ul Alam Studies)
- PhD or DPhil (Social Work)
- PhD or DPhil (Sociology)
- PhD or DPhil (Statistics)
- PhD or DPhil (Urdu)
- PhD or DPhil (Zoology)

PG Diploma

- Diploma (*Hindi*)
- Diploma (*Persian*)
- Diploma (*Business Administration through Distance Mode*)
- Diploma (*Business Entrepreneurship through Distance Mode*)
- Diploma (*Cyber Law through Distance Mode*)
- Diploma (*Home Science through Distance Mode*)
- Diploma (*Tourism Management through Distance Mode*)
- Diploma (*Web Designing through Distance Mode*)
- DCA (*Computer Applications through Distance Mode*)
- Diploma in Consumer Laws & Practice (DCLP)
- PG Diploma in Physical Education at Ganderbal, Physical Education College (Constituent College)

Diploma (Courses)

- DPPTT (*through Distance Mode*)
- Kashmiri Language (*through Distance Mode*)

Certificate (Courses)

- German
- French
- Russian
- Spoken English
- Hindi



Campus Type	Address	Location	Campus Area in Acres	Built up Area in sq. mts.	Programmes offered	Date of Establishment
<i>Mirza Bagh (Residential Campus)</i>	Hazratbal, Srinagar	Urban	20	6561	None	Jan 1997
Campus Type	Address	Location	Campus Area in Acres	Built up Area in sq. mts.	Programmes offered	Date of Establishment
<i>Zakura Campus (Teaching & Research)</i>	Zakura, Srinagar	Urban	37.50	48777	Undergraduate in Institute of Technology <ul style="list-style-type: none"> • BTech, Electronics and Communication Engineering • BTech Electrical Engineering • BTech Mechanical Engineering • B.Tech.Civil Engineering • M.Tech in Electronics & Communication • M.Tech in Power System & Control • M.tech in Design Engineering 	April 2009
Campus Type	Address	Location	Campus Area in Acres	Built up Area in sq. mts.	Programmes offered	Date of Establishment
<i>South Campus (Teaching & Research)</i>	Fategarah, Anantnag, Kashmir	Rural	43.75	67949.93 96	Undergraduate <ul style="list-style-type: none"> • B.Sc. Nursing Post Graduate <ul style="list-style-type: none"> • M.A. in English • M.A. / MSc. Mathematics • MBA • M.A. Education • MCA • M.Ed. • M.A. Urdu Research <ul style="list-style-type: none"> • PhD in English • PhD in Mathematics 	December 2004
Campus Type	Address	Location	Campus Area in Acres	Built up Area in sq. mts.	Programmes offered	Date of Establishment



North Campus (Teaching & Research)	Delina, Baramulla, Kashmir	Rural	119.37 (76.87 at upper Delina & 42.5 at lower Delina)	43446	Undergraduate <ul style="list-style-type: none"> • BTech (Computer Sciences and Engineering) Post Graduate <ul style="list-style-type: none"> • M.A. in English • Integrated MBA • MCA • 2 Year M.Tech. (Computer Sciences and Engineering) Research <ul style="list-style-type: none"> • PhD in English • PhD in Computer Sciences 	May 2003
Campus Type	Address	Location	Campus Area in Acres	Built up Area in sq. mts.	Programmes offered	Date of Establishment
Kupwara Campus (Teaching & Research)	Wayun, Kupwara, Kashmir	Rural	42.00	12342	Post Graduate TO BE STARTED SOON <ul style="list-style-type: none"> • Integrated MSc. Physics in <i>School of Basic Sciences</i> • Integrated MSc. Energy Studies in <i>School of Applied Sciences</i> 	2013
Campus Type	Address	Location	Campus Area in Acres	Built up Area in sq. mts.	Programmes offered	Date of Establishment
Jammu Campus (Regional Center)	Bathindi, Jammu	Rural	1.5	10200	None	09-03-2017



Programme/s offered by Departments /Centres with approved intake capacity and duration (Regular Mode)

Admission Criteria: University Level Entrance Examination

Table 4.0 School of Law

Name of the Programme	Discipline / Subject	Approved Intake	Course Duration	Course Duration
			Year	Month
Department of Law				
L.L.B. Bachelor of Law or Laws	LLB	65	3	0
M.L. -Master of Laws	LLM	20	2	0
L.L.B. Bachelor of Law or Laws	LLB 3years Supplementary shift	30	3	0
L.L.B. Bachelor of Law or Laws	B.A.LLB 5years	65	5	0
Ph.D. Doctor of Philosophy	Law	54	4	0

Admission Criteria: University Level Entrance Examination

Table 4.1 - School of Applied Sciences and Technology

Name of the Programme	Discipline / Subject	Approved Intake	Course Duration	Course Duration
			Year	Month
Institute of Home Science				
M.Sc. Master of Science	Extension and Communication	16	2	0
M.Sc. Master of Science	Dietetics and Clinical Nutrition	10	2	0
M.Sc. Master of Science	Human Development	10	2	0
Ph.D. Doctor of Philosophy	Home Science	27	4	0
M.Sc. Master of Science	Food Science and Nutrition	16	2	0
Department of Food Science & Technology				
Ph.D. Doctor of Philosophy	Food Science & Technology	12	4	0
M.Sc. Master of Science	Food Science & Technology	29	2	0
Department of Electronics and Instrumentation Technology				
M.Sc. Master of Science	Electronics	39	2	0
Ph.D. Doctor Of Philosophy	Electronics & Instrumentation Technology	42	4	0



M. Tech. Master of Science	M. Tech. (Embedded Systems & Solutions)	26	2	0
Department of Computer Science				
Post Graduate Diploma	Computer Science	20	1	0
M.C.A. Master of Computer Application	Computer Science	62	3	0
M. Tech Master of Technology	M. Tech Computer Application	22	2	0
Ph.D. Doctor Of Philosophy	Computer Science	39	4	0
Directorate of Information Technology and Support System (ITSS)				
M.Sc. Master of Science	M.Sc. IT	60	2	0
Department of Pharmaceutical Science				
Admission Criteria: BOPEE				
Ph.D.-Doctor of Philosophy	Pharmaceutical Science	29	4	0
M. Pharma Master of Pharmacy	Pharmaceutical Science	20	2	0
B. Pharma. Bachelor of Pharmacy	Pharmaceutical Science	35	3	0

Admission Criteria: University Level Entrance Examination

Table 4.2 - School of Biological Science

Name of the Programme	Discipline / Subject	Approved Intake	Course Duration	Course Duration
			Year	Month
Department of Clinical Bio Chemistry				
Ph.D. Doctor of Philosophy	Clinical Bio Chemistry	5	2	0
M.Sc. Master of Science	Clinical Bio Chemistry	35	2	0
Department of Bioresources				
M.Sc. Master of Science	Bioresources	21	2	0
Ph.D. Doctor of Philosophy	Bioresources	14	4	0
Department of Nanotechnology				
M.Sc. Master of Science	Nanotechnology	15	2	0
Department of Zoology				
M.Sc. Master of Science	Zoology	57	2	0
Ph.D. Doctor of Philosophy	Zoology	65	4	0
Centre of Research for Development				
M.Sc. Master of Science	Micro biology	13	2	0
Ph.D. Doctor Of Philosophy	Centre of Research for Development	30	4	0
Department of Botany				
Ph.D. Doctor of Philosophy	Botany	70	4	0
M.Sc. Master of Science	Botany	57	2	0



Department of Bio Chemistry				
M.Sc. Master of Science	Bio Chemistry	35	2	0
Ph.D. Doctor of Philosophy	Bio Chemistry	27	4	0
Department of Bio Technology				
M.Sc. Master of Science	Bio Technology	15	2	0
Ph.D. Doctor of Philosophy	Bio Technology	33	4	0

Admission Criteria: University Level Entrance Examination

Table 4.3 School of Physical and Material Science

Name of the Programme	Discipline / Subject	Approved Intake	Course Duration	Course Duration
			Year	Month
Department of Mathematics				
M.Sc. Master of Science	Mathematics	70	2	0
Ph.D. Doctor of Philosophy	Mathematics	43	4	0
Department of Physics				
M.Sc. Master of Science	Physics	63	2	0
Ph.D. Doctor of Philosophy	Physics	33	4	0
Department of Chemistry				
M.Sc. Master of Science	Chemistry	65	2	0
Ph.D. Doctor of Philosophy	Chemistry	35	4	0
Department of Statistics				
M.Sc. Master of Science	Statistics	68	2	0
Ph.D. Doctor of Philosophy	Statistics	24	4	0

Admission Criteria: University Level Entrance Examination

Table 4.4 - School of Business Studies

Name of the Programme	Discipline / Subject	Approved Intake	Course Duration	Course Duration
			Year	Month
Department of Commerce				
M.Com. Master of Commerce	Commerce	87	2	0
Ph.D. Doctor of Philosophy	Commerce	15	4	0
Department of Economics				
M.A. Master of Arts	Economics	86	2	0
Ph.D. Doctor of Philosophy	Economics	6	4	0
Department of Management Studies				
M.B.A. Master of Business Administration	Master of Tourism and Hospitality Management	39	2	0
M.B.A. Business Administration	Master of Business Administration	61	2	0
M.B.A. Master of Business Administration	Master of Integrated Business Administration	61	5	0
Ph.D. Doctor of Philosophy	Master of Business Administration	121	4	0
M.F.M. Master of Financial Management	Master of Finance and Control	40	2	0

**Admission Criteria:** University Level Entrance Examination**Table 4.5 - School of Earth and Environmental Science**

Name of the Programme	Discipline / Subject	Approved Intake	Course Duration	
			Year	Month
Geography and Regional Development				
M.Sc. Master of Science	Disaster Management	15	2	0
M.Sc. Master of Science	Disaster Management	39	2	0
Ph.D. Doctor of Philosophy	Disaster Management	34	4	0
Earth Science				
M.Sc. Master of Science	Applied Geology Science	26	2	0
Ph.D. Doctor of Philosophy	Applied Geology	14	4	0
Geo informatics				
Ph.D. Doctor of Philosophy	Geo informatics	14	4	0
M.Sc. Master of Science	Geo informatics	15	2	0
Environmental Science				
Ph.D. Doctor of Philosophy	Environmental Science	48	4	0
M.Sc. Master of Science	Environmental Science	26	2	0

Admission Criteria: University Level Entrance Examination**Table 4.6 - School of Arts, Languages and Literatures**

Name of the Programme	Discipline / Subject	Approved Intake	Course Duration	
			Year	Month
Department of Hindi				
M.A.- Master of Arts	Hindi	60	2	0
Ph.D. Doctor of Philosophy	Hindi	31	4	0
P.G. Diploma	Hindi	15	1	0
Department of English				
M.A. Master of Arts	English	77	2	0
Ph.D. Doctor of Philosophy	English	32	4	0
Department of Persian				
Ph.D. Doctor Of Philosophy	Persian	13	4	0
M.A. Master of Arts	Persian	56	2	0
Department of Kashmiri				
Diploma-Diploma	Kashmiri	65	1	0
M.A. Master of Arts	Kashmiri	72	2	0
Ph.D. Doctor of Philosophy	Kashmiri	22	4	0
Iqbal Institute of Culture and Philosophy				
Ph.D. Doctor of Philosophy	Iqbal Institute of Culture and Philosophy	14	4	0
Department of Sanskrit				
M.A. Master of Arts	Sanskrit	20	2	0
Ph.D. Doctor of Philosophy	Sanskrit	3	4	0
Department of Urdu				
M.A.- Master of Arts	Urdu	86	2	0
P.G. Diploma	Urdu	15	1	0
Ph.D. Doctor of Philosophy	Urdu	14	4	0
Department of Linguistics				



M.A.- Master of Arts	Linguistics	52	2	0
Ph.D. Doctor of Philosophy	Linguistics	29	4	0
Department of Arabic				
Ph.D. Doctor of Philosophy	Arabic	28	4	0
M.A.- Master of Arts	Arabic	66	2	0
Institute of Foreign Languages				
Certificate	French	25	1	0
Certificate	German	25	1	0
Certificate	Russian	25	1	0

Admission Criteria: University Level Entrance Examination

Table 4.7 - School of Education and Behavioural Science

Name of the Programme	Discipline / Subject	Approved Intake	Course Duration	
			Year	Month
Department of Physical Education				
M.P.Ed. Master of Physical Education	Master of Physical Education	25	2	0
Department of Education				
B.Ed. Bachelor of Education	B.Ed.	110	2	0
M.A. Master of Arts	Education	78	2	0
Ph.D. Doctor of Philosophy	Education	37	4	0
M.Ed. Master of Arts	M.Ed.	59	2	0
Department of Psychology				
Ph.D. Doctor of Philosophy	Psychology	17	4	0
M.A. Master of Arts	Psychology	54	2	0

Admission Criteria: University Level Entrance Examination

Table 4.8 - School of Social Science

Name of the Programme	Discipline / Subject	Approved Intake	Course Duration	
			Year	Month
Media Education Research Centre(MERC)				
Ph.D. Doctor of Philosophy	Media Education Research Centre(MERC)	29	4	0
M.A. Master of Arts	Media Education Research Centre(MERC)	40	2	0
Shah-i- Hamdan (RA) Institute of Islamic Studies				
Ph.D. Doctor of Philosophy	Shah-i- Hamdan (RA) Institute of Islamic Studies	22	4	0
M.A. Master of Arts	Shah-i- Hamdan (RA) Institute of Islamic Studies	62	2	0
Department of Library and Information Science				
Ph.D. Doctor of Philosophy	Library and Information Science	20	4	0
M.A. Master of Arts	Library and	44	2	0



	Information Science			
Centre for Women Studies and Research				
M.A.- Master of Arts	Gender Studies	27	2	0
Department of Political Science				
M.A.- Master of Arts	Political Science	86	2	0
Ph.D. Doctor of Philosophy	Political Science	60	4	0
UNESCO Madanjeet Singh Institute of Kashmiri Studies				
Ph.D. Doctor of Philosophy	UNESCO Madanjeet Singh Institute of Kashmiri Studies	14	4	0
Department of Sociology				
M.A.- Master of Arts	Sociology	66	2	0
Ph.D. Doctor of Philosophy	Sociology	26	4	0
Centre of Central Asian Studies (CCAS)				
Ph.D. Doctor of Philosophy	Centre of Central Asian Studies	96	4	0
M.A.- Master of Arts	Archaeology	15	2	0
Department of History				
M.A.- Master of Arts	History	85	2	0
M.A.- Master of Arts	M.A. History Supplementary Shift	80	2	0
Ph.D. Doctor of Philosophy	History	35	4	0
Department of Social Work				
Ph.D. Doctor of Philosophy	Social Work	30	4	0
M.A.- Master of Arts	Social Work	42	2	0

Total number of programmes run through Departments / Centres: - 153

**Details of Programmes offered by Directorate of Distance Education (DDE)****Admission Criteria:** Merit Based Admission**Table 4.9 - School of Open Learning**

Name of the programme	Discipline / Subject	Approved Intake	Course Duration	Course Duration
			Year	Month
M.A.- Master of Arts	Education	1000	2	0
M.A.- Master of Arts	English	200	2	0
M.A.- Master of Commerce	Commerce	200	2	0
B.Ed. Bachelor of Education	Education	3342	2	0
Diploma	Pre-Primary Teacher Training Programme	300	1	0
Certificate	Kashmiri Language	100	1	0
PG Diploma Post Graduate Diploma	Business Administration	58	1	0
PG Diploma Post Graduate Diploma	Business Entrepreneurship	100	1	0
PG Diploma Post Graduate Diploma	Business Entrepreneurship	100	1	0
M.Sc.- Master of Science	Mathematics	200	2	0
M.A.- Master of Arts	Economics	200	2	0
M.A.- Master of Arts	Urdu	700	2	0
PG Diploma Post Graduate Diploma	Tourism Management	100	1	0
PG Diploma Post Graduate Diploma	Web Designing	100	1	0
PG Diploma Post Graduate Diploma	Computer Applications	100	1	0
PG Diploma Post Graduate Diploma	Home Science	100	1	0
PG Diploma Post Graduate Diploma	Cyber Law	100	1	0
M.A.- Master of Arts	Islamic Studies	100	2	0

Total Number of Programmes through Distance mode: - 18

**Details of programmes offered by Directorate of Lifelong Learning (DLL)****Admission Criteria:** Merit Based Admission**Table 4.10 - School of Open Learning**

Name of the Programme	Discipline / Subject	Approved Intake	Course Duration	Course Duration
			Year	Month
Certificate	Paper Machie	30	0	6
Certificate	Aari Work (crewel)	30	0	3
Certificate	Sozni Art / Needle Work	30	0	3
Certificate	Cutting & Tailoring (Basic)	30	0	3
Certificate	Fashion Designing	30	0	3
Certificate	Cold storage Manager	30	0	3
Certificate	Documentation Assistant	30	0	3
Certificate	Domestic Data Entry Operator	30	0	6
Certificate	Graphic Designer	30	0	3
Certificate	Hand Embroiderer	30	0	3
Certificate	Self-employed Tailor	30	0	3
Certificate	Assistant Cameraman	30	0	3
Certificate	AutoCAD-2D+3D	30	0	3
Certificate	Basic Computer & Internet	30	0	3
Certificate	Programming C++	30	0	3
Certificate	Computer Hardware	30	0	3
Certificate	Desktop Publishing	30	0	3
Certificate	Graphic Designing	30	0	3
Certificate	Tally ERP 9	30	0	3
Certificate	Web Designing	30	0	3
Certificate	CCNA I, ii, iii & iv	30	0	6
Certificate	Regimental Therapy (Illaj-Bil - Tadbeer)	30	0	2
Certificate	Unani Medicine Pharmacy	30	0	2
Certificate	Electrician/Industrial Electrician	30	0	3
Certificate	Repairing of Home Appliances /AC Refrigerator	30	0	3
Certificate	Mobile Phone Repairing	30	0	2
Certificate	Plumber	30	0	3
Certificate	Transformer Fabrication	30	0	3



Name of the Programme	Discipline / Subject	Approved Intake	Course Duration	Course Duration
			Year	Month
Certificate	Photography (Advanced)	30	0	1
Certificate	Non-Linear Editing	30	0	1
Certificate	Sound Recording and Radio Production	30	0	1
Certificate	Videography	30	0	1
Certificate	Digital Photography	30	0	1
Certificate	Book Keeping and Accounting	30	0	3
Certificate	Financial Accounting	30	0	3
Certificate	Office Management	30	0	3
Certificate	Spoken English and Personality Development Skills	30	0	3
Certificate	Communication and Soft Skills	30	0	3
Certificate	Banking Correspondent and Facilitator	30	0	3
Certificate	Type Shorthand	30	0	3
Certificate	Publication Relations	30	0	3
Certificate	Customer Care Executive (Call Centre)	30	0	3
Certificate	Bridal Mehandi Designing	30	0	3
Certificate	Professional Makeup Artist	30	0	3
Certificate	CCTV Installation Technician	30	0	3
Certificate	B. Voc in Automotive Technology	50	3	0
Certificate	B. Voc in Electronic Media	50	3	0
Certificate	Domestic Electric Solutions	23	0	3
Certificate	Programming in Dot Net	10	0	3

Total No. Of Regular Programmes through others (DLL) :- 49

**Table 4.11 – New academic programmes introduced by the University of Kashmir during the Academic Year 2020-21**

S.No.	Dated	Programme	Department
1	10-01-2020	Integrated B.Ed. – Med.	Education
2	17-02-2020	B.Tech. Civil Engineering	Institute of Technology, Zakura
3	01-07-2020	PG in Anthropology	Kashmiri Studies
4	11-08-2020	Executive MBA	Management Studies
5	22-08-2020	Diploma in Consumer Laws & Practice (PGDCLP)	Directorate of Distance Education
6	22-08-2020	2 Year M.Tech.	Computer Science & Engineering, North Campus, Baramulla
7	27-03-2021	5 Year Integrated B.Sc.- M.Sc. Physics (&) 5 Year Integrated B.Sc.- M.Sc. Energy Studies	Kupwara Campus, Baramulla
8	2020-21	MBA	GDC Nawakadal, Sgr.
9	2020-21	M.Com	GDC Nawakadal, Sgr.
10	2020-21	M.Sc. Chemistry	GDC Nawakadal, Sgr.
11	2020-21	M.Sc. Zoology	GDC Sopore
12	2020-21	M.Sc. Kashmiri	GDC Sopore
13	2020-21	M.Com	GDC Anantnag
14	2020-21	M.Sc. Physics	SSM College of Engineering
15	2020-21	M.Sc. Electronics	SSM College of Engineering
16	2020-21	M.Sc. Nursing	Bibi Halima College of Nursing
17	2020-21	MBA (MCME)	Craft Development Institute
18	08-06-2021	M. Tech. in Electronics & Communication	Institute of Technology, Zakura
19.	08-06-2021	M. Tech. in Power System & Control	Institute of Technology, Zakura
20.	08-06-2021	M. Tech. in Design Engineering	Institute of Technology, Zakura

**Table 5 - Enrolment details in the Main and Satellite Campuses**

S. No.	Campus/s	Male	Female	Total
1	Main Campus (Regular)	3589	3483	7072
2	Main Campus (DDE*)	3382	6458	9840
3	Main Campus (DLL*)	129	194	323
4	Zakura Campus	598	164	762
5	North Campus	374	214	588
6	South Campus	400	514	914
Total Enrolment in Main & Satellite Campuses		8472	11027	19499

Table 5.1 - Examination details in Main and Satellite Campuses

S. No.	Campus/s	Total Students Appeared	Total Students Passed	Male	Female
1	Main Campus (Regular)	3773	3233	1587	1646
2	Main Campus (DDE*)	9039	6834	3030	3804
3	Zakura Campus	185	93	46	47
4	North Campus	124	74	48	26
5	South Campus	416	416	192	224
Total Examination/s details in Main and Satellite Campus		13537	10650	4903	5747

Table 5.2 - Details of Teaching Faculty

Campus	Professor		Associate Professor		Assistant Professor		Contractual Faculty		Total	
	Male	Female	Male	Female	Male	Female	Male	Female	Male	Female
Main Campus	63	10	24	12	160	51	52	32	299	105
Zakura Campus									21	11
North Campus									23	11
South Campus									26	14

Table 5.3- Details of Non Teaching Staff

Campus	Male	Female	Total
Main Campus	1486	496	1982
Zakura Campus	31	20	51
North Campus	48	9	57
South Campus	82	11	93

(*DDE:-Directorate of Distance Education)

(*DLL:- Directorate of Life Long Learning)

(* Cumulative Enrolment)

**Table 5.4 –Consolidated category wise break up of student enrolment**

Male	Female	Total	Category	Campus/s
3065	3010	6075	General	Main (Regular)
466	430	896	OBC	Main (Regular)
58	43	101	ST	Main (Regular)
2811	4743	7554	General	Main (DDE*)
496	1508	2004	OBC	Main (DDE*)
75	207	282	ST	Main (DDE*)
129	194	323	General	Main (DLL*)
582	164	746	General	Zakura
01	–	01	ST	Zakura
15	–	15	OBC	Zakura
392	507	899	General	South
01	03	04	SC	South
01	03	04	ST	South
06	01	07	OBC	South
330	206	536	General	North
05	–	05	ST	North
39	8	47	OBC	North

Table 5.5 - Consolidated Figure of Student Enrolment

Category Name	Male	Female	Total
General	7309	8824	16133
OBC	1022	1947	2969
ST	140	253	393
SC	01	03	04
Grand Total	8472	11027	19499

* OBC: various categories like RBA, SN, ALC, Sports, NCC, PH, OSJ, WUP, CDP.

(*DDE:-Directorate of Distance Education)

(*DLL:- Directorate of Life Long Learning)



**Table 6.0 - Number of Regular Students Enrolled in Main Campus,
University of Kashmir**

Regular Course:

School Department / Programme/	Year	Category	Number of Total Students Enrolled												
			General		SC		ST		OBC		Self Finance		Total		
			M	F	M	F	M	F	M	F	M	F	M	F	
Applied Science & Technology Computer Science/ M.C.A.	1	Total	36	19	-	-	-	-	-	-	-	-	36	19	
		PWD (Out of Total)	-	-	-	-	-	-	-	-	-	-	-	-	
		Muslim Minority (Out of Total)	36	19	-	-	-	-	-	-	-	-	-	36	19
		Other Minority (Out of Total)	-	-	-	-	-	-	-	-	-	-	-	-	-
Applied Science & Technology Computer Science/ M.C.A.	2	Total	43	10	-	-	-	-	-	-	-	-	43	10	
		PWD (Out of Total)	-	-	-	-	-	-	-	-	-	-	-	-	
		Muslim Minority (Out of Total)	43	10	-	-	-	-	-	-	-	-	-	43	10
		Other Minority (Out of Total)	-	-	-	-	-	-	-	-	-	-	-	-	-
Applied Science & Technology Computer Science/ M.C.A.	3	Total	36	8	-	-	-	-	7	2	-	-	43	10	
		PWD (Out of Total)	-	-	-	-	-	-	-	-	-	-	0	0	
		Muslim Minority (Out of Total)	36	8	-	-	-	-	7	2	-	-	43	10	
		Other Minority (Out of Total)	-	-	-	-	-	-	-	-	-	-	-	-	-
Applied Science & Technology Computer Application/ M. Tech/ Computer Engineering	1	Total	9	11	-	-	-	-	1	1	-	-	10	12	
		PWD (Out of Total)	-	-	-	-	-	-	-	-	-	-	-	-	
		Muslim Minority (Out of Total)	9	11	-	-	-	-	1	1	-	-	10	12	
		Other Minority (Out of Total)	-	-	-	-	-	-	0	0	-	-	-	-	
Applied Science & Technology Computer Application/ M. Tech/ Computer Engineering	2	Total	9	11	-	-	-	-	1	1	-	-	10	12	
		PWD (Out of Total)	-	-	-	-	-	-	-	-	-	-	-	-	
		Muslim Minority (Out of Total)	9	11	-	-	-	-	1	1	0	0	10	12	
		Other Minority (Out of Total)	-	-	-	-	-	-	-	-	-	-	-	-	
Applied Science & Technology Computer Science/ Ph.D. Doctor of Philosophy		Total	13	-	-	-	-	-	-	-	-	-	13	-	
		PWD (Out of Total)	-	-	-	-	-	-	-	-	-	-	-	-	
		Muslim Minority (Out of Total)	13	-	-	-	-	-	-	-	-	-	13	-	
		Other Minority (Out of Total)	-	-	-	-	-	-	-	-	-	-	-	-	
Total number of students enrolled in the department												218			
Total number of female students enrolled in the department												63			
Total number of male students enrolled in the department												155			
Applied Science & Technology (ITSS) Computer Science/	1	Total	24	8	-	-	-	-	6	3	-	-	30	11	
		PWD (Out of Total)	-	-	-	-	-	-	-	-	-	-	-	-	
		Muslim Minority (Out of Total)	24	8	-	-	-	-	6	3	-	-	30	11	



School Department / Programme/ M.Sc. IT	Year	Category	Number of Total Students Enrolled												
			General		SC		ST		OBC		Self Finance		Total		
			M	F	M	F	M	F	M	F	M	F	M	F	
		Other Minority (Out of Total)	-	-	-	-	-	-	-	-	-	-	-	-	-
Applied Science & Technology (ITSS) Computer Science/ M.Sc. IT	2	Total	24	8	-	-	-	-	6	3	-	-	30	11	
		PWD (Out of Total)	-	-	-	-	-	-	-	-	-	-	-	-	
		Muslim Minority (Out of Total)	24	8	-	-	-	-	6	3	-	-	30	11	
		Other Minority (Out of Total)	-	-	-	-	-	-	-	-	-	-	-	-	
Total number of students enrolled in the department													82		
Total number of female students enrolled in the department													22		
Total number of male students enrolled in the department													60		
Applied Science & Technology Electronics & Instrumentation Technology Electronics M.Sc. Master Of Science	1	Total	13	11	-	-	-	-	-	-	-	-	13	11	
		PWD (Out of Total)	-	-	-	-	-	-	-	-	-	-	-	-	
		Muslim Minority (Out of Total)	13	11	-	-	-	-	-	-	-	-	13	11	
		Other Minority (Out of Total)	-	-	-	-	-	-	-	-	-	-	-	-	
Applied Science & Technology Electronics & Instrumentation Technology Electronics M.Sc. Master Of Science	2	Total	21	3	-	-	-	-	-	-	-	-	21	3	
		PWD (Out of Total)	-	-	-	-	-	-	-	-	-	-	-	-	
		Muslim Minority (Out of Total)	21	3	-	-	-	-	-	-	-	-	21	3	
		Other Minority (Out of Total)	-	-	-	-	-	-	-	-	-	-	-	-	
Applied Science & Technology Electronics & Instrumentation Technology Ph.D. Doctor Of Philosophy		Total	5	8	-	-	-	-	-	-	-	-	5	8	
		PWD (Out of Total)	-	-	-	-	-	-	-	-	-	-	-	-	
		Muslim Minority (Out of Total)	5	8	-	-	-	-	-	-	-	-	5	8	
		Other Minority (Out of Total)	-	-	-	-	-	-	-	-	-	-	-	-	
Applied Science & Technology Electronics & Instrumentation Technology M. Tech. Master of Technology	1	Total	14	19	-	-	-	-	-	-	-	-	14	19	
		PWD (Out of Total)	-	-	-	-	-	-	-	-	-	-	-	-	
		Muslim Minority (Out of Total)	14	19	-	-	-	-	-	-	-	-	14	19	
		Other Minority (Out of Total)	-	-	-	-	-	-	-	-	-	-	-	-	
Applied Science & Technology Electronics & Instrumentation Technology M. Tech.	2	Total	17	13	-	-	-	-	-	-	-	-	17	13	
		PWD (Out of Total)	-	-	-	-	-	-	-	-	-	-	-	-	
		Muslim Minority (Out of Total)	17	13	-	-	-	-	-	-	-	-	17	13	
		Other Minority (Out of Total)	-	-	-	-	-	-	-	-	-	-	-	-	



School Department / Programme/ Master of Technology	Year	Category	Number of Total Students Enrolled												
			General		SC		ST		OBC		Self Finance		Total		
			M	F	M	F	M	F	M	F	M	F	M	F	
Total number of students enrolled in the department													124		
Total number of female students enrolled in the department													54		
Total number of male students enrolled in the department													70		
Applied Science & Technology Food Science & Technology Ph.D. Doctor Of Philosophy		Total	1	8	-	-	-	-	-	-	-	-	1	8	
		PWD (Out of Total)	-	-	-	-	-	-	-	-	-	-	-	-	-
		Muslim Minority (Out of Total)	1	8	-	-	-	-	-	-	-	-	-	1	8
		Other Minority (Out of Total)	-	-	-	-	-	-	-	-	-	-	-	-	-
Applied Science & Technology Food Science & Technology M.Sc. Master of Science	1	Total	3	9	-	-	-	1	2	10	-	-	5	20	
		PWD (Out of Total)	-	-	-	-	-	-	-	-	-	-	-	-	
		Muslim Minority (Out of Total)	3	9	-	-	-	1	2	10	-	-	5	20	
		Other Minority (Out of Total)	-	-	-	-	-	-	-	-	-	-	-	-	
Applied Science & Technology Food Science & Technology M.Sc. Master of Science	2	Total	1	15	-	-	-	-	1	7	-	-	2	22	
		PWD (Out of Total)	-	-	-	-	-	-	-	-	-	-	-	-	
		Muslim Minority (Out of Total)	1	15	-	-	-	-	1	7	-	-	2	22	
		Other Minority (Out of Total)	-	-	-	-	-	-	-	-	-	-	-	-	
Total number of students enrolled in the department													58		
Total number of female students enrolled in the department													50		
Total number of male students enrolled in the department													8		
Applied Science & Technology Home Science Dietetics & Clinical Nutrition M.Sc. Master of Science	1	Total	-	11	-	-	-	-	-	-	-	-	-	11	
		PWD (Out of Total)	-	-	-	-	-	-	-	-	-	-	-	-	
		Muslim Minority (Out of Total)	-	11	-	-	-	-	-	-	-	-	-	11	
		Other Minority (Out of Total)	-	-	-	-	-	-	-	-	-	-	-	-	
Applied Science & Technology Home Science Dietetics & Clinical Nutrition M.Sc. Master of Science	2	Total	-	7	-	-	-	-	-	-	-	-	-	7	
		PWD (Out of Total)	-	-	-	-	-	-	-	-	-	-	-	-	
		Muslim Minority (Out of Total)	-	7	-	-	-	-	-	-	-	-	-	7	
		Other Minority (Out of Total)	-	-	-	-	-	-	-	-	-	-	-	-	
Applied Science & Technology	1	Total	-	6	-	-	-	-	-	-	-	-	-	6	
		PWD (Out of Total)	-	-	-	-	-	-	-	-	-	-	-	-	



School Department / Programme/ Home Science Human Develop. M.Sc. Master of Science	Year	Category	Number of Total Students Enrolled													
			General		SC		ST		OBC		Self Finance		Total			
			M	F	M	F	M	F	M	F	M	F	M	F		
Home Science Human Develop. M.Sc. Master of Science	2	Muslim Minority (Out of Total)	-	6	-	-	-	-	-	-	-	-	-	-	6	
		Other Minority (Out of Total)	-	-	-	-	-	-	-	-	-	-	-	-	-	
Applied Science & Technology Home Science Human Develop. M.Sc. Master of Science	2	Total	-	-	-	-	-	-	-	-	-	-	-	-	-	
		PWD (Out of Total)	-	-	-	-	-	-	-	-	-	-	-	-	-	
		Muslim Minority (Out of Total)	-	-	-	-	-	-	-	-	-	-	-	-	-	
		Other Minority (Out of Total)	-	-	-	-	-	-	-	-	-	-	-	-	-	
Applied Science & Technology Home Science Ph.D. Doctor Of Philosophy	2	Total	-	40	-	-	-	-	-	-	-	-	-	-	40	
		PWD (Out of Total)	-	-	-	-	-	-	-	-	-	-	-	-	-	
		Muslim Minority (Out of Total)	-	40	-	-	-	-	-	-	-	-	-	-	-	40
		Other Minority (Out of Total)	-	-	-	-	-	-	-	-	-	-	-	-	-	
Applied Science & Technology Home Science Food Science & Nutrition M.Sc. Master of Science	1	Total	-	10	-	-	-	-	-	-	-	-	-	-	10	
		PWD (Out of Total)	-	-	-	-	-	-	-	-	-	-	-	-	-	
		Muslim Minority (Out of Total)	-	10	-	-	-	-	-	-	-	-	-	-	-	10
		Other Minority (Out of Total)	-	-	-	-	-	-	-	-	-	-	-	-	-	
Applied Science & Technology Home Science Food Science & Nutrition M.Sc. Master of Science	2	Total	-	16	-	-	-	-	-	-	-	-	-	-	16	
		PWD (Out of Total)	-	-	-	-	-	-	-	-	-	-	-	-	-	
		Muslim Minority (Out of Total)	-	16	-	-	-	-	-	-	-	-	-	-	-	16
		Other Minority (Out of Total)	-	-	-	-	-	-	-	-	-	-	-	-	-	
Applied Science & Technology Home Science Extension & Communication M.Sc. Master of Science	1	Total	-	13	-	-	-	-	-	-	-	-	-	-	13	
		PWD (Out of Total)	-	-	-	-	-	-	-	-	-	-	-	-	-	
		Muslim Minority (Out of Total)	-	13	-	-	-	-	-	-	-	-	-	-	-	13
		Other Minority (Out of Total)	-	-	-	-	-	-	-	-	-	-	-	-	-	
Applied Science & Technology Home Science Extension & Communication M.Sc. Master of Science	2	Total	-	2	-	-	-	-	-	-	-	-	-	-	2	
		PWD (Out of Total)	-	-	-	-	-	-	-	-	-	-	-	-	-	
		Muslim Minority (Out of Total)	-	2	-	-	-	-	-	-	-	-	-	-	-	2
		Other Minority (Out of Total)	-	-	-	-	-	-	-	-	-	-	-	-	-	
Total number of students enrolled in the department												105				
Total number of female students enrolled in the department												105				
Total number of male students enrolled in the department												0				
Applied Science & Technology		Total	17	20	-	-	-	-	-	-	-	-	-	17	20	
		PWD	-	-	-	-	-	-	-	-	-	-	-	-	-	



School Department / Programme/	Year	Category	Number of Total Students Enrolled											
			General		SC		ST		OBC		Self Finance		Total	
			M	F	M	F	M	F	M	F	M	F	M	F
Pharmaceutical Science Bio science Ph.D. Doctor Of Philosophy		(Out of Total)												
		Muslim Minority (Out of Total)	17	20	-	-	-	-	-	-	-	-	17	20
		Other Minority (Out of Total)	-	-	-	-	-	-	-	-	-	-	-	-
Applied Science & Technology Pharmaceutical Science Pharmacy M. Pharma Master of Pharmacy	1	Total	11	5	-	-	-	-	-	-	-	11	5	
		PWD (Out of Total)	-	-	-	-	-	-	-	-	-	-	-	
		Muslim Minority (Out of Total)	11	5	-	-	-	-	-	-	-	-	11	5
		Other Minority (Out of Total)	-	-	-	-	-	-	-	-	-	-	-	-
Applied Science & Technology Pharmaceutical Science Pharmacy M. Pharma Master of Pharmacy	2	Total	7	8	-	-	-	-	4	-	-	7	12	
		PWD (Out of Total)	-	1	-	-	-	-	-	-	-	-	1	
		Muslim Minority (Out of Total)	7	8	-	-	-	-	-	4	-	-	7	12
		Other Minority (Out of Total)	-	-	-	-	-	-	-	-	-	-	-	-
Applied Science & Technology Pharmaceutical Science Pharmacy B. Pharma Bachelor of Pharmacy	1	Total	11	7	-	-	1	-	11	5	-	33	12	
		PWD (Out of Total)	-	-	-	-	-	-	-	-	-	-	-	
		Muslim Minority (Out of Total)	11	7	-	-	1	-	11	5	-	33	12	
		Other Minority (Out of Total)	-	-	-	-	-	-	-	-	-	-	-	-
Applied Science & Technology Pharmaceutical Science Pharmacy B. Pharma Bachelor of Pharmacy	2	Total	10	9	-	-	3	1	8	4	-	21	14	
		PWD (Out of Total)	-	-	-	-	-	-	-	-	-	-	-	
		Muslim Minority (Out of Total)	10	9	-	-	3	1	8	4	-	21	14	
		Other Minority (Out of Total)	-	-	-	-	-	-	-	-	-	-	-	-
Applied Science & Technology Pharmaceutical Science Pharmacy B. Pharma Bachelor of Pharmacy	3	Total	10	9	-	-	3	1	8	4	-	21	14	
		PWD (Out of Total)	-	-	-	-	-	-	-	-	-	-	-	
		Muslim Minority (Out of Total)	10	9	-	-	3	1	8	4	-	21	14	
		Other Minority (Out of Total)	-	-	-	-	-	-	-	-	-	-	-	-
Total number of students enrolled in the department												187		
Total number of female students enrolled in the department												77		
Total number of male students enrolled in the department												110		
School of Arts, Languages & Literature Arabic		Total	21	3	-	-	-	-	-	-	-	21	3	
		PWD (Out of Total)	-	-	-	-	-	-	-	-	-	-	-	
		Muslim Minority	21	3	-	-	-	-	-	-	-	-	21	3



School Department / Programme/	Year	Category	Number of Total Students Enrolled											
			General		SC		ST		OBC		Self Finance		Total	
			M	F	M	F	M	F	M	F	M	F	M	F
Oriental Learning Ph.D. Doctor Of Philosophy		(Out of Total)												
		Other Minority (Out of Total)	-	-	-	-	-	-	-	-	-	-	-	-
School of Arts, Languages & Literature Arabic Oriental Learning M.A. Master of Arts	1	Total	22	41	-	-	-	1	3	8	-	-	25	50
		PWD (Out of Total)	-	-	-	-	-	-	-	-	-	-	-	-
		Muslim Minority (Out of Total)	22	41	-	-	-	1	3	8	-	-	25	50
		Other Minority (Out of Total)	-	-	-	-	-	-	-	-	-	-	-	-
School of Arts, Languages & Literature Arabic Oriental Learning M.A. Master of Arts	2	Total	34	24	-	-	-	-	3	2	-	-	37	26
		PWD (Out of Total)	-	-	-	-	-	-	-	-	-	-	-	-
		Muslim Minority (Out of Total)	34	24	-	-	-	-	3	2	-	-	37	26
		Other Minority (Out of Total)	-	-	-	-	-	-	-	-	-	-	-	-
Total number of students enrolled in the department													162	
Total number of female students enrolled in the department													79	
Total number of male students enrolled in the department													83	
School of Arts, Languages & Literature English M. A. Master of Arts	1	Total	16	60	-	-	-	1	-	-	-	-	16	61
		PWD (Out of Total)	-	-	-	-	-	-	-	-	-	-	-	-
		Muslim Minority (Out of Total)	16	60	-	-	-	1	-	-	-	-	16	61
		Other Minority (Out of Total)	-	-	-	-	-	-	-	-	-	-	-	-
School of Arts, Languages & Literature English M. A. Master of Arts	2	Total	25	28	-	-	-	-	-	-	-	-	25	28
		PWD (Out of Total)	-	-	-	-	-	-	-	-	-	-	-	-
		Muslim Minority (Out of Total)	25	28	-	-	-	-	-	-	-	-	25	28
		Other Minority (Out of Total)	-	-	-	-	-	-	-	-	-	-	-	-
School of Arts, Languages & Literature English Ph.D. Doctor Of Philosophy		Total	22	35	-	-	-	-	-	-	-	-	22	35
		PWD (Out of Total)	-	-	-	-	-	-	-	-	-	-	-	-
		Muslim Minority (Out of Total)	22	35	-	-	-	-	-	-	-	-	22	35
		Other Minority (Out of Total)	-	-	-	-	-	-	-	-	-	-	-	-
Total number of students enrolled in the department													187	
Total number of female students enrolled in the department													124	
Total number of male students enrolled in the department													63	
School of Arts, Languages & Literature Foreign Languages French Certificate	1	Total	2	1	-	-	-	-	-	-	-	-	2	1
		PWD (Out of Total)	-	-	-	-	-	-	-	-	-	-	-	-
		Muslim Minority (Out of Total)	2	1	-	-	-	-	-	-	-	-	2	1
		Other Minority (Out of Total)	-	-	-	-	-	-	-	-	-	-	-	-



School Department / Programme/ Certificate	Year	Category	Number of Total Students Enrolled												
			General		SC		ST		OBC		Self Finance		Total		
			M	F	M	F	M	F	M	F	M	F	M	F	
School of Arts, Languages & Literature Foreign Languages German Certificate Certificate	1	Total	7	1	-	-	-	-	-	-	-	-	7	1	
		PWD (Out of Total)	-	-	-	-	-	-	-	-	-	-	-	-	
		Muslim Minority (Out of Total)	7	1	-	-	-	-	-	-	-	-	-	7	1
		Other Minority (Out of Total)	-	-	-	-	-	-	-	-	-	-	-	-	-
School of Arts, Languages & Literature Foreign Languages Russian Certificate Certificate	1	Total	2	1	-	-	-	-	-	-	-	-	2	1	
		PWD (Out of Total)	-	-	-	-	-	-	-	-	-	-	-	-	
		Muslim Minority (Out of Total)	2	1	-	-	-	-	-	-	-	-	-	2	1
		Other Minority (Out of Total)	-	-	-	-	-	-	-	-	-	-	-	-	-
Total number of students enrolled in the department													14		
Total number of female students enrolled in the department													3		
Total number of male students enrolled in the department													11		
School of Arts, Languages & Literature Hindi Ph.D. Doctor Of Philosophy	1	Total	21	3	-	-	-	-	-	-	-	-	21	3	
		PWD (Out of Total)	-	-	-	-	-	-	-	-	-	-	-	-	
		Muslim Minority (Out of Total)	21	3	-	-	-	-	-	-	-	-	-	21	3
		Other Minority (Out of Total)	-	-	-	-	-	-	-	-	-	-	-	-	-
School of Arts, Languages & Literature Hindi PG Diploma Post Graduate Diploma	1	Total	3	11	-	-	-	-	-	-	-	-	3	11	
		PWD (Out of Total)	-	-	-	-	-	-	-	-	-	-	-	-	
		Muslim Minority (Out of Total)	3	11	-	-	-	-	-	-	-	-	-	3	11
		Other Minority (Out of Total)	-	-	-	-	-	-	-	-	-	-	-	-	-
School of Arts, Languages & Literature Hindi M. A. Master of Art	1	Total	1	12	-	-	-	-	-	1	-	-	1	13	
		PWD (Out of Total)	-	-	-	-	-	-	-	-	-	-	-	-	
		Muslim Minority (Out of Total)	-	-	-	-	-	-	-	-	-	-	-	-	-
		Other Minority (Out of Total)	1	12	-	-	-	-	-	1	-	-	-	1	13
School of Arts, Languages & Literature Hindi M. A. Master of Arts	2	Total	1	13	-	-	-	-	-	-	-	-	1	13	
		PWD (Out of Total)	-	-	-	-	-	-	-	-	-	-	-	-	
		Muslim Minority (Out of Total)	1	13	-	-	-	-	-	-	-	-	-	1	13
		Other Minority (Out of Total)	-	-	-	-	-	-	-	-	-	-	-	-	-
Total number of students enrolled in the department													66		
Total number of female students enrolled in the department													40		
Total number of male students enrolled in the department													26		
School of Arts, Languages & Literature	1	Total	2	1	-	-	-	-	-	-	-	-	2	1	
		PWD (Out of Total)	-	-	-	-	-	-	-	-	-	-	-	-	



School Department / Programme/ Iqbal Institute of Culture & Philosophy Cultural Studies Ph.D. Doctor Of Philosophy	Year	Category	Number of Total Students Enrolled												
			General		SC		ST		OBC		Self Finance		Total		
			M	F	M	F	M	F	M	F	M	F	M	F	
		Muslim Minority (Out of Total)	2	1	-	-	-	-	-	-	-	-	-	2	1
		Other Minority (Out of Total)	-	-	-	-	-	-	-	-	-	-	-	-	-
Total number of students enrolled in the department														3	
Total number of female students enrolled in the department														1	
Total number of male students enrolled in the department														2	
School of Arts, Languages & Literature Kashmiri Diploma- Diploma	1	Total	-	-	-	-	-	-	-	-	-	-	-	-	-
		PWD (Out of Total)	-	-	-	-	-	-	-	-	-	-	-	-	-
		Muslim Minority (Out of Total)	-	-	-	-	-	-	-	-	-	-	-	-	-
		Other Minority (Out of Total)	-	-	-	-	-	-	-	-	-	-	-	-	-
School of Arts, Languages & Literature Kashmiri M. A. Master of Arts	1	Total	-	-	-	-	-	-	-	-	-	-	-	-	
		PWD (Out of Total)	-	-	-	-	-	-	-	-	-	-	-	-	
		Muslim Minority (Out of Total)	-	-	-	-	-	-	-	-	-	-	-	-	
		Other Minority (Out of Total)	-	-	-	-	-	-	-	-	-	-	-	-	
School of Arts, Languages & Literature Kashmiri M. A. Master of Arts	2	Total	45	15	-	-	-	-	-	-	-	-	45	15	
		PWD (Out of Total)	-	-	-	-	-	-	-	-	-	-	-	-	
		Muslim Minority (Out of Total)	45	15	-	-	-	-	-	-	-	-	-	45	15
		Other Minority (Out of Total)	-	-	-	-	-	-	-	-	-	-	-	-	-
School of Arts, Languages & Literature Kashmiri Ph.D. Doctor Of Philosophy		Total	11	-	-	-	-	-	-	-	-	-	11	-	
		PWD (Out of Total)	-	-	-	-	-	-	-	-	-	-	-	-	
		Muslim Minority (Out of Total)	11	-	-	-	-	-	-	-	-	-	-	11	-
		Other Minority (Out of Total)	-	-	-	-	-	-	-	-	-	-	-	-	-
Total number of students enrolled in the department														71	
Total number of female students enrolled in the department														15	
Total number of male students enrolled in the department														56	
School of Arts, Languages & Literature Linguistics Ph.D. Doctor Of Philosophy		Total	5	5	-	-	-	-	-	-	-	-	5	5	
		PWD (Out of Total)	-	-	-	-	-	-	-	-	-	-	-	-	
		Muslim Minority (Out of Total)	5	5	-	-	-	-	-	-	-	-	-	5	5
		Other Minority (Out of Total)	-	-	-	-	-	-	-	-	-	-	-	-	-



School Department / Programme/	Year	Category	Number of Total Students Enrolled												
			General		SC		ST		OBC		Self Finance		Total		
			M	F	M	F	M	F	M	F	M	F	M	F	
School of Arts, Languages & Literature Linguistics M.A. Master Of Arts	1	Total	5	25	-	-	-	-	-	-	-	-	5	25	
		PWD(Out of Total)	-	-	-	-	-	-	-	-	-	-	-	-	
		Muslim Minority (Out of Total)	5	25	-	-	-	-	-	-	-	-	-	5	25
		Other Minority (Out of Total)	-	-	-	-	-	-	-	-	-	-	-	-	-
School of Arts, Languages & Literature Linguistics M.A. Master Of Arts	2	Total	14	21	-	-	-	-	-	-	-	-	14	21	
		PWD(Out of Total)	-	-	-	-	-	-	-	-	-	-	-	-	
		Muslim Minority (Out of Total)	14	21	-	-	-	-	-	-	-	-	-	14	21
		Other Minority (Out of Total)	-	-	-	-	-	-	-	-	-	-	-	-	-
Total number of students enrolled in the department													75		
Total number of female students enrolled in the department													51		
Total number of male students enrolled in the department													24		
School of Arts, Languages & Literature Persian Ph.D. Doctor Of Philosophy	1	Total	12	3	-	-	-	-	-	-	-	-	12	3	
		PWD (Out of Total)	-	-	-	-	-	-	-	-	-	-	-	-	
		Muslim Minority (Out of Total)	12	3	-	-	-	-	-	-	-	-	-	12	3
		Other Minority (Out of Total)	-	-	-	-	-	-	-	-	-	-	-	-	-
School of Arts, Languages & Literature Persian M.A. Master Of Arts	1	Total	7	30	-	-	-	-	3	8	-	-	10	38	
		PWD (Out of Total)	-	-	-	-	-	-	-	-	-	-	-	-	
		Muslim Minority (Out of Total)	7	30	-	-	-	-	3	8	-	-	-	10	38
		Other Minority (Out of Total)	-	-	-	-	-	-	-	-	-	-	-	-	-
School of Arts, Languages & Literature Persian M.A. Master Of Arts	2	Total	5	5	-	-	-	-	-	-	-	-	5	5	
		PWD (Out of Total)	-	-	-	-	-	-	-	-	-	-	-	-	
		Muslim Minority (Out of Total)	5	5	-	-	-	-	-	-	-	-	-	5	5
		Other Minority (Out of Total)	-	-	-	-	-	-	-	-	-	-	-	-	-
Total number of students enrolled in the department													73		
Total number of female students enrolled in the department													46		
Total number of male students enrolled in the department													27		
School of Arts, Languages & Literature Sanskrit Ph.D. Doctor Of Philosophy	1	Total	5	3	-	-	-	-	-	-	-	-	5	3	
		PWD(Out of Total)	-	-	-	-	-	-	-	-	-	-	-	-	
		Muslim Minority (Out of Total)	5	-	-	-	-	-	-	-	-	-	-	5	-
		Other Minority (Out of Total)	-	3	-	-	-	-	-	-	-	-	-	-	3
School of Arts, Languages & Literature Sanskrit M.A. Master Of Arts	1	Total	1	1	-	-	-	-	-	-	-	-	1	1	
		PWD (Out of Total)	-	-	-	-	-	-	-	-	-	-	-	-	
		Muslim Minority (Out of Total)	1	1	-	-	-	-	-	-	-	-	-	1	1
		Other Minority	-	-	-	-	-	-	-	-	-	-	-	-	-



School Department / Programme/	Year	Category	Number of Total Students Enrolled														
			General		SC		ST		OBC		Self Finance		Total				
			M	F	M	F	M	F	M	F	M	F	M	F			
		(Out of Total)															
School of Arts, Languages & Literature Sanskrit M.A. Master Of Arts	2	Total	-	-	-	-	-	-	-	-	-	-	-	-	-	-	
		PWD(Out of Total)	-	-	-	-	-	-	-	-	-	-	-	-	-	-	-
		Muslim Minority (Out of Total)	-	-	-	-	-	-	-	-	-	-	-	-	-	-	-
		Other Minority (Out of Total)	-	-	-	-	-	-	-	-	-	-	-	-	-	-	-
Total number of students enrolled in the department															10		
Total number of female students enrolled in the department															4		
Total number of male students enrolled in the department															6		
School of Arts, Languages & Literature Urdu Ph.D. Doctor Of Philosoph		Total	10	4	-	-	-	-	-	-	-	-	-	10	4		
		PWD(Out of Total)	-	-	-	-	-	-	-	-	-	-	-	-	-	-	
		Muslim Minority (Out of Total)	10	4	-	-	-	-	-	-	-	-	-	-	10	4	
		Other Minority (Out of Total)	-	-	-	-	-	-	-	-	-	-	-	-	-	-	-
School of Arts, Languages & Literature Urdu M.A. Master Of Arts	1	Total	14	40	-	-	1	1	5	24	-	-	20	65			
		PWD (Out of Total)	-	-	-	-	-	-	-	-	-	-	-	-	-		
		Muslim Minority (Out of Total)	14	40	-	-	1	1	5	24	-	-	20	65			
		Other Minority (Out of Total)	-	-	-	-	-	-	-	-	-	-	-	-	-		
School of Arts, Languages & Literature Urdu M.A. Master Of Arts	2	Total	23	45	-	-	-	1	3	12	-	-	26	58			
		PWD(Out of Total)	-	-	-	-	-	-	-	-	-	-	-	-	-		
		Muslim Minority (Out of Total)	23	45	-	-	-	1	3	12	-	-	26	58			
		Other Minority (Out of Total)	-	-	-	-	-	-	-	-	-	-	-	-	-		
School of Arts, Languages & Literature Urdu P.G. Diploma	1	Total	-	-	-	-	-	-	-	-	-	-	-	-			
		PWD (Out of Total)	-	-	-	-	-	-	-	-	-	-	-	-	-		
		Muslim Minority (Out of Total)	-	-	-	-	-	-	-	-	-	-	-	-	-		
		Other Minority (Out of Total)	-	-	-	-	-	-	-	-	-	-	-	-	-		
Total number of students enrolled in the department															183		
Total number of female students enrolled in the department															127		
Total number of male students enrolled in the department															56		
Biological Science Bio- Chemistry M.Sc. Master Of Science	1	Total	6	22	-	-	-	-	3	4	-	-	9	26			
		PWD(Out of Total)	-	-	-	-	-	-	-	-	-	-	-	-	-		
		Muslim Minority (Out of Total)	6	22	-	-	-	-	3	4	-	-	9	26			
		Other Minority (Out of Total)	-	-	-	-	-	-	-	-	-	-	-	-	-		
Biological Science Bio- Chemistry M.Sc. Master Of Science	2	Total	9	18	-	-	1	-	1	5	-	-	11	23			
		PWD (Out of Total)	-	-	-	-	-	-	-	-	-	-	-	-	-		
		Muslim Minority (Out of Total)	9	18	-	-	1	-	1	5	-	-	11	23			
		Other Minority (Out of Total)	-	-	-	-	-	-	-	-	-	-	-	-	-		



School Department / Programme/	Year	Category	Number of Total Students Enrolled											
			General		SC		ST		OBC		Self Finance		Total	
			M	F	M	F	M	F	M	F	M	F	M	F
Biological Science Bio- Chemistry Ph.D. Doctor Of Philosophy		Total	40	23	-	-	-	-	-	-	-	-	40	23
		PWD (Out of Total)	-	-	-	-	-	-	-	-	-	-	0	0
		Muslim Minority (Out of Total)	40	23	-	-	-	-	-	-	-	-	40	23
		Other Minority (Out of Total)	-	-	-	-	-	-	-	-	-	-	-	-
Total number of students enrolled in the department													132	
Total number of female students enrolled in the department													72	
Total number of male students enrolled in the department													60	
Biological Science Bio- Resources M.Sc. Master Of Science	1	Total	3	10	-	-	-	1	2	4	-	-	5	15
		PWD (Out of Total)	-	-	-	-	-	-	-	-	-	-	-	-
		Muslim Minority (Out of Total)	3	10	-	-	-	1	2	4	-	-	5	15
		Other Minority (Out of Total)	-	-	-	-	-	-	-	-	-	-	-	-
Biological Science Bio- Resources M.Sc. Master Of Science	2	Total	2	10	-	-	-	1	2	4	-	-	4	15
		PWD (Out of Total)	-	-	-	-	-	-	-	-	-	-	-	-
		Muslim Minority (Out of Total)	2	10	-	-	-	1	2	4	-	-	4	15
		Other Minority (Out of Total)	-	-	-	-	-	-	-	-	-	-	-	-
Biological Science Bio- Resources Ph.D. Doctor Of Philosophy		Total	3	-	-	-	-	-	-	-	-	-	3	-
		PWD (Out of Total)	-	-	-	-	-	-	-	-	-	-	-	-
		Muslim Minority (Out of Total)	3	-	-	-	-	-	-	-	-	-	3	-
		Other Minority (Out of Total)	-	-	-	-	-	-	-	-	-	-	-	-
Total number of students enrolled in the department													42	
Total number of female students enrolled in the department													30	
Total number of male students enrolled in the department													12	
Biological Science Bio- Technology M.Sc. Master Of Science	1	Total	5	7	-	-	-	-	1	1	-	-	6	8
		PWD (Out of Total)	-	-	-	-	-	-	-	-	-	-	-	-
		Muslim Minority (Out of Total)	5	7	-	-	-	-	1	1	-	-	6	8
		Other Minority (Out of Total)	-	-	-	-	-	-	-	-	-	-	-	-
Biological Science Bio- Technology M.Sc. Master Of Science	2	Total	3	10	-	-	-	-	2	5	-	-	5	15
		PWD (Out of Total)	-	-	-	-	-	-	-	-	-	-	-	-
		Muslim Minority (Out of Total)	3	10	-	-	-	-	2	5	-	-	5	15
		Other Minority (Out of Total)	-	-	-	-	-	-	-	-	-	-	-	-
Biological Science Bio- Technology Ph.D. Doctor	2	Total	6	4	-	-	-	-	-	-	-	-	6	4
		PWD (Out of Total)	-	-	-	-	-	-	-	-	-	-	-	-
		Muslim Minority (Out of Total)	6	4	-	-	-	-	-	-	-	-	6	4



School Department / Programme/ of Philosophy	Year	Category	Number of Total Students Enrolled											
			General		SC		ST		OBC		Self Finance		Total	
			M	F	M	F	M	F	M	F	M	F	M	F
		Other Minority (Out of Total)	-	-	-	-	-	-	-	-	-	-	-	-
Total number of students enrolled in the department													44	
Total number of female students enrolled in the department													27	
Total number of male students enrolled in the department													17	
Biological Science Botany M.Sc. Master Of Science	1	Total	22	25	-	-	-	1	3	7	-	-	25	33
		PWD (Out of Total)	-	-	-	-	-	-	-	-	-	-	-	-
		Muslim Minority (Out of Total)	22	25	-	-	-	1	3	7	-	-	25	33
		Other Minority (Out of Total)	-	-	-	-	-	-	-	-	-	-	-	-
Biological Science Botany M.Sc. Master Of Science	2	Total	13	43	-	-	-	1	-	-	-	-	13	44
		PWD (Out of Total)	-	-	-	-	-	-	-	-	-	-	-	-
		Muslim Minority (Out of Total)	13	43	-	-	-	1	-	-	-	-	13	44
		Other Minority (Out of Total)	-	-	-	-	-	-	-	-	-	-	-	-
Biological Science Botany Ph.D. Doctor Of Philosophy		Total	76	61	-	-	-	-	-	-	-	-	76	61
		PWD (Out of Total)	-	-	-	-	-	-	-	-	-	-	-	-
		Muslim Minority (Out of Total)	75	60	-	-	-	-	-	-	-	-	75	60
		Other Minority (Out of Total)	1	1	-	-	-	-	-	-	-	-	1	1
Total number of students enrolled in the department													252	
Total number of female students enrolled in the department													138	
Total number of male students enrolled in the department													114	
Biological Science Clinical Biochemistry Ph.D. Doctor Of Philosophy		Total	4	-	-	-	-	-	-	-	-	-	4	-
		PWD (Out of Total)	-	-	-	-	-	-	-	-	-	-	-	-
		Muslim Minority (Out of Total)	4	-	-	-	-	-	-	-	-	-	4	-
		Other Minority (Out of Total)	-	-	-	-	-	-	-	-	-	-	-	-
Biological Science Clinical Biochemistry M.Sc. Master of Science	1	Total	12	16	-	-	-	1	2	3	-	-	14	20
		PWD (Out of Total)	-	-	-	-	-	-	-	-	-	-	-	-
		Muslim Minority (Out of Total)	12	16	-	-	-	1	2	3	-	-	14	20
		Other Minority (Out of Total)	-	-	-	-	-	-	-	-	-	-	-	-
Biological Science Clinical Biochemistry M.Sc. Master of Science	2	Total	9	20	-	-	-	-	2	2	-	-	11	22
		PWD (Out of Total)	-	-	-	-	-	-	-	-	-	-	-	-
		Muslim Minority (Out of Total)	9	20	-	-	-	-	2	2	-	-	11	22
		Other Minority (Out of Total)	-	-	-	-	-	-	-	-	-	-	-	-



School Department / Programme/	Year	Category	Number of Total Students Enrolled											
			General		SC		ST		OBC		Self Finance		Total	
			M	F	M	F	M	F	M	F	M	F	M	F
Total number of students enrolled in the department													71	
Total number of female students enrolled in the department													42	
Total number of male students enrolled in the department													29	
Biological Science Centre of Research for Development M.Sc. Master of Science	1	Total	3	5	-	-	-	1	2	3	-	-	5	9
		PWD (Out of Total)	-	-	-	-	-	-	-	-	-	-	-	-
		Muslim Minority (Out of Total)	3	5	-	-	-	1	2	3	-	-	5	9
		Other Minority (Out of Total)	-	-	-	-	-	-	-	-	-	-	-	-
Biological Science Centre of Research for Development M.Sc. Master of Science	2	Total	5	6	-	-	-	2	-	-	-	-	5	8
		PWD (Out of Total)	-	-	-	-	-	-	-	-	-	-	-	-
		Muslim Minority (Out of Total)	5	6	-	-	-	2	-	-	-	-	5	8
		Other Minority (Out of Total)	-	-	-	-	-	-	-	-	-	-	-	-
Biological Science Centre of Research for Development Ph.D. Doctor Of Philosophy		Total	21	21	-	-	-	-	-	-	-	-	21	21
		PWD (Out of Total)	-	-	-	-	-	-	-	-	-	-	-	-
		Muslim Minority (Out of Total)	21	21	-	-	-	-	-	-	-	-	21	21
		Other Minority (Out of Total)	-	-	-	-	-	-	-	-	-	-	-	-
Total number of students enrolled in the department													69	
Total number of female students enrolled in the department													38	
Total number of male students enrolled in the department													31	
Biological Science Nano Technology M.Sc. Master of Science	1	Total	6	6	-	-	-	-	-	-	-	-	6	6
		PWD (Out of Total)	-	-	-	-	-	-	-	-	-	-	-	-
		Muslim Minority (Out of Total)	6	6	-	-	-	-	-	-	-	-	6	6
		Other Minority (Out of Total)	-	-	-	-	-	-	-	-	-	-	-	-
Biological Science Nano Technology M.Sc. Master of Science	2	Total	5	5	-	-	-	-	1	1	-	-	6	6
		PWD (Out of Total)	-	-	-	-	-	-	-	-	-	-	-	-
		Muslim Minority (Out of Total)	5	5	-	-	-	-	1	1	-	-	6	6
		Other Minority (Out of Total)	-	-	-	-	-	-	-	-	-	-	-	-
Total number of students enrolled in the department													24	
Total number of female students enrolled in the department													12	
Total number of male students enrolled in the department													12	
Biological Science Zoology M.Sc. Master of	1	Total	20	25	-	-	-	1	4	8	-	-	24	34
		PWD (Out of Total)	-	-	-	-	-	-	-	-	-	-	-	-
		Muslim Minority (Out of Total)	20	25	-	-	-	1	4	8	-	-	24	34
		Other Minority (Out of Total)	-	-	-	-	-	-	-	-	-	-	-	-



School Department / Programme/	Year	Category	Number of Total Students Enrolled											
			General		SC		ST		OBC		Self Finance		Total	
			M	F	M	F	M	F	M	F	M	F	M	F
Science														
Biological Science Zoology M.Sc. Master of Science	2	Total	22	23	-	-	2	1	6	5	-	-	30	29
		PWD (Out of Total)	-	-	-	-	-	-	-	-	-	-	-	-
		Muslim Minority (Out of Total)	22	23	-	-	2	1	6	5	-	-	30	29
		Other Minority (Out of Total)	-	-	-	-	-	-	-	-	-	-	-	-
Biological Science Zoology Ph.D. Doctor Of Philosophy		Total	60	48	-	-	-	-	-	-	-	-	60	48
		PWD (Out of Total)	-	-	-	-	-	-	-	-	-	-	-	-
		Muslim Minority (Out of Total)	60	48	-	-	-	-	-	-	-	-	60	48
		Other Minority (Out of Total)	-	-	-	-	-	-	-	-	-	-	-	-
Total number of students enrolled in the department													225	
Total number of female students enrolled in the department													111	
Total number of male students enrolled in the department													114	
Commerce & Management Commerce M.Sc. Master of Commerce	1	Total	52	18	-	-	2	-	11	2	-	-	65	20
		PWD (Out of Total)	-	-	-	-	-	-	-	-	-	-	-	-
		Muslim Minority (Out of Total)	52	13	-	-	2	-	11	2	-	-	65	20
		Other Minority (Out of Total)	-	-	-	-	-	-	-	-	-	-	-	-
Commerce & Management Commerce M.Sc. Master of Commerce	2	Total	54	16	-	-	2	-	10	2	-	-	66	18
		PWD (Out of Total)	-	-	-	-	-	-	-	-	-	-	-	-
		Muslim Minority (Out of Total)	54	16	-	-	2	-	10	2	-	-	66	18
		Other Minority (Out of Total)	-	-	-	-	-	-	-	-	-	-	-	-
Commerce & Management Commerce Ph.D. Doctor of Philosophy		Total	10	5	-	-	-	-	-	-	-	-	10	5
		PWD (Out of Total)	-	-	-	-	-	-	-	-	-	-	-	-
		Muslim Minority (Out of Total)	10	5	-	-	-	-	-	-	-	-	10	5
		Other Minority (Out of Total)	-	-	-	-	-	-	-	-	-	-	-	-
Total number of students enrolled in the department													184	
Total number of female students enrolled in the department													43	
Total number of male students enrolled in the department													141	
Commerce & Management Economics M.Sc. Master of Commerce	1	Total	39	29	-	-	2	-	8	6	-	-	49	35
		PWD (Out of Total)	-	-	-	-	-	-	-	-	-	-	-	-
		Muslim Minority (Out of Total)	39	29	-	-	2	-	8	6	-	-	49	35
		Other Minority (Out of Total)	-	-	-	-	-	-	-	-	-	-	-	-



School Department / Programme/	Year	Category	Number of Total Students Enrolled											
			General		SC		ST		OBC		Self Finance		Total	
			M	F	M	F	M	F	M	F	M	F	M	F
Commerce & Management Economics M.Sc. Master of Commerce	2	Total	27	40	-	-	1	1	8	8	-	-	36	49
		PWD (Out of Total)	-	-	-	-	-	-	-	-	-	-	-	-
		Muslim Minority (Out of Total)	27	40	-	-	1	1	8	8	-	-	36	49
		Other Minority (Out of Total)	-	-	-	-	-	-	-	-	-	-	-	-
Commerce & Management Economics Ph.D. Doctor of Philosophy		Total	7	5	-	-	-	-	-	-	-	-	7	5
		PWD (Out of Total)	-	-	-	-	-	-	-	-	-	-	-	-
		Muslim Minority (Out of Total)	7	5	-	-	-	-	-	-	-	-	7	5
		Other Minority (Out of Total)	-	-	-	-	-	-	-	-	-	-	-	-
Total number of students enrolled in the department													181	
Total number of female students enrolled in the department													89	
Total number of male students enrolled in the department													92	
Commerce & Management Management Studies Master of Tourism & Hospitality Management MBA – Master of Business Administration	1	Total	18	16	-	-	-	-	-	-	-	-	18	16
		PWD (Out of Total)	-	-	-	-	-	-	-	-	-	-	-	-
		Muslim Minority (Out of Total)	18	16	-	-	-	-	-	-	-	-	18	16
		Other Minority (Out of Total)	-	-	-	-	-	-	-	-	-	-	-	-
Commerce & Management Management Studies Master of Tourism & Hospitality Management MBA – Master of Business Administration	2	Total	18	12	-	-	1	-	4	2	-	-	23	14
		PWD (Out of Total)	-	-	-	-	-	-	-	-	-	-	-	-
		Muslim Minority (Out of Total)	18	12	-	-	1	-	4	2	-	-	23	14
		Other Minority (Out of Total)	-	-	-	-	-	-	-	-	-	-	-	-
Commerce & Management Management Studies Master of Business Administration MBA – Master of Business Administration	1	Total	32	14	-	-	-	-	8	3	-	-	40	17
		PWD (Out of Total)	-	-	-	-	-	-	-	-	-	-	-	-
		Muslim Minority (Out of Total)	32	14	-	-	-	-	8	3	-	-	40	17
		Other Minority (Out of Total)	-	-	-	-	-	-	-	-	-	-	-	-
Commerce & Management	2	Total	38	11	-	-	1	-	7	2	-	-	46	13
		PWD (Out of Total)	-	-	-	-	-	-	-	-	-	-	-	-



School Department / Programme/	Year	Category	Number of Total Students Enrolled											
			General		SC		ST		OBC		Self Finance		Total	
			M	F	M	F	M	F	M	F	M	F	M	F
Management Studies Master of Business Administration MBA – Master of Business Administration		Muslim Minority (Out of Total)	38	11	–	–	1	–	7	2	–	–	46	13
		Other Minority (Out of Total)	–	–	–	–	–	–	–	–	–	–	–	–
Commerce & Management Management Studies Master of Integrated Business Administration IMBA MBA – Master of Business Administration	1	Total	35	18	–	–	1	–	5	1	–	–	41	19
		PWD (Out of Total)	1	–	–	–	–	–	–	–	–	–	1	–
		Muslim Minority (Out of Total)	35	18	–	–	1	–	5	1	–	–	41	19
		Other Minority (Out of Total)	–	–	–	–	–	–	–	–	–	–	–	–
Commerce & Management Management Studies Master of Integrated Business Administration IMBA MBA – Master of Business Administration	2	Total	28	22	–	–	1	–	6	2	–	–	35	24
		PWD (Out of Total)	1	–	–	–	–	–	–	–	–	–	1	–
		Muslim Minority (Out of Total)	28	22	–	–	1	–	6	2	–	–	35	24
		Other Minority (Out of Total)	–	–	–	–	–	–	–	–	–	–	–	–
Commerce & Management Management Studies Master of Integrated Business Administration IMBA MBA – Master of Business Administration	3	Total	28	22	–	–	–	–	3	1	–	–	31	23
		PWD (Out of Total)	–	–	–	–	–	–	–	–	–	–	–	–
		Muslim Minority (Out of Total)	28	22	–	–	–	–	3	1	–	–	31	23
		Other Minority (Out of Total)	–	–	–	–	–	–	–	–	–	–	–	–
Commerce & Management Management Studies Master of Integrated	4	Total	28	16	–	–	1	–	7	4	–	–	36	20
		PWD (Out of Total)	–	–	–	–	–	–	–	–	–	–	–	–
		Muslim Minority (Out of Total)	28	16	–	–	1	–	7	4	–	–	36	20
		Other Minority (Out of Total)	–	–	–	–	–	–	–	–	–	–	–	–



School Department / Programme/	Year	Category	Number of Total Students Enrolled											
			General		SC		ST		OBC		Self Finance		Total	
			M	F	M	F	M	F	M	F	M	F	M	F
Business Administration IMBA MBA – Master of Business Administration														
Commerce & Management Management Studies Master of Integrated Business Administration IMBA MBA – Master of Business Administration	5	Total	26	22	-	-	-	1	5	6	-	-	31	29
		PWD (Out of Total)	-	-	-	-	-	-	-	-	-	-	-	-
		Muslim Minority (Out of Total)	26	22	-	-	-	1	5	6	-	-	31	29
		Other Minority (Out of Total)	-	-	-	-	-	-	-	-	-	-	-	-
Commerce & Management Management Studies Ph. D Doctor of Philosophy Master of Business Administration		Total	35	59	-	-	-	-	-	-	-	-	35	59
		PWD (Out of Total)	-	-	-	-	-	-	-	-	-	-	-	-
		Muslim Minority (Out of Total)	34	59	-	-	-	-	-	-	-	-	34	59
		Other Minority (Out of Total)	1	-	-	-	-	-	-	-	-	-	1	-
Commerce & Management MFM Master of Financial Management Master of Finance & Control	1	Total	17	6	-	-	1	-	5	2	-	-	23	8
		PWD (Out of Total)	-	-	-	-	-	-	-	-	-	-	-	-
		Muslim Minority (Out of Total)	17	6	-	-	1	-	5	2	-	-	23	8
		Other Minority (Out of Total)	-	-	-	-	-	-	-	-	-	-	-	-
Commerce & Management MFM Master of Financial Management Master of Finance & Control	2	Total	19	9	-	-	-	-	5	1	-	-	24	10
		PWD (Out of Total)	-	-	-	-	-	-	-	-	-	-	-	-
		Muslim Minority (Out of Total)	19	9	-	-	-	-	5	1	-	-	24	10
		Other Minority (Out of Total)	-	-	-	-	-	-	-	-	-	-	-	-
Total number of students enrolled in the department													635	
Total number of female students enrolled in the department													252	
Total number of male students enrolled in the department													383	
Earth & Environmental Science	1	Total	18	4	-	-	-	1	3	1	-	-	21	6
		PWD (Out of Total)	-	-	-	-	-	-	-	-	-	-	-	-
		Muslim Minority	18	4	-	-	-	1	3	1	-	-	21	6



School Department / Programme/	Year	Category	Number of Total Students Enrolled											
			General		SC		ST		OBC		Self Finance		Total	
			M	F	M	F	M	F	M	F	M	F	M	F
Earth Science Applied Geology Science Geology M.Sc. Masters Of Science		(Out of Total)												
		Other Minority (Out of Total)	-	-	-	-	-	-	-	-	-	-	-	-
Earth & Environmental Science Earth Science Applied Geology Science Geology M.Sc. Masters Of Science	2	Total	13	4	-	-	-	-	2	7	-	-	15	11
		PWD (Out of Total)	-	-	-	-	-	-	-	-	-	-	-	-
		Muslim Minority (Out of Total)	13	4	-	-	-	-	2	7	-	-	15	11
		Other Minority (Out of Total)	-	-	-	-	-	-	-	-	-	-	-	-
Earth & Environmental Science Earth Science Geo informatics Other Science M.Sc. Masters Of Science	1	Total	8	6	-	-	-	1	-	-	-	-	8	7
		PWD (Out of Total)	-	-	-	-	-	-	-	-	-	-	-	-
		Muslim Minority (Out of Total)	8	6	-	-	-	1	-	-	-	-	8	7
		Other Minority (Out of Total)	-	-	-	-	-	-	-	-	-	-	-	-
Earth & Environmental Science Earth Science Geo informatics Other Science M.Sc. Masters Of Science	2	Total	9	4	-	-	1	1	-	-	-	-	10	5
		PWD (Out of Total)	-	-	-	-	-	-	-	-	-	-	-	-
		Muslim Minority (Out of Total)	9	4	-	-	1	1	-	-	-	-	10	5
		Other Minority (Out of Total)	-	-	-	-	-	-	-	-	-	-	-	-
Earth & Environmental Science Earth Science Geo informatics Other Science Ph.D. Doctor Of Philosophy		Total	6	-	-	-	-	-	-	-	-	-	6	-
		PWD (Out of Total)	-	-	-	-	-	-	-	-	-	-	-	-
		Muslim Minority (Out of Total)	6	-	-	-	-	-	-	-	-	-	6	-
		Other Minority (Out of Total)	-	-	-	-	-	-	-	-	-	-	-	-
Earth & Environmental Science Earth Science Applied Geology Geology Ph.D. Doctor		Total	18	4	-	-	-	1	3	1	-	-	21	6
		PWD (Out of Total)	-	-	-	-	-	-	-	-	-	-	-	-
		Muslim Minority (Out of Total)	18	4	-	-	-	1	3	1	-	-	21	6
		Other Minority (Out of Total)	-	-	-	-	-	-	-	-	-	-	-	-



School Department / Programme/ Of Philosophy	Year	Category	Number of Total Students Enrolled											
			General		SC		ST		OBC		Self Finance		Total	
			M	F	M	F	M	F	M	F	M	F	M	F
Total number of students enrolled in the department												116		
Total number of female students enrolled in the department												35		
Total number of male students enrolled in the department												81		
Earth & Environmental Science Environmental Science Ph.D. Doctor Of Philosophy		Total	-	-	-	-	-	-	-	-	-	-	-	
		PWD (Out of Total)	-	-	-	-	-	-	-	-	-	-	-	
		Muslim Minority (Out of Total)	-	-	-	-	-	-	-	-	-	-	-	
		Other Minority (Out of Total)	-	-	-	-	-	-	-	-	-	-	-	
Earth & Environmental Science Environmental Science M.Sc. Master Of Science	1	Total	10	10	-	-	-	1	2	4	-	-	12	15
		PWD (Out of Total)	-	-	-	-	-	-	-	-	-	-	-	
		Muslim Minority (Out of Total)	10	10	-	-	-	1	2	4	-	-	12	15
		Other Minority (Out of Total)	-	-	-	-	-	-	-	-	-	-	-	
Earth & Environmental Science Environmental Science M.Sc. Master Of Science	2	Total	13	7	-	-	-	1	2	4	-	-	15	12
		PWD (Out of Total)	-	-	-	-	-	-	-	-	-	-	-	
		Muslim Minority (Out of Total)	13	7	-	-	-	1	2	4	-	-	15	12
		Other Minority (Out of Total)	-	-	-	-	-	-	-	-	-	-	-	
Total number of students enrolled in the department												54		
Total number of female students enrolled in the department												27		
Total number of male students enrolled in the department												27		
Earth & Environmental Science Geography & Regional Development Disaster Management M.Sc. Master of Science	1	Total	9	4	-	-	-	-	2	1	-	-	11	5
		PWD (Out of Total)	-	-	-	-	-	-	-	-	-	-	-	
		Muslim Minority (Out of Total)	9	4	-	-	-	-	2	1	-	-	11	5
		Other Minority (Out of Total)	-	-	-	-	-	-	-	-	-	-	-	
Earth & Environmental Science Geography & Regional Development Disaster Management M.Sc. Master of Science	2	Total	7	7	-	-	1	-	-	-	-	-	8	7
		PWD (Out of Total)	-	-	-	-	-	-	-	-	-	-	-	
		Muslim Minority (Out of Total)	7	7	-	-	1	-	-	-	-	-	8	7
		Other Minority (Out of Total)	-	-	-	-	-	-	-	-	-	-	-	
Earth & Environmental Science Geography & Regional Development M.Sc. Master of Science	1	Total	20	20	-	-	-	-	-	-	-	-	20	20
		PWD (Out of Total)	-	-	-	-	-	-	-	-	-	-	-	
		Muslim Minority (Out of Total)	20	20	-	-	-	-	-	-	-	-	20	20
		Other Minority (Out of Total)	-	-	-	-	-	-	-	-	-	-	-	
Earth & Environmental	2	Total	15	15	-	-	-	-	5	5	-	-	20	20



School Department / Programme/ Science	Year	Category	Number of Total Students Enrolled											
			General		SC		ST		OBC		Self Finance		Total	
			M	F	M	F	M	F	M	F	M	F	M	F
Geography & Regional Development M.Sc. Master of Science		PWD (Out of Total)	-	-	-	-	-	-	-	-	-	-	-	-
		Muslim Minority (Out of Total)	15	15	-	-	-	-	5	5	-	-	20	20
		Other Minority (Out of Total)	-	-	-	-	-	-	-	-	-	-	-	-
Earth & Environmental Science Geography & Regional Development Ph.D. Doctor of Philosophy	1	Total	30	15	-	-	-	-	-	-	-	-	30	15
		PWD (Out of Total)	-	-	-	-	-	-	-	-	-	-	-	-
		Muslim Minority (Out of Total)	30	15	-	-	-	-	-	-	-	-	30	15
		Other Minority(Out of Total)	-	-	-	-	-	-	-	-	-	-	-	-
Total number of students enrolled in the department													156	
Total number of female students enrolled in the department													67	
Total number of male students enrolled in the department													89	
Education & Behavioural Science EDUCATION B.Ed. Bachelor Of Education Self Financing	1	Total	9	65	-	-	-	2	4	10	-	-	13	77
		PWD (Out of Total)	-	-	-	-	-	-	-	-	-	-	-	-
		Muslim Minority (Out of Total)	9	65	-	-	-	2	4	10	-	-	13	77
		Other Minority (Out of Total)	-	-	-	-	-	-	-	-	-	-	-	-
Education & Behavioural Science EDUCATION B.Ed. Bachelor Of Education Self Financing	2	Total	7	78	-	1	-	2	2	23	-	-	9	104
		PWD (Out of Total)	-	1	-	-	-	-	-	-	-	-	-	1
		Muslim Minority (Out of Total)	7	78	-	1	-	2	2	23	-	-	9	104
		Other Minority (Out of Total)	-	-	-	-	-	-	-	-	-	-	-	-
Education & Behavioural Science EDUCATION M.A. Master of Arts	1	Total	16	39	-	-	1	1	3	8	-	-	20	48
		PWD (Out of Total)	-	-	-	-	-	-	-	-	-	-	-	-
		Muslim Minority (Out of Total)	16	39	-	-	1	1	3	8	-	-	20	48
		Other Minority (Out of Total)	-	-	-	-	-	-	-	-	-	-	-	-
Education & Behavioural Science EDUCATION M.A. Master Of Arts	2	Total	16	39	-	-	-	1	4	8	-	-	20	48
		PWD (Out of Total)	-	-	-	-	-	-	-	-	-	-	-	-
		Muslim Minority (Out of Total)	16	39	-	-	-	1	4	8	-	-	20	48
		Other Minority (Out of Total)	-	-	-	-	-	-	-	-	-	-	-	-
Education & Behavioural Science EDUCATION Ph.D. Doctor		Total	29	49	-	-	-	-	-	-	-	-	29	49
		PWD (Out of Total)	-	-	-	-	-	-	-	-	-	-	-	-
		Muslim Minority (Out of Total)	29	49	-	-	-	-	-	-	-	-	29	49
		Other Minority	-	-	-	-	-	-	-	-	-	-	-	-



School Department / Programme/	Year	Category	Number of Total Students Enrolled											
			General		SC		ST		OBC		Self Finance		Total	
			M	F	M	F	M	F	M	F	M	F	M	F
Of Philosophy		(Out of Total)												
Education & Behavioural Science EDUCATION M.Ed. Master of Education	1	Total	5	49	-	-	-	-	1	3	-	-	6	52
		PWD (Out of Total)	-	-	-	-	-	-	-	-	-	-	-	-
		Muslim Minority (Out of Total)	5	49	-	-	-	-	1	3	-	-	6	52
		Other Minority (Out of Total)	-	-	-	-	-	-	-	-	-	-	-	-
Education & Behavioural Science EDUCATION M.Ed. Master Of Education	2	Total	5	52	-	-	-	1	-	-	-	-	5	53
		PWD (Out of Total)	-	-	-	-	-	-	-	-	-	-	-	-
		Muslim Minority (Out of Total)	5	52	-	-	-	1	-	-	-	-	5	53
		Other Minority (Out of Total)	-	-	-	-	-	-	-	-	-	-	-	-
Total number of students enrolled in the department													533	
Total number of female students enrolled in the department													431	
Total number of male students enrolled in the department													102	
Education & Behavioural Science PHYSICALEDUCATION & SPORTS M.P.Ed. Master Of Physical Education	1	Total	17	3	-	-	-	-	6	-	-	-	23	3
		PWD (Out of Total)	-	-	-	-	-	-	-	-	-	-	-	-
		Muslim Minority (Out of Total)	16	2	-	-	-	-	5	-	-	-	21	2
		Other Minority (Out of Total)	1	1	-	-	-	-	1	-	-	-	2	1
Education & Behavioural Science PHYSICALEDUCATION & SPORTS M.P.Ed. Master Of Physical Education	2	Total	3	3	-	-	-	-	-	-	-	-	3	3
		PWD (Out of Total)	-	-	-	-	-	-	-	-	-	-	-	-
		Muslim Minority (Out of Total)	3	3	-	-	-	-	-	-	-	-	3	3
		Other Minority (Out of Total)	-	-	-	-	-	-	-	-	-	-	-	-
Total number of students enrolled in the department													32	
Total number of female students enrolled in the department													6	
Total number of male students enrolled in the department													26	
Education & Behavioural Science PSYCHOLOGY Ph.D. Doctor Of Philosophy		Total	2	11	-	-	-	-	-	-	-	-	2	11
		PWD (Out of Total)	-	-	-	-	-	-	-	-	-	-	-	-
		Muslim Minority (Out of Total)	2	11	-	-	-	-	-	-	-	-	2	11
		Other Minority (Out of Total)	-	-	-	-	-	-	-	-	-	-	-	-
Education & Behavioural Science PSYCHOLOGY M.A. Master Of Arts	1	Total	15	31	-	-	-	1	3	4	-	-	18	36
		PWD (Out of Total)	-	-	-	-	-	-	-	-	-	-	-	-
		Muslim Minority (Out of Total)	15	31	-	-	-	1	3	4	-	-	18	36
		Other Minority (Out of Total)	-	-	-	-	-	-	-	-	-	-	-	-



School Department / Programme/	Year	Category	Number of Total Students Enrolled											
			General		SC		ST		OBC		Self Finance		Total	
			M	F	M	F	M	F	M	F	M	F	M	F
Education & Behavioural Science PSYCHOLOGY M.A. Master Of Arts	2	Total	18	26	-	-	-	1	2	5	-	-	20	32
		PWD (Out of Total)	-	-	-	-	-	-	-	-	-	-	-	-
		Muslim Minority (Out of Total)	18	26	-	-	-	1	2	5	-	-	20	32
		Other Minority (Out of Total)	-	-	-	-	-	-	-	-	-	-	-	-
Total number of students enrolled in the department													119	
Total number of female students enrolled in the department													79	
Total number of male students enrolled in the department													40	
LAW LLM M.L. Master Of Laws	1	Total	4	8	-	-	-	-	2	1	-	-	6	9
		PWD(Out of Total)	-	-	-	-	-	-	-	-	-	-	-	-
		Muslim Minority (Out of Total)	4	8	-	-	-	-	2	1	-	-	6	9
		Other Minority (Out of Total)	-	-	-	-	-	-	-	-	-	-	-	-
LAW LLM M.L. Master Of Laws	2	Total	5	7	-	-	-	-	1	3	-	-	6	10
		PWD(Out of Total)	-	-	-	-	-	-	-	-	-	-	-	-
		Muslim Minority (Out of Total)	5	7	-	-	-	-	1	3	-	-	6	10
		Other Minority (Out of Total)	-	-	-	-	-	-	-	-	-	-	-	-
LAW B.A.LLB 5 Year L.L.B. Bachelor Of Law or Laws	1	Total	23	30	-	-	1	1	4	8	-	-	28	39
		PWD (Out of Total)	-	-	-	-	-	-	-	-	-	-	-	-
		Muslim Minority (Out of Total)	23	30	-	-	1	1	4	8	-	-	28	39
		Other Minority (Out of Total)	-	-	-	-	-	-	-	-	-	-	-	-
LAW B.A.LLB 5 Year L.L.B. Bachelor Of Law or Laws	2	Total	32	25	-	-	1	-	7	5	-	-	40	30
		PWD(Out of Total)	-	-	-	-	-	-	-	-	-	-	-	-
		Muslim Minority (Out of Total)	32	25	-	-	1	-	7	5	-	-	40	30
		Other Minority (Out of Total)	-	-	-	-	-	-	-	-	-	-	-	-
LAW B.A.LLB 5 Year L.L.B. Bachelor Of Law or Laws	3	Total	31	25	-	-	1	-	5	5	-	-	37	30
		PWD (Out of Total)	-	-	-	-	-	-	-	-	-	-	-	-
		Muslim Minority (Out of Total)	31	25	-	-	1	-	5	5	-	-	37	30
		Other Minority (Out of Total)	-	-	-	-	-	-	-	-	-	-	-	-
LAW B.A.LLB 5 Year L.L.B. Bachelor Of Law or Laws	4	Total	39	30	-	-	1	-	6	6	-	-	46	36
		PWD (Out of Total)	-	-	-	-	-	-	-	-	-	-	-	-
		Muslim Minority (Out of Total)	39	30	-	-	1	-	6	6	-	-	46	36
		Other Minority (Out of Total)	-	-	-	-	-	-	-	-	-	-	-	-
LAW	5	Total	44	43	-	-	1	-	9	9	-	-	54	52



School Department / Programme/	Year	Category	Number of Total Students Enrolled											
			General		SC		ST		OBC		Self Finance		Total	
			M	F	M	F	M	F	M	F	M	F	M	F
B.A.LL.B 5 Year L.L.B. Bachelor Of Law or Laws		PWD(Out of Total)	-	-	-	-	-	-	-	-	-	-	-	-
		Muslim Minority (Out of Total)	44	43	-	-	1	-	9	9	-	-	54	52
		Other Minority (Out of Total)	-	-	-	-	-	-	-	-	-	-	-	-
		Total	24	29	-	-	-	-	-	-	-	-	24	29
LAW Law Ph.D. Doctor Of Philosophy	1	PWD(Out of Total)	-	-	-	-	-	-	-	-	-	-	-	
		Muslim Minority (Out of Total)	24	29	-	-	-	-	-	-	-	24	29	
		Other Minority (Out of Total)	-	-	-	-	-	-	-	-	-	-	-	
		Total	2	8	-	-	-	-	2	1	-	-	4	9
LAW LLB 3 Year Supplementary Shift L.L.B. Bachelor Of Law or Laws	1	PWD (Out of Total)	-	-	-	-	-	-	-	-	-	-	-	
		Muslim Minority (Out of Total)	2	8	-	-	-	-	2	1	-	-	4	9
		Other Minority (Out of Total)	-	-	-	-	-	-	-	-	-	-	-	
		Total	14	10	-	-	-	-	-	-	-	-	14	10
LAW LLB 3 Year Supplementary Shift L.L.B. Bachelor Of Law or Laws	2	PWD (Out of Total)	-	-	-	-	-	-	-	-	-	-	-	
		Muslim Minority (Out of Total)	14	10	-	-	-	-	-	-	-	14	10	
		Other Minority (Out of Total)	-	-	-	-	-	-	-	-	-	-	-	
		Total	14	6	-	-	-	-	-	-	-	-	14	6
LAW LLB 3 Year Supplementary Shift L.L.B. Bachelor Of Law or Laws	3	PWD (Out of Total)	-	-	-	-	-	-	-	-	-	-	-	
		Muslim Minority (Out of Total)	14	6	-	-	-	-	-	-	-	14	6	
		Other Minority (Out of Total)	-	-	-	-	-	-	-	-	-	-	-	
		Total	32	21	-	-	2	-	15	4	-	-	49	25
LAW LLB L.L.B. Bachelor Of Law or Laws	1	PWD (Out of Total)	-	-	-	-	-	-	-	-	-	-	-	
		Muslim Minority(Out of Total)	32	21	-	-	2	-	15	4	-	-	49	25
		Other Minority(Out of Total)	-	-	-	-	-	-	-	-	-	-	-	
		Total	38	16	-	-	1	-	7	3	-	-	46	19
LAW LLB L.L.B. Bachelor Of Law or Laws	2	PWD(Out of Total)	-	-	-	-	-	-	-	-	-	-	-	
		Muslim Minority(Out of Total)	38	16	-	-	1	-	7	3	-	-	46	19
		Other Minority(Out of Total)	-	-	-	-	-	-	-	-	-	-	-	
		Total	40	16	-	-	1	-	6	3	-	-	47	19
LAW	3	PWD(Out of	-	-	-	-	-	-	-	-	-	-	-	
		Total	-	-	-	-	-	-	-	-	-	-	-	



School Department / Programme/	Year	Category	Number of Total Students Enrolled												
			General		SC		ST		OBC		Self Finance		Total		
			M	F	M	F	M	F	M	F	M	F	M	F	
LLB L.L.B. Bachelor Of Law or Laws		Total)													
		Muslim Minority(Out of Total)	40	16	-	-	1	-	6	3	-	-	47	19	
		Other Minority(Out of Total)	-	-	-	-	-	-	-	-	-	-	-	-	
Total number of students enrolled in the department													738		
Total number of female students enrolled in the department													323		
Total number of male students enrolled in the department													415		
Physical & Mathematical Science CHEMISTRY M.Sc. Master of Science	1	Total	27	26	-	-	1	1	6	3	-	-	34	30	
		PWD (Out of Total)	-	-	-	-	-	-	-	-	-	-	-	-	
		Muslim Minority (Out of Total)	27	26	-	-	1	1	6	3	-	-	34	30	
		Other Minority (Out of Total)	-	-	-	-	-	-	-	-	-	-	-	-	
Physical & Mathematical Science CHEMISTRY M.Sc. Master of Science	2	Total	30	23	-	-	1	-	6	4	-	-	37	27	
		PWD (Out of Total)	-	-	-	-	-	-	-	-	-	-	-	-	
		Muslim Minority (Out of Total)	30	23	-	-	1	-	6	4	-	-	37	27	
		Other Minority (Out of Total)	-	-	-	-	-	-	-	-	-	-	-	-	
Physical & Mathematical Science CHEMISTRY Ph.D. Doctor Of Philosophy		Total	18	29	-	-	-	-	-	-	-	-	18	29	
		PWD (Out of Total)	-	-	-	-	-	-	-	-	-	-	-	-	
		Muslim Minority (Out of Total)	18	29	-	-	-	-	-	-	-	-	18	29	
		Other Minority (Out of Total)	-	-	-	-	-	-	-	-	-	-	-	-	
Total number of students enrolled in the department													175		
Total number of female students enrolled in the department													86		
Total number of male students enrolled in the department													89		
Physical & Mathematical Science MATHEMATICS M.Sc. Master of Science	1	Total	40	14	-	-	2	-	13	2	-	-	55	16	
		PWD (Out of Total)	-	-	-	-	-	-	-	-	-	-	-	-	
		Muslim Minority (Out of Total)	40	14	-	-	2	-	13	2	-	-	55	16	
		Other Minority (Out of Total)	-	-	-	-	-	-	-	-	-	-	-	-	
Physical & Mathematical Science MATHEMATICS M.Sc. Master of Science	2	Total	39	19	-	-	1	-	7	4	-	-	47	23	
		PWD (Out of Total)	-	-	-	-	-	-	-	-	-	-	-	-	
		Muslim Minority (Out of Total)	39	19	-	-	1	-	7	4	-	-	47	23	
		Other Minority (Out of Total)	-	-	-	-	-	-	-	-	-	-	-	-	



School Department / Programme/	Year	Category	Number of Total Students Enrolled												
			General		SC		ST		OBC		Self Finance		Total		
			M	F	M	F	M	F	M	F	M	F	M	F	
Physical & Mathematical Science MATHEMATICS Ph.D.		Total	11	2	-	-	-	-	-	-	-	-	11	2	
		PWD (Out of Total)	-	-	-	-	-	-	-	-	-	-	-	-	
		Muslim Minority (Out of Total)	11	2	-	-	-	-	-	-	-	-	-	11	2
		Other Minority (Out of Total)	-	-	-	-	-	-	-	-	-	-	-	-	-
Total number of students enrolled in the department													154		
Total number of female students enrolled in the department													41		
Total number of male students enrolled in the department													113		
Physical & Mathematical Science PHYSICS M.Sc.	1	Total	39	17	-	-	1	-	6	1	-	-	46	18	
		PWD (Out of Total)	-	-	-	-	-	-	-	-	-	-	-	-	
		Muslim Minority (Out of Total)	39	17	-	-	1	-	6	1	-	-	46	18	
		Other Minority (Out of Total)	-	-	-	-	-	-	-	-	-	-	-	-	
Physical & Mathematical Science PHYSICS M.Sc. Master of Science	2	Total	33	19	-	-	2	-	7	3	-	-	42	22	
		PWD (Out of Total)	-	-	-	-	-	-	-	-	-	-	-	-	
		Muslim Minority (Out of Total)	33	19	-	-	2	-	7	3	-	-	42	22	
		Other Minority (Out of Total)	-	-	-	-	-	-	-	-	-	-	-	-	
Physical & Mathematical Science PHYSICS Ph.D. Doctor Of Philosophy		Total	10	-	-	-	-	-	-	-	-	-	10	-	
		PWD (Out of Total)	-	-	-	-	-	-	-	-	-	-	-	-	
		Muslim Minority (Out of Total)	10	-	-	-	-	-	-	-	-	-	10	-	
		Other Minority (Out of Total)	-	-	-	-	-	-	-	-	-	-	-	-	
Total number of students enrolled in the department													138		
Total number of female students enrolled in the department													40		
Total number of male students enrolled in the department													98		
Physical & Mathematical Science STATISTICS M.Sc. Master of Science	1	Total	29	19	-	-	1	-	5	1	-	-	35	20	
		PWD(Out of Total)	-	-	-	-	-	-	-	-	-	-	-	-	
		Muslim Minority (Out of Total)	29	19	-	-	1	-	5	1	-	-	35	20	
		Other Minority (Out of Total)	-	-	-	-	-	-	-	-	-	-	-	-	
Physical & Mathematical Science STATISTICS M.Sc. Master of Science	2	Total	26	23	-	-	-	-	5	3	-	-	31	26	
		PWD(Out of Total)	-	-	-	-	-	-	-	-	-	-	-	-	
		Muslim Minority (Out of Total)	26	23	-	-	-	-	5	3	-	-	31	26	
		Other Minority (Out of Total)	-	-	-	-	-	-	-	-	-	-	-	-	
Physical & Mathematical Science STATISTICS Ph.D. Doctor Of Philosophy		Total	11	10	-	-	-	-	-	-	-	-	11	10	
		PWD(Out of Total)	-	-	-	-	-	-	-	-	-	-	-	-	
		Muslim Minority (Out of Total)	11	10	-	-	-	-	-	-	-	-	11	10	
		Other Minority (Out of Total)	-	-	-	-	-	-	-	-	-	-	-	-	
Total number of students enrolled in the department													133		



School Department / Programme/	Year	Category	Number of Total Students Enrolled												
			General		SC		ST		OBC		Self Finance		Total		
			M	F	M	F	M	F	M	F	M	F	M	F	
Total number of female students enrolled in the department													56		
Total number of male students enrolled in the department													77		
School of Social Science CENTRAL ASAIN STUDIES Archaeology M.A. Master Of Arts	1	Total	-	-	-	-	-	-	-	-	-	-	-	-	
		PWD (Out of Total)	-	-	-	-	-	-	-	-	-	-	-	-	
		Muslim Minority (Out of Total)	-	-	-	-	-	-	-	-	-	-	-	-	
		Other Minority (Out of Total)	-	-	-	-	-	-	-	-	-	-	-	-	
School of Social Science CENTRAL ASAIN STUDIES Archaeology M.A. Master Of Arts	2	Total	-	-	-	-	-	-	-	-	-	-	-		
		PWD (Out of Total)	-	-	-	-	-	-	-	-	-	-	-		
		Muslim Minority (Out of Total)	-	-	-	-	-	-	-	-	-	-	-		
		Other Minority (Out of Total)	-	-	-	-	-	-	-	-	-	-	-		
School of Social Science CENTRAL ASAIN STUDIES Centre of Sheikh UI Alam Studies Ph.D. Doctor Of Philosophy	1	Total	72	67	-	-	-	-	-	-	-	-	72	67	
		PWD (Out of Total)	-	-	-	-	-	-	-	-	-	-	-	-	
		Muslim Minority (Out of Total)	72	67	-	-	-	-	-	-	-	-	-	72	67
		Other Minority (Out of Total)	-	-	-	-	-	-	-	-	-	-	-	-	-
Total number of students enrolled in the department													139		
Total number of female students enrolled in the department													67		
Total number of male students enrolled in the department													72		
School of Social Science HISTORY M.A. Master Of Arts	1	Total	37	20	-	-	2	-	15	3	-	-	54	23	
		PWD (Out of Total)	1	-	-	-	-	-	-	-	-	-	1	-	
		Muslim Minority (Out of Total)	37	20	-	-	2	-	15	3	-	-	54	23	
		Other Minority (Out of Total)	-	-	-	-	-	-	-	-	-	-	-	-	
School of Social Science HISTORY M.A. Master Of Arts	2	Total	48	23	-	-	2	-	9	3	-	-	59	26	
		PWD (Out of Total)	-	-	-	-	-	-	-	-	-	-	-	-	
		Muslim Minority (Out of Total)	48	23	-	-	2	-	9	3	-	-	59	26	
		Other Minority (Out of Total)	-	-	-	-	-	-	-	-	-	-	-	-	
School of Social Science HISTORY M.A. History Supplementary Shift Self Financing M.A. Master Of Arts	1	Total	36	18	-	-	2	-	15	6	-	-	53	24	
		PWD (Out of Total)	-	-	-	-	-	-	-	-	-	-	-	-	
		Muslim Minority (Out of Total)	36	18	-	-	2	-	15	6	-	-	53	24	
		Other Minority (Out of Total)	-	-	-	-	-	-	-	-	-	-	-	-	
	2	Total	-	-	-	-	-	-	-	-	-	-	-		



School Department / Programme/	Year	Category	Number of Total Students Enrolled												
			General		SC		ST		OBC		Self Finance		Total		
			M	F	M	F	M	F	M	F	M	F	M	F	
School of Social Science HISTORY M.A. History Supplementary Shift Self Financing M.A. Master Of Arts		PWD (Out of Total)	-	-	-	-	-	-	-	-	-	-	-	-	-
		Muslim Minority (Out of Total)	-	-	-	-	-	-	-	-	-	-	-	-	-
		Other Minority (Out of Total)	-	-	-	-	-	-	-	-	-	-	-	-	-
		Total	19	2	-	-	-	-	-	-	-	-	-	19	2
School of Social Science HISTORY Ph.D. Doctor of Philosophy		PWD(Out of Total)	-	-	-	-	-	-	-	-	-	-	-	-	-
		Muslim Minority (Out of Total)	19	2	-	-	-	-	-	-	-	-	-	19	2
		Other Minority (Out of Total)	-	-	-	-	-	-	-	-	-	-	-	-	-
		Total	19	2	-	-	-	-	-	-	-	-	-	19	2
Total number of students enrolled in the department													260		
Total number of female students enrolled in the department													75		
Total number of male students enrolled in the department													185		
School of Social Science SHAH I HAMDAN (RA) INSTITUTE OF ISLAMIC STUDIES Ph.D. Doctor of Philosophy		Total	5	5	-	-	-	-	-	-	-	-	5	5	
		PWD (Out of Total)	-	-	-	-	-	-	-	-	-	-	-	-	
		Muslim Minority (Out of Total)	5	5	-	-	-	-	-	-	-	-	-	5	5
		Other Minority (Out of Total)	-	-	-	-	-	-	-	-	-	-	-	-	-
School of Social Science SHAH I HAMDAN (RA) INSTITUTE OF ISLAMIC STUDIES M.A. Master Of Arts	1	Total	18	35	-	-	-	1	3	5	-	-	21	41	
		PWD (Out of Total)	-	-	-	-	-	-	-	-	-	-	-	-	
		Muslim Minority (Out of Total)	18	35	-	-	-	1	3	5	-	-	-	21	41
		Other Minority (Out of Total)	-	-	-	-	-	-	-	-	-	-	-	-	-
School of Social Science SHAH I HAMDAN (RA) INSTITUTE OF ISLAMIC STUDIES M.A. Master Of Arts	2	Total	28	27	-	-	-	2	3	-	-	-	30	30	
		PWD (Out of Total)	-	-	-	-	-	-	-	-	-	-	-	-	
		Muslim Minority (Out of Total)	28	27	-	-	-	2	3	-	-	-	-	30	30
		Other Minority (Out of Total)	-	-	-	-	-	-	-	-	-	-	-	-	-
Total number of students enrolled in the department													132		
Total number of female students enrolled in the department													76		
Total number of male students enrolled in the department													56		
School of Social Science INSTITUTE OF KASHMIR STUDIES Ph.D. Doctor of Philosophy		Total	6	2	-	-	-	-	-	-	-	-	6	2	
		PWD(Out of Total)	-	-	-	-	-	-	-	-	-	-	-	-	
		Muslim Minority (Out of Total)	6	2	-	-	-	-	-	-	-	-	-	6	2
		Other Minority (Out of Total)	-	-	-	-	-	-	-	-	-	-	-	-	-
Total number of students enrolled in the department													8		



School Department / Programme/	Year	Category	Number of Total Students Enrolled												
			General		SC		ST		OBC		Self Finance		Total		
			M	F	M	F	M	F	M	F	M	F	M	F	
Total number of female students enrolled in the department													2		
Total number of male students enrolled in the department													6		
School of Social Science LIBRARY AND INFORMATION SCIENCE Ph.D. Doctor of Philosophy		Total	1	1	-	-	-	-	-	-	-	-	1	1	
		PWD (Out of Total)	-	-	-	-	-	-	-	-	-	-	-	-	-
		Muslim Minority (Out of Total)	1	1	-	-	-	-	-	-	-	-	-	1	1
		Other Minority (Out of Total)	-	-	-	-	-	-	-	-	-	-	-	-	-
School of Social Science LIBRARY AND INFORMATION SCIENCE M.A. Master Of Arts	1	Total	15	20	-	-	-	1	4	6	-	-	19	27	
		PWD(Out of Total)	-	-	-	-	-	-	-	-	-	-	-	-	
		Muslim Minority (Out of Total)	15	20	-	-	-	1	4	6	-	-	19	27	
		Other Minority (Out of Total)	-	-	-	-	-	-	-	-	-	-	-	-	
School of Social Science LIBRARY AND INFORMATION SCIENCE M.A. Master Of Arts	2	Total	26	12	-	-	1	-	6	2	-	-	33	14	
		PWD(Out of Total)	-	-	-	-	-	-	-	-	-	-	-	-	
		Muslim Minority (Out of Total)	26	12	-	-	1	-	6	2	-	-	33	14	
		Other Minority (Out of Total)	-	-	-	-	-	-	-	-	-	-	-	-	
Total number of students enrolled in the department													95		
Total number of female students enrolled in the department													42		
Total number of male students enrolled in the department													53		
School of Social Science MEDIA EDUCATION RESEARCH CENTRE (MERC) Journalism & Mass Communication Ph.D. Doctor of Philosophy		Total	8	5	-	-	-	-	-	-	-	-	8	5	
		PWD (Out of Total)	-	-	-	-	-	-	-	-	-	-	-	-	
		Muslim Minority (Out of Total)	8	5	-	-	-	-	-	-	-	-	-	8	5
		Other Minority (Out of Total)	-	-	-	-	-	-	-	-	-	-	-	-	-
School of Social Science MEDIA EDUCATION RESEARCH CENTRE (MERC) Journalism & Mass Communication M.A. Master Of Arts	1	Total	8	20	-	-	1	-	2	2	-	-	11	22	
		PWD (Out of Total)	-	-	-	-	-	-	-	-	-	-	-	-	
		Muslim Minority (Out of Total)	8	20	-	-	1	-	2	2	-	-	11	22	
		Other Minority (Out of Total)	-	-	-	-	-	-	-	-	-	-	-	-	
School of Social Science MEDIA EDUCATION RESEARCH CENTRE (MERC) M.A. Master Of Arts	2	Total	12	14	-	-	1	-	2	2	-	-	15	16	
		PWD (Out of Total)	-	-	-	-	-	-	-	-	-	-	-	-	
		Muslim Minority (Out of Total)	12	14	-	-	1	-	2	2	-	-	15	16	
		Other Minority (Out of Total)	-	-	-	-	-	-	-	-	-	-	-	-	



School Department / Programme/ Journalism & Mass Communication M.A. Master Of Arts	Year	Category (Out of Total)	Number of Total Students Enrolled												
			General		SC		ST		OBC		Self Finance		Total		
			M	F	M	F	M	F	M	F	M	F	M	F	
Total number of students enrolled in the department													77		
Total number of female students enrolled in the department													43		
Total number of male students enrolled in the department													34		
School of Social Science POLITICAL SCIENCE Ph.D. Doctor of Philosophy		Total	65	14	-	-	-	-	-	-	-	-	65	14	
		PWD (Out of Total)	-	-	-	-	-	-	-	-	-	-	-	-	-
		Muslim Minority (Out of Total)	65	13	-	-	-	-	-	-	-	-	-	65	13
		Other Minority (Out of Total)	-	1	-	-	-	-	-	-	-	-	-	-	1
School of Social Science POLITICAL SCIENCE M.A. Master Of Arts	1	Total	38	30	-	-	-	1	10	7	-	-	48	38	
		PWD(Out of Total)	1	-	-	-	-	-	-	-	-	-	1	-	
		Muslim Minority (Out of Total)	38	30	-	-	-	1	10	7	-	-	48	38	
		Other Minority (Out of Total)	-	-	-	-	-	-	-	-	-	-	-	-	-
School of Social Science POLITICAL SCIENCE M.A. Master Of Arts	2	Total	37	23	-	-	2	-	8	8	-	-	47	31	
		PWD(Out of Total)	-	-	-	-	-	-	-	-	-	-	-	-	
		Muslim Minority (Out of Total)	36	23	-	-	2	-	8	8	-	-	46	31	
		Other Minority (Out of Total)	1	-	-	-	-	-	-	-	-	-	1	-	
Total number of students enrolled in the department													243		
Total number of female students enrolled in the department													83		
Total number of male students enrolled in the department													160		
School of Social Science SOCIOLOGY Ph.D. Doctor of Philosophy		Total	6	6	-	-	-	-	-	-	-	-	6	6	
		PWD(Out of Total)	-	-	-	-	-	-	-	-	-	-	-	-	
		Muslim Minority (Out of Total)	6	6	-	-	-	-	-	-	-	-	6	6	
		Other Minority (Out of Total)	-	-	-	-	-	-	-	-	-	-	-	-	
School of Social Science SOCIOLOGY M.A. Master Of Arts	1	Total	12	34	-	-	1	1	6	13	-	-	19	48	
		PWD (Out of Total)	-	1	-	-	-	-	-	-	-	-	-	1	
		Muslim Minority (Out of Total)	12	34	-	-	1	1	6	13	-	-	19	48	
		Other Minority (Out of Total)	-	-	-	-	-	-	-	-	-	-	-	-	
School of Social Science SOCIOLOGY M.A. Master Of Arts	2	Total	28	26	-	-	1	-	7	5	-	-	36	31	
		PWD (Out of Total)	-	-	-	-	-	-	-	-	-	-	-	-	
		Muslim Minority (Out of Total)	28	26	-	-	1	-	7	5	-	-	36	31	
		Other Minority (Out of Total)	-	-	-	-	-	-	-	-	-	-	-	-	
Total number of students enrolled in the department													146		
Total number of female students enrolled in the department													85		
Total number of male students enrolled in the department													61		



School Department / Programme/	Year	Category	Number of Total Students Enrolled												
			General		SC		ST		OBC		Self Finance		Total		
			M	F	M	F	M	F	M	F	M	F	M	F	
School of Social Science SOCIAL WORK Ph.D. Doctor of Philosophy		Total	6	10	-	-	-	-	-	-	-	-	6	10	
		PWD(Out of Total)	-	-	-	-	-	-	-	-	-	-	-	-	
		Muslim Minority (Out of Total)	6	10	-	-	-	-	-	-	-	-	-	6	10
		Other Minority (Out of Total)	-	-	-	-	-	-	-	-	-	-	-	-	-
School of Social Science SOCIAL WORK M.A. Master Of Arts	1	Total	8	24	-	-	-	1	3	6	-	-	11	31	
		PWD (Out of Total)	-	-	-	-	-	-	-	-	-	-	-	-	
		Muslim Minority (Out of Total)	8	24	-	-	-	1	3	6	-	-	11	31	
		Other Minority (Out of Total)	-	-	-	-	-	-	-	-	-	-	-	-	
School of Social Science SOCIAL WORK M.A. Master Of Arts	2	Total	14	19	-	-	1	-	3	4	-	-	18	23	
		PWD (Out of Total)	-	-	-	-	-	-	-	-	-	-	-	-	
		Muslim Minority (Out of Total)	14	19	-	-	1	-	3	4	-	-	18	23	
		Other Minority (Out of Total)	-	-	-	-	-	-	-	-	-	-	-	-	
Total number of students enrolled in the department													99		
Total number of female students enrolled in the department													64		
Total number of male students enrolled in the department													35		
School of Social Science GENDER STUDIES M.A. Master Of Arts	1	Total	2	19	-	-	-	-	-	2	-	-	2	21	
		PWD (Out of Total)	-	-	-	-	-	-	-	-	-	-	-	-	
		Muslim Minority (Out of Total)	2	19	-	-	-	-	-	2	-	-	2	21	
		Other Minority (Out of Total)	-	-	-	-	-	-	-	-	-	-	-	-	
School of Social Science GENDER STUDIES M.A. Master Of Arts	2	Total	5	16	-	-	-	1	1	2	-	-	6	19	
		PWD (Out of Total)	-	-	-	-	-	-	-	-	-	-	-	-	
		Muslim Minority (Out of Total)	5	16	-	-	-	1	1	2	-	-	6	19	
		Other Minority (Out of Total)	-	-	-	-	-	-	-	-	-	-	-	-	
Total number of students enrolled in the department													48		
Total number of female students enrolled in the department													40		
Total number of male students enrolled in the department													8		
Total number of students enrolled in Regular Course												7072			
Total number of female students enrolled in Regular Course												3483			
Total number of male students enrolled in Regular Course												3589			

Note:

PWD = Person with Disability

Other Minority = Christians, Sikhs, Buddhists, Zorastrians (Parsis) and Jains.

SC = Schedule caste

ST = Schedule Tribe

OBC: = Various categories like RBA, SN, ALC, Sports, NCC, PH, OSJ, WUP, CDP.



Table 6.1 - Students Enrolled in Directorate of Distance Education, Main Campus, University of Kashmir

School Department / Programme/	Year	Category	General		SC		ST		OBC		Self Finance		Total	
			M	F	M	F	M	F	M	F	M	F	M	F
School of Open Learning DISTNACE DEPTT. M.A.- Master of Arts Education	1	Total	94	196	-	-	-	-	1	3	-	-	95	199
		PWD (Out of Total)	-	-	-	-	-	-	-	-	-	-	-	-
		Muslim Minority (Out of Total)	94	196	-	-	-	-	1	3	-	-	95	199
		Other Minority (Out of Total)	-	-	-	-	-	-	-	-	-	-	-	-
School of Open Learning DISTNACE DEPTT. M.A.- Master of Arts Education	2	Total	73	139	-	-	2	7	14	58	-	-	89	204
		PWD (Out of Total)	-	-	-	-	-	-	-	-	-	-	-	-
		Muslim Minority (Out of Total)	72	137	-	-	2	7	14	58	-	-	88	202
		Other Minority (Out of Total)	1	2	-	-	-	-	-	-	-	-	1	2
School of Open Learning DISTNACE DEPTT. M.Com.- Master of Commerce	1	Total	76	117	-	-	-	-	2	7	-	-	78	124
		PWD (Out of Total)	-	-	-	-	-	-	-	-	-	-	-	-
		Muslim Minority (Out of Total)	76	117	-	-	-	-	2	7	-	-	78	124
		Other Minority (Out of Total)	-	-	-	-	-	-	-	-	-	-	-	-
School of Open Learning DISTNACE DEPTT. M.Com.- Master of Commerce Commerce	2	Total	63	92	-	-	-	2	22	30	-	-	85	124
		PWD (Out of Total)	-	-	-	-	-	-	-	-	-	-	-	-
		Muslim Minority (Out of Total)	63	92	-	-	-	2	22	30	-	-	85	124
		Other Minority (Out of Total)	-	-	-	-	-	-	-	-	-	-	-	-
School of Open Learning DISTNACE DEPTT. M.A.- Master of Arts Economics	1	Total	40	29	-	-	-	-	1	1	-	-	41	30
		PWD (Out of Total)	-	-	-	-	-	-	-	-	-	-	-	-
		Muslim Minority (Out of Total)	40	29	-	-	-	-	1	1	-	-	41	30
		Other Minority (Out of Total)	-	-	-	-	-	-	-	-	-	-	-	-
School of Open Learning DISTNACE DEPTT. M.A.- Master of Arts Economics	2	Total	39	28	-	-	-	-	3	1	-	-	42	29
		PWD (Out of Total)	-	-	-	-	-	-	-	-	-	-	-	-
		Muslim Minority (Out of Total)	39	28	-	-	-	-	3	1	-	-	42	29
		Other Minority (Out of Total)	-	-	-	-	-	-	-	-	-	-	-	-
School of Open Learning DISTNACE DEPTT. M.A.- Master of Arts English	1	Total	9	16	-	-	-	-	-	-	-	-	9	16
		PWD (Out of Total)	-	-	-	-	-	-	-	-	-	-	-	-
		Muslim Minority (Out of Total)	9	16	-	-	-	-	-	-	-	-	9	16
		Other Minority (Out of Total)	-	-	-	-	-	-	-	-	-	-	-	-
School of	2	Total	6	14	-	-	-	-	1	4	-	-	7	18
		PWD	-	-	-	-	-	-	-	-	-	-	-	-



Open Learning DISTNACE DEPTT. M.A.- Master of Arts English		(Out of Total)												
		Muslim Minority (Out of Total)	6	13	-	-	-	-	1	4	-	-	7	17
		Other Minority (Out of Total)	-	1	-	-	-	-	-	-	-	-	-	1
School of Open Learning DISTNACE DEPTT. M.A.- Master of Arts Urdu	1	Total	127	173	-	-	1	1	4	7	-	-	132	181
		PWD (Out of Total)	-	-	-	-	-	-	-	-	-	-	-	-
		Muslim Minority (Out of Total)	127	173	-	-	1	1	4	7	-	-	132	181
		Other Minority (Out of Total)	-	-	-	-	-	-	-	-	-	-	-	-
School of Open Learning DISTNACE DEPTT. M.A.- Master of Arts Urdu	2	Total	97	133	-	-	2	4	28	45	-	-	127	182
		PWD (Out of Total)	-	-	-	-	-	-	-	-	-	-	-	-
		Muslim Minority (Out of Total)	97	133	-	-	2	4	28	45	-	-	127	180
		Other Minority (Out of Total)	-	2	-	-	-	-	-	-	-	-	-	2
School of Open Learning DISTNACE DEPTT. B.Ed. Bachelor of Education Education	1	Total	978	1838	-	-	30	102	130	538	-	-	1138	2478
		PWD (Out of Total)	-	-	-	-	-	-	-	-	-	-	-	-
		Muslim Minority (Out of Total)	978	1838	-	-	30	102	130	538	-	-	1138	2478
		Other Minority (Out of Total)	-	-	-	-	-	-	-	-	-	-	-	-
School of Open Learning DISTNACE DEPTT. B.Ed. Bachelor of Education Education	2	Total	847	1651	-	-	33	89	201	779	-	-	1081	2519
		PWD (Out of Total)	-	-	-	-	-	-	-	-	-	-	-	-
		Muslim Minority (Out of Total)	817	1538	-	-	33	89	201	779	-	-	1051	2406
		Other Minority (Out of Total)	30	113	-	-	-	-	-	-	-	-	30	113
School of Open Learning DISTNACE DEPTT. M.Sc.- Master of Science Mathematics	1	Total	104	81	-	-	2	-	14	4	-	-	120	85
		PWD (Out of Total)	-	-	-	-	-	-	-	-	-	-	-	-
		Muslim Minority (Out of Total)	104	81	-	-	2	-	14	4	-	-	120	85
		Other Minority (Out of Total)	-	-	-	-	-	-	-	-	-	-	-	-
School of Open Learning DISTNACE DEPTT. M.Sc.- Master of Science Mathematics	2	Total	81	61	-	-	3	1	36	22	-	-	120	84
		PWD (Out of Total)	-	-	-	-	-	-	-	-	-	-	-	-
		Muslim Minority (Out of Total)	79	61	-	-	3	1	36	22	-	-	118	84
		Other Minority (Out of Total)	2	-	-	-	-	-	-	-	-	-	2	-
School of Open Learning DISTNACE DEPTT.	1	Total	3	20	-	-	-	-	-	-	-	-	3	20
		PWD (Out of Total)	-	-	-	-	-	-	-	-	-	-	-	-



Pre-Primary Teacher Training Programme		Muslim Minority (Out of Total)	3	20	-	-	-	-	-	-	-	-	3	20	
		Other Minority (Out of Total)	-	-	-	-	-	-	-	-	-	-	-	-	
Diploma-Diploma															
School of Open Learning DISTNACE DEPTT. Kashmiri Language Certificate-Certificate Course	1	Total	5	3	-	-	-	-	-	-	-	-	5	3	
		PWD (Out of Total)	-	-	-	-	-	-	-	-	-	-	-	-	-
		Muslim Minority (Out of Total)	5	3	-	-	-	-	-	-	-	-	-	5	3
		Other Minority (Out of Total)	-	-	-	-	-	-	-	-	-	-	-	-	-
School of Open Learning DISTNACE DEPTT. PG Diploma in Business Administration	1	Total	16	9	-	-	-	-	-	-	-	-	16	9	
		PWD (Out of Total)	-	-	-	-	-	-	-	-	-	-	-	-	-
		Muslim Minority (Out of Total)	16	9	-	-	-	-	-	-	-	-	-	16	9
		Other Minority (Out of Total)	-	-	-	-	-	-	-	-	-	-	-	-	-
School of Open Learning DISTNACE DEPTT. PG Diploma in Business Entrepreneurship	1	Total	6	4	-	-	-	-	-	-	-	-	6	4	
		PWD (Out of Total)	-	-	-	-	-	-	-	-	-	-	-	-	-
		Muslim Minority (Out of Total)	6	4	-	-	-	-	-	-	-	-	-	6	4
		Other Minority (Out of Total)	-	-	-	-	-	-	-	-	-	-	-	-	-
School of Open Learning DISTNACE DEPTT. PG Diploma in Tourism Management	1	Total	21	11	-	-	-	-	-	-	-	-	21	11	
		PWD (Out of Total)	-	-	-	-	-	-	-	-	-	-	-	-	-
		Muslim Minority (Out of Total)	21	11	-	-	-	-	-	-	-	-	-	21	11
		Other Minority (Out of Total)	-	-	-	-	-	-	-	-	-	-	-	-	-
School of Open Learning DISTNACE DEPTT. PG Diploma in Web Designing	1	Total	12	7	-	-	-	-	-	-	-	-	12	7	
		PWD (Out of Total)	-	-	-	-	-	-	-	-	-	-	-	-	-
		Muslim Minority (Out of Total)	12	7	-	-	-	-	-	-	-	-	-	12	7
		Other Minority (Out of Total)	-	-	-	-	-	-	-	-	-	-	-	-	-
School of Open Learning DISTNACE DEPTT. PG Diploma in Computer Applications	1	Total	38	36	-	-	-	1	3	3	-	-	41	40	
		PWD (Out of Total)	-	-	-	-	-	-	-	-	-	-	-	-	-
		Muslim Minority (Out of Total)	38	36	-	-	-	1	3	1	-	-	-	41	40
		Other Minority (Out of Total)	-	-	-	-	-	-	-	-	-	-	-	-	-
School of Open Learning DISTNACE DEPTT. PG Diploma in Home Science	1	Total	1	10	-	-	-	-	-	-	-	-	1	10	
		PWD (Out of Total)	-	-	-	-	-	-	-	-	-	-	-	-	-
		Muslim Minority (Out of Total)	1	10	-	-	-	-	-	-	-	-	-	1	10
		Other Minority (Out of Total)	-	-	-	-	-	-	-	-	-	-	-	-	-
	1	Total	33	11	-	-	-	-	-	-	-	-	33	11	



School of Open Learning DISTNACE DEPTT. PG Diploma in Cyber Law		PWD (Out of Total)	-	-	-	-	-	-	-	-	-	-	-	-	
		Muslim Minority (Out of Total)	33	11	-	-	-	-	-	-	-	-	33	11	
		Other Minority (Out of Total)	-	-	-	-	-	-	-	-	-	-	-	-	
School of Open Learning DISTNACE DEPTT. M.A. Master of Arts Islamic Studies	1	Total	30	29	-	-	1	-	9	6	-	-	40	35	
		PWD (Out of Total)	-	-	-	-	-	-	-	-	-	-	-	-	
		Muslim Minority (Out of Total)	30	29	-	-	1	-	9	6	-	-	-	40	35
		Other Minority (Out of Total)	-	-	-	-	-	-	-	-	-	-	-	-	-
School of Open Learning DISTNACE DEPTT. M.A. Master of Arts Islamic Studies	2	Total	40	35	-	-	-	-	-	-	-	-	40	35	
		PWD (Out of Total)	-	-	-	-	-	-	-	-	-	-	-	-	-
		Muslim Minority (Out of Total)	40	35	-	-	-	-	-	-	-	-	-	40	35
		Other Minority (Out of Total)	-	-	-	-	-	-	-	-	-	-	-	-	-
Total number of students enrolled in Distance Department													9840		
Total number of female students enrolled in Distance Department													6458		
Total number of male students enrolled in Distance Department													3382		

Note:

PWD = Person with Disability

Other Minority = Christians, Sikhs, Buddhists, Zorastrians (Parsis) and Jains.

SC = Schedule caste

ST = Schedule Tribe

OBC: Various categories like RBA, SN, ALC, Sports, NCC, PH, OSJ, WUP, CDP.



Table 6.2 - Students Enrolled in Directorate of Lifelong Learning, Main Campus, University of Kashmir

**School of Open Learning
Directorate of Life Long Learning**

School Department / Programme/	Months	Category	General		SC		ST		OBC		Self Finance		Total	
			M	F	M	F	M	F	M	F	M	F	M	F
Certificate Courses Type Shorthand	3	Total	7	18	-	-	-	-	-	-	-	-	7	18
		PWD (Out of Total)	-	-	-	-	-	-	-	-	-	-	-	-
		Muslim Minority (Out of Total)	7	18	-	-	-	-	-	-	-	-	7	18
		Other Minority (Out of Total)	-	-	-	-	-	-	-	-	-	-	-	-
Certificate Courses Bridal Mehandi Design	3	Total	1	24	-	-	-	-	-	-	-	-	1	24
		PWD (Out of Total)	-	-	-	-	-	-	-	-	-	-	-	-
		Muslim Minority (Out of Total)	1	24	-	-	-	-	-	-	-	-	1	24
		Other Minority (Out of Total)	-	-	-	-	-	-	-	-	-	-	-	-
Certificate Courses Cutting and Tailoring Basics	3	Total	1	24	-	-	-	-	-	-	-	-	1	24
		PWD (Out of Total)	-	-	-	-	-	-	-	-	-	-	-	-
		Muslim Minority (Out of Total)	1	24	-	-	-	-	-	-	-	-	1	24
		Other Minority (Out of Total)	-	-	-	-	-	-	-	-	-	-	-	-
Certificate Courses Graphic Designer	3	Total	16	9	-	-	-	-	-	-	-	-	16	9
		PWD (Out of Total)	-	-	-	-	-	-	-	-	-	-	-	-
		Muslim Minority (Out of Total)	16	9	-	-	-	-	-	-	-	-	16	9
		Other Minority (Out of Total)	-	-	-	-	-	-	-	-	-	-	-	-
Certificate Courses CCTV Installation and Technician	3	Total	14	11	-	-	-	-	-	-	-	-	14	11
		PWD (Out of Total)	-	-	-	-	-	-	-	-	-	-	-	-
		Muslim Minority (Out of Total)	14	11	-	-	-	-	-	-	-	-	14	11
		Other Minority (Out of Total)	-	-	-	-	-	-	-	-	-	-	-	-
Certificate Courses Paper Machie	3	Total	3	22	-	-	-	-	-	-	-	-	3	22
		PWD (Out of Total)	-	-	-	-	-	-	-	-	-	-	-	-
		Muslim Minority (Out of Total)	3	22	-	-	-	-	-	-	-	-	3	22
		Other Minority (Out of Total)	-	-	-	-	-	-	-	-	-	-	-	-
Certificate Courses Auto Cad- 2D + 3D	3	Total	16	9	-	-	-	-	-	-	-	-	16	9
		PWD (Out of Total)	-	-	-	-	-	-	-	-	-	-	-	-
		Muslim Minority (Out of Total)	16	9	-	-	-	-	-	-	-	-	16	9
		Other Minority (Out of Total)	-	-	-	-	-	-	-	-	-	-	-	-



		(Out of Total)													
Certificate Courses Basic Computer and Internet	3	Total	33	67	-	-	-	-	-	-	-	-	33	67	
		PWD (Out of Total)	-	-	-	-	-	-	-	-	-	-	-	-	-
		Muslim Minority (Out of Total)	33	67	-	-	-	-	-	-	-	-	-	33	67
		Other Minority (Out of Total)	-	-	-	-	-	-	-	-	-	-	-	-	-
Certificate Courses Tally ERP9	3	Total	18	7	-	-	-	-	-	-	-	-	18	7	
		PWD (Out of Total)	-	-	-	-	-	-	-	-	-	-	-	-	-
		Muslim Minority (Out of Total)	18	7	-	-	-	-	-	-	-	-	-	18	7
		Other Minority (Out of Total)	-	-	-	-	-	-	-	-	-	-	-	-	-
Certificate Courses Domestic Electrical Solutions	3	Total	20	3	-	-	-	-	-	-	-	-	20	3	
		PWD (Out of Total)	-	-	-	-	-	-	-	-	-	-	-	-	-
		Muslim Minority (Out of Total)	20	3	-	-	-	-	-	-	-	-	-	20	3
		Other Minority (Out of Total)	-	-	-	-	-	-	-	-	-	-	-	-	-
Total number of students enrolled in Life Long learning												323			
Total number of female students enrolled in Life Long learning												194			
Total number of male students enrolled in Life Long learning												129			

Table 6.3- Grand Total:-

Total number of students enrolled in the Institution (Regular + Distance + Lifelong)	17235
Total number of female students enrolled in the Institution (Regular + Distance + Lifelong)	10135
Total number of male students enrolled in the Institution (Regular + Distance + Lifelong)	7100

Note:

PWD = Person with Disability

Other Minority = Christians, Sikhs, Buddhists, Parsis and Jains.

SC = Schedule caste

ST = Schedule Tribe

OBC: Various categories like RBA, SN, ALC, Sports, NCC, PH, OSJ, WUP, CDP.

**Table 6.4 - Number of Scholars awarded / registered for P.h.D. during 2020-21**

Name of School	Name of the Department / Centre	No. of Scholars registered	No. of Ph.D's Awarded
Social Sciences	Political Science	42	06
Social Sciences	Centre of Central Asian Studies	31	13
Social Sciences	Library & Information Science	10	03
Social Sciences	Shah i Hamdan Institute of Islamic Studies	15	04
Social Sciences	MERC	13	03
Social Sciences	Sociology	13	04
Social Sciences	Social Work	22	-
Social Sciences	History	56	05
Social Sciences	Institute of Kashmir Studies	9	
Biological Sciences	Clinical Bio Chemistry	18	04
Biological Sciences	Zoology	66	10
Biological Sciences	Botany	63	14
Biological Sciences	Bio Chemistry	16	05
Biological Sciences	CORD	45	8
Biological Sciences	Biotechnology	16	02
Biological Sciences	Bio Resources	4	01
Biological Sciences	Nanotechnology	10	
Arts Language & Literature	Kashmiri	12	12
Arts Language & Literature	English	16	07
Arts Language & Literature	Arabic	24	07
Arts Language & Literature	Linguistics	10	03
Arts Language & Literature	Persian	15	08
Arts Language & Literature	Sanskrit	2	
Arts Language & Literature	Urdu	16	9
Arts Language & Literature	Iqbal Institute of Culture & Philosophy	5	05
Arts Language & Literature	Hindi	11	04
Applied Science & Technology	Institute of Home Science	46	07
Applied Science & Technology	Computer Science	22	02
Applied Science & Technology	Electronics & Instrumentation Technology	25	04
Applied Science & Technology	Pharmaceutical Science	38	04
Applied Science & Technology	Food Science & Technology	10	02
Business Studies	Commerce	17	04
Business Studies	Management Studies	30	13
Business Studies	Economics	23	
Business Studies	Tourism management and Leisure Studies	6	
Earth & Environmental Sciences	Geography & Regional Development	58	02
Earth & Environmental Sciences	Geo informatics	1	02
Earth & Environmental Sciences	Earth Science	15	03
Earth & Environmental Sciences	Environmental Science	27	02
Physical & Mathematical Sciences	Physics	16	03
Physical & Mathematical Sciences	Mathematics	16	05
Physical & Mathematical Sciences	Chemistry	40	04
Physical & Mathematical	Statistics	21	05



Sciences			
Law	Law	9	06
Education & Behavioural Sciences	Education	35	12
Education & Behavioural Sciences	Psychology	13	02
School of open learning	DDE	31	02
IOT Zakura	Electrical Engineering	6	-
IOT Zakura	Electronics and Communication Engineering	2	-
IOT Zakura	Mechanical Engineering	1	--
North Campus	Computer Sciences	9	-
South Campus	English	3	-
South Campus	Management Studies	4	-
Total		1084	221

**Table 7.0 - Examination Results**(Number of Students passed / awarded degree during the year 1st October, 2020 to 30th September, 2021)**REGULAR MODE:-**

Programme	Discipline / Subject	Total Number of Students Appeared in Final Year		Total Number of Students Passed / Awarded Degree		Out of Total, Number of Students Passed with 60% or above	
		Male	Female	Male	Female	Male	Female
Master of Laws	LLM	6	9	3	6	–	–
LLB Bachelor Of Law / Laws	B.A. LLB 5 Year	127	113	78	82	75	82
L.L.B. Bachelor of Law or Laws	LLB 3 Years Supplementary Shift	–	–	–	–	–	–
L.L.B. Bachelor of Law or Laws	LLB	74	110	46	52	39	40
Ph.D. Doctor of Philosophy	Law	–	1	–	1	–	1
Ph.D. Doctor of Philosophy	Pharmaceutical Science	1	1	–	1	–	–
M. Pharma. Master of Pharmacy	Pharmaceutical Science	7	10	5	10	5	10
B. Pharma. Bachelor of Pharmacy	Pharmaceutical Science	12	21	11	21	11	21
M.Phil. Master of Philosophy	Home Science	–	–	–	–	–	–
M.Sc. Master of Science	Dietetics & Clinical Nutrition	–	10	–	10	–	7
M.Sc. Master of Science	Human Development	–	6	–	5	–	–
M.Sc. Master of Science	Extension & Communication	–	7	–	5	–	–
Ph.D. Doctor of Philosophy	Home Science	–	3	–	3	–	–
M.Sc. Master of Science	Food Science & Nutrition	–	13	–	10	–	6
Ph.D. Doctor of Philosophy	Food Science & Technology	1	2	1	2	–	1
M.Sc. Master of Science	Food Science & Technology	2	23	2	23	–	22
M.Phil. Master of Philosophy	Food Science & Technology	–	–	–	–	–	–
M.Sc. Master of Science	Electronics	18	6	13	6	–	–
M.Phil. Master of Philosophy	Electronics & Instrumentation Technology	–	–	–	–	–	–
Ph.D. Doctor of Philosophy	Electronics & Instrumentation Technology	3	–	3	–	1	–
M. Tech. Master Of Technology	M. Tech. (Embedded Systems & Solutions)	3	11	3	11	–	–
P.G. Diploma	Computer Science	–	–	–	–	–	–
M.Phil. Master of Philosophy	Computer Science	–	1	–	1	–	1
M.C.A. Master of Computer Applications	Computer Science	177	95	143	81	–	–
M. Tech. Master Of Technology	M. Tech. Computer Applications	9	13	9	13	–	–
Ph.D. Doctor of Philosophy	Computer Science	1	–	1	–	1	–
M.Sc. Master of Science	M.Sc. IT	50	27	30	15	–	–
Ph.D. Doctor of Philosophy	Clinical Bio Chemistry	1	–	1	–	–	–
M.Sc. Master of Science	Clinical Bio Chemistry	6	23	6	23	–	–
M.Phil. Master of Philosophy	Clinical Bio Chemistry	–	–	–	–	–	–
M.Sc. Master of Science	Bio Resources	3	15	3	15	–	–
Ph.D. Doctor of Philosophy	Bio Resources	–	–	–	–	–	–
M.Sc. Master of Science	Nano Technology	6	6	6	6	–	–
M.Sc. Master of Science	Zoology	20	37	20	36	–	–
M.Phil. Master of Philosophy	Zoology	–	–	–	–	–	–
Ph.D. Doctor of Philosophy	Zoology	3	3	3	3	–	–
M.Phil. Master of Philosophy	Centre of Research for Development	–	–	–	–	–	–
Ph.D. Doctor of Philosophy	Botany	6	5	6	5	–	–



Programme	Discipline / Subject	Total Number of Students Appeared in Final Year		Total Number of Students Passed / Awarded Degree		Out of Total, Number of Students Passed with 60% or above	
		Male	Female	Male	Female	Male	Female
M.Sc. Master of Science	Botany	28	30	28	30	–	–
M.Sc. Master of Science	Bio Chemistry	12	19	10	19	–	–
Ph.D. Doctor of Philosophy	Bio Chemistry	1	3	1	3	–	–
M.Sc. Master of Science	Bio Technology	7	7	7	7	–	–
Ph.D. Doctor of Philosophy	Bio Technology	–	1	–	1	–	–
M.Sc. Master of Science	Mathematics	104	53	86	46	–	–
Ph.D. Doctor of Philosophy	Mathematics	1	–	1	–	–	–
M.Sc. Master of Science	Physics	46	13	40	13	–	–
Ph.D. Doctor of Philosophy	Physics	1	1	1	1	–	–
M.Sc. Master of Science	Chemistry	38	24	38	23	–	–
Ph.D. Doctor of Philosophy	Chemistry	3	1	–	–	–	–
M.Sc. Master of Science	Statistics	29	31	27	31	–	–
Ph.D. Doctor of Philosophy	Statistics	1	3	1	3	–	–
Ph.D. Doctor of Philosophy	Commerce	4	1	4	1	–	–
M.Com. Master of Commerce	Commerce	47	31	32	23	–	–
M.A. Master Of Arts	Economics	50	29	44	29	–	–
Ph.D. Doctor of Philosophy	Economics	–	1	–	1	–	–
MBA Master of Business Administration	Master of Tourism & Hospitality Management	18	15	16	14	–	–
MBA Master of Business Administration	Master of Business Administration	122	72	99	67	–	–
MBA Master of Business Administration	Master of Integrated Business Administration	63	22	55	21	55	21
Ph.D. Doctor of Philosophy	Master of Business Administration	3	10	3	10	–	–
MFM Master of Financial Management	Master of Finance & Control	27	7	15	4	–	–
M.Sc. Master of Science	Disaster Management	12	6	11	5	–	–
M.Sc. Master of Science	Geography & Regional Development	25	15	19	12	–	–
M.Sc. Master of Science	Environmental Science	10	14	9	14	–	–
Ph.D. Doctor of Philosophy	Environmental Science	2	–	2	–	–	–
P.G. Diploma	Hindi	–	–	–	–	–	–
M.A. Master Of Arts	Hindi	2	7	2	7	2	7
Ph.D. Doctor of Philosophy	Hindi	–	–	–	–	–	–
M.A. Master Of Arts	English	62	98	43	87	33	71
Ph.D. Doctor of Philosophy	English	3	3	3	3	–	–
Ph.D. Doctor of Philosophy	Persian	2	–	2	–	–	–
M.A. Master Of Arts	Persian	7	35	6	33	2	26
Diploma-Diploma	Kashmiri	–	–	–	–	–	–
M.A. Master Of Arts	Kashmiri	18	55	17	54	8	47
Ph.D. Doctor of Philosophy	Kashmiri	–	–	–	–	–	–
Ph.D. Doctor of Philosophy	Iqbal Institute of Culture & Philosophy	2	1	2	1	–	–
M.A. Master Of Arts	Sanskrit	–	–	–	–	–	–
Ph.D. Doctor of Philosophy	Sanskrit	–	–	–	–	–	–
M.A. Master Of Arts	Urdu	70	129	60	113	–	–
M.A. Master Of Arts	M. A. Urdu Supplementary Shift	–	–	–	–	–	–
Ph.D. Doctor of Philosophy	Urdu	3	2	3	2	–	–
M.A. Master Of Arts	Linguistics	10	20	6	19	6	19
Ph.D. Doctor of Philosophy	Linguistics	1	1	1	1	–	–
Ph.D. Doctor of Philosophy	Arabic	3	2	3	2	–	–



Programme	Discipline / Subject	Total Number of Students Appeared in Final Year		Total Number of Students Passed / Awarded Degree		Out of Total, Number of Students Passed with 60% or above	
		Male	Female	Male	Female	Male	Female
M.A. Master Of Arts	Arabic	29	47	25	41	19	35
Certificate-Certificate	French	2	1	–	–	2	1
Certificate-Certificate	German	7	1	–	–	3	–
Certificate-Certificate	Russia	2	1	–	–	1	1
M .P.Ed. Master of Physical Education	Master of Physical Education	47	78	46	74	–	–
B.Ed. Bachelor of Education	B.Ed.	79	14	71	11	–	–
M.A. Master Of Arts	Education	46	99	44	96	–	–
Ph.D. Doctor of Philosophy	Education	8	3	8	3	–	–
M.Ed. Master Of Education	M.Ed.	–	–	–	–	–	–
Ph.D. Doctor of Philosophy	Psychology	1	0	1	–	–	–
M.A. Master Of Arts	Psychology	13	52	13	52	–	–
Ph.D. Doctor of Philosophy	Media Education Research Centre MERC	–	2	–	2	–	–
M.A. Master Of Arts	Media Education Research Centre MERC	21	9	16	9	–	–
Ph.D. Doctor of Philosophy	Shah-i-Hamdan (RA) Institute of Islamic Studies	2	1	–	–	–	–
M.A. Master Of Arts	Shah-i-Hamdan (RA) Institute of Islamic Studies	27	28	26	27	–	–
Ph.D. Doctor of Philosophy	Library & Information Science	1	1	1	1	–	–
M.A. Master Of Arts	Library & Information Science	30	15	29	15	–	–
M.A. Master Of Arts	Political Science	51	31	50	30	–	–
Ph.D. Doctor of Philosophy	Political Science	2	1	2	1	–	–
Ph.D. Doctor of Philosophy	UNESCO Madanjeet Singh Institute of Kashmir Studies	–	–	–	–	–	–
M.A. Master Of Arts	Sociology	29	36	28	34	–	–
Ph.D. Doctor of Philosophy	Sociology	3	–	3	–	–	–
M.A. Master Of Arts	Archaeology	–	–	–	–	–	–
M.A. Master Of Arts	History	98	56	90	53	–	–
M.A. Master Of Arts	M.A. History Supplementary Shift	–	–	–	–	–	–
Ph.D. Doctor of Philosophy	History	2	–	2	–	–	–
Ph.D. Doctor of Philosophy	Social Work	–	–	–	–	–	–
M.A. Master Of Arts	Social Work	11	26	10	25	–	–
Ph.D. Doctor of Philosophy	Geography & Regional Development	2	1	2	1	–	–
M.Sc. Master of Science	Applied Geology Science	12	12	12	11	–	–
Ph.D. Doctor of Philosophy	Geo Informatics	–	–	–	–	–	–
M.Sc. Master of Science	Geo Informatics	7	7	5	5	–	–
Ph.D. Doctor of Philosophy	Applied Geology	3	–	3	–	–	–
M.A. Master Of Arts	Gender Studies	–	–	–	–	–	–
M.Sc. Master of Science	Microbiology	–	0	5	7	–	–
Ph.D. Doctor of Philosophy	Centre Of Sheikh Ul Alam Studies	–	–	–	–	–	–
Ph.D. Doctor of Philosophy	Centre Of Central Asian Studies	8	2	5	2	–	–

Total Number of Students Appeared in Final Year Examination:-

3773

Total Number of Students Passed / Awarded Degree in Regular Mode:-

3233

Total Number of Female Passed / Awarded Degree in Regular Mode:-

1646

Total Number of Male Passed / Awarded Degree in Regular Mode:-

1587

**Table 7.1- Examination Results Programmes under Distance Mode:-**

Programme	Discipline / Subject	Students Appeared in Final Year		Students Passed / Awarded Degree		Students Passed with 60% or above	
		Male	Female	Male	Female	Male	Female
M.A. Master of Arts	Education	–	–	–	–	–	–
M.A. Master of Arts	English	4	15	1	5	–	–
M.Com Master of Commerce	Commerce	32	70	3	15	–	–
B.Ed. Bachelor of Education	Education	3839	4527	2895	3646	–	–
Diploma-Diploma	PrePrimary Teacher Training Programme	3	20	3	20	3	20
Certificate-Certificate	Kashmiri Language	–	–	–	–	–	–
P.G. Diploma	Business Administration	14	10	11	4	8	3
P.G. Diploma	Business Entrepreneurship	–	5	–	4	–	4
M.Sc. Master of Science	Mathematics	31	54	–	1	–	–
M.A. Master of Arts	Economics	7	16	–	3	–	–
M.A. Master of Arts	Urdu	50	145	15	43	–	–
P.G. Diploma	Tourism Management	24	15	24	11	19	11
P.G. Diploma	Web Designing	10	6	7	6	6	6
P.G. Diploma	Computer Applications	53	35	45	31	31	29
P.G. Diploma	Home Science	1	8	1	8	1	8
P.G. Diploma	Cyber Law	36	9	25	7	19	6
M.Ed. Master of Education	M.Ed.	–	–	–	–	–	–
M.A. Master of Arts	Islamic Studies	–	–	–	–	–	–

Total Number of Students Appeared in Final Year Examination:-

9039

Total Number of Students Passed / Awarded Degree in Distance Mode:-

6834

Total Number of Female Passed / Awarded Degree in Distance Mode:-

3804

Total Number of Male Passed / Awarded Degree in Distance Mode:-

3030



Scholarships and Fellowships

Table 8.0 Scholarships

Category	Number of Students Receiving Government Scholarships through (NSP)										Remarks
	General Category		Scheduled Caste (SC)		Scheduled Tribe (ST)		Other Backward Classes (OBC)		Total		
	Male	Female	Male	Female	Male	Female	Male	Female	Male	Female	
Total	512	462	–	–	37	11	12	4	561	477	
PWD(out of Total)	–	–	–	–	–	–	–	–	–	–	
Muslim Minority (Out of Total)	512	462	–	–	37	11	12	4	561	477	
Other Minority (Out of Total)	–	–	–	–	–	–	–	–	–	–	

Table 8.1- Fellowship

Category	Number of Students Receiving government Scholarships										Remarks
	General Category		Scheduled Caste (SC)		Scheduled Tribe (ST)		Other Backward Classes (OBC)		Total		
	Male	Female	Male	Female	Male	Female	Male	Female	Male	Female	
Total	544	390	–	–	–	–	–	–	544	390	
PWD(out of Total)	3	1	–	–	–	–	–	–	3	1	
Muslim Minority (Out of Total)	540	389	–	–	–	–	–	–	540	388	
Other Minority (Out of Total)	1	1	–	–	–	–	–	–	1	1	

Table 8.2 - Various other Scholarships / Student aid fund provided to the students during the year

Department	Type	Amount	Number
Bio-Technology	Department of Biotechnology , Govt of India provide studentship	Rs.5,000.00	15
Centre of Research for Development (CORD)	University Scholarship PG students	Rs.1,000.00	2
Centre of Research for Development (CORD)	DST M.Phil WOS A Fellowship	Rs.40,000.00	1
Centre of Research for Development (CORD)	MANF-JRF	Rs.3,960.00	4
Centre of Research for Development (CORD)	ICMR-JRF	Rs.35,960.00	1
Centre of Research for Development (CORD)	ICMR-SRF	Rs.40,000.00	2
Centre of Research for Development (CORD)	CSIR-JRF	Rs.35,960.00	6
Centre of Research for Development (CORD)	UGC-JRF	Rs.35,960.00	1
Centre of Research for Development (CORD)	CSIR-LACONES CCMB project	Rs.29,000.00	1
Commerce	Departmental scholarship	Rs.5,000.00	6
Computer Sciences	Student Aid Funds	Rs.22,000.00	2
Computer Sciences	Corpus Funds	Rs.9,525.00	4
Directorate Of IT&SS	Entrance Merit Scholarships	Rs.6,000.00	2



Earth Sciences	Merit scholarship	Rs.10,000.00	2
Electrical Engineering IOT Zakura	Financial Aid Corpus	Rs.47,275.00	2
Electrical Engineering IOT Zakura	Labour Commission Scholarship	Rs.50,000.00	5
Electrical Engineering IOT Zakura	Scholarship for Disabled Students	Rs.50,000.00	2
Electrical Engineering IOT Zakura	Scholarship for Social Welfare	Rs.33,000.00	4
Electronics & Instrumentation Technology	Gate Scholarship	Rs.1,44,000.00	3
Electronics & Instrumentation Technology	Post Metric (Social Welfare)	Rs.25,000.00	11
Electronics & Instrumentation Technology	JRF	Rs.4,31,520.00	11
Environmental Science	PG Entrance Topper	Rs.12,000.00	1
Environmental Science	PG I semester Topper	Rs.12,000.00	1
Environmental Science	PG III semester Topper	Rs.12,000.00	1
Food Science & Technology	Research Associate (CSIR)	Rs.54,520.00	1
Food Science & Technology	Research Associate (ICMR)	Rs.54,520.00	1
Food Science & Technology	Senior Research Fellow (ICMR)	Rs.42,600.00	2
Geography & Regional Development	University Scholarship	Rs.60,000.00	6
Geography & Regional Development	University Merit Scholarship	Rs.12,000.00	12
Geography & Regional Development	UGC JRF,SRF, MANF JRF, ICSSR	Rs.35,000.00	47
Geography & Regional Development	Corps Aid Fund	Rs.22,000.00	3
Geography & Regional Development	JK Scholarship (Category)	Rs.14,000.00	15
Geoinformatics	PG Merit Scholarship	Rs.48,000.00	4
Geoinformatics	Students Aid Corpus Fund	Rs.22,000.00	1
Geoinformatics	PhD Stipend	Rs.1,20,000.00	2
Iqbal Institute of Culture & Philosophy	Ph.D Scholarship	Rs.18,709.00	3
Linguistics	Scholarship	Rs.60,000.00	8
Mathematics	Nil	Rs.0.00	0
Media Education & Research Centre (MERC)	University Scholarship for topper in entrance test of M.A	Rs.12,000.00	2
Persian	JRF	Rs.22,000.00	4
Pharmaceutical Sciences	Alumni Scholarships	Rs.11,500.00	5
Pharmaceutical Sciences	M.Pharm GPAT Ist Year	Rs.12,400.00	7
Pharmaceutical Sciences	M.Pharm GPAT 2nd Year	Rs.12,400.00	11
Physics	PHD Fellowship	Rs.60,000.00	4
Political Science	students Aid Fund	Rs.22,000.00	5
Shah-I-Hamdan Institute of Islamic Studies	Financial Assistance	Rs.22,000.00	4
Social Work	Merit cum Means	Rs.1,000.00	1
Statistics	Merit Scholarship	Rs.12,000.00	2
Zoology	Merit Scholarship (MSc Students)	Rs.24,000.00	4

**Table 9.0 - Infrastructure developed by the Departments / Centres during the year**

Department	Resource	No. Available	Number Added during the year	Cost of Added in Rupees
Bio-Chemistry	Research Equipments	100	33	1,00,00,000.00
Bio-Chemistry	Overhead Projectors	3	0	
Bio-Chemistry	Benches and stools		46	28,70,000.00
Bio-Resources	Water Cooler and Purifier	0	1	89,000.00
Bio-Resources	Power backup	0	1	1,63,000.00
Bio-Resources	AC installed in Classroom	0	1	95,000.00
Bio-Resources	Seating arrangement for Research Scholars	5	25	70,000.00
Bio-Resources	Library Lockers for Books	3	4	60,000.00
Bio-Resources	Podium	2	1	46,000.00
Botany	Microscopes, Refrigerated centrifuge and Refrigerator			4,46,758.00
Centre of Research for Development (CORD)	Nanodrop	0	1	4,75,000.00
Chemistry	Lab Instruments for M.Sc. Students	35	48	7,50,000.00
Clinical Bio-Chemistry	Infrastructure & Lab. Instruments	15	0	
Clinical Bio-Chemistry	Computers & OHPs	14	0	
Computer Sciences	Servers	2	0	
Computer Sciences	Servo Stabilizer	1	0	
Computer Sciences	Computer Systems	70	0	
Directorate Of Distance Education	laptops/ computers other accessories	122	59	12,03,984.00
Directorate Of IT&SS	Optical Fibre and Allied items (For Networking)			9,61,855.00
Directorate Of IT&SS	Batteries and HDMI Cable			1,49,956.00
Directorate Of IT&SS	Computers and Cartridges			15,96,208.00
Electronics & Instrumentation Technology	Equipment	290	25	20,00,000.00
Environmental Science	Spectrophotometer Liability (Rs. 2 Lakh)	2	1	2,00,000.00
Food Science & Technology	Electro spinner		2,020	37,50,000.00
Food Science & Technology	Freeze Drier		2,020	11,50,000.00
Food Science & Technology	Refrigerated Centrifuge		2,020	6,00,000.00
Geography & Regional Development	H198194 Water Quality Kit(PH/EC/DO) Code: 90275090	0	1	1,17,267.00
Geography & Regional Development	Soil Analyser		1	42,000.00
Geography & Regional Development	Hydraulic conductivity meter		1	42,000.00
Geography & Regional Development	Automatic Water level meter		1	92,000.00
Geo-informatics	Lab Infrastructure	8	10	1,00,00,000.00
Home Science	Establishment of Conference Room	0	0	83,800.00
Law	Computers, water purifiers	67	3	1,25,000.00
Library & Information Science	Computer	47	5	2,26,000.00



Linguistics	Smart Classes	3	0	0.00
Linguistics	Air Conditioners for Rooms	2	0	0.00
Linguistics	Projectors	3	0	0.00
Media Education & Research Centre (MERC)	T.V studio (PD and Still Cameras /studio Lights)	1		
Media Education & Research Centre (MERC)	Radio Lab/studio (Editing Suite)	1		
Media Education & Research Centre (MERC)	Smart Class Room (Projector and screen)	1		
North Campus Computer Sciences & Engineering	PCs	70	10	4,75,270.00
Social Work	Furniture, Laptops, Projectors, LCD, PC's /Water Purifier, UPS.		2	2,02,439.00
Statistics	Computers	72	2	1,89,810.00
Statistics	Xerox Machine	2	1	1,99,000.00
Statistics	Chairs	88	25	99,377.00
Management Studies	Desks	365	0	
Management Studies	Ac's	14	0	
Management Studies	Photocopiers	5	0	
Management Studies	Computers/Laptops	98	0	
Management Studies	Projectors (LCD / LED)	11	0	
Management Studies	Printers	30	0	
Urdu	Multi Media Projectors	3	0	
Urdu	Computers	18	0	
Zoology	No. of Equipments / Instruments	32	6	8,10,645.00

**Table 9.1 – Major Infrastructure / equipments available at Allama Iqbal Library**

S.No	Particular	Quantity
1.	Books	6,36,000
2.	Journals (Backvolumes)	56,513(approx.)
3.	Manuscripts	415
4.	Rare books	1,442
5.	Thesis & dissertations	1,435
6.	Microfilms	215
7.	Digitized books	17500(approx.)
8.	Microfiche	15
9.	DVD/CD- Roms	545
10.	Daisy - digital talking books	165
11.	Braille/talking book collection	
12.	Servo Stabilizer	2
13.	Laptop	9
14.	UPS's	13
15.	Scanners/Barcode Scanners	12
16.	Tagging Station	5
17.	Card Printers	2
18.	Attendance Machine	4
19.	Projectors	3
20.	Interactive Screen	1
21.	Aqua Guards/Kent	4
22.	Notice Board/iron Notice stand	10
23.	Digital Signages	3
24.	LCD TV's	5
25.	RFID Self check Stations	2
26.	Elevator System	1
27.	Central Heating Plant	1
28.	Gen Sets	20 KVA-01; 125KVA-02
29.	RFID Flap barriers	3
30.	Video-conferencing	1
31.	Servers	5
32.	Electronic Slogan Board	1
33.	Projector Screen	1
34.	Computer chairs/Reading Table Chairs	670
35.	Computer Tables	35
36.	Plastic Chairs	151
37.	Rreading Tables	88
38.	Security check station	1
39.	Sensor gate	dual lane
40.	In House Server Room	1



Table 9.2- Major equipment available in the Departments / Centres

S. No.	Name of Department / Directorate/ Centre	Major Equipments	Name of Laboratory	Quantity
1	ALLAMA IQBAL LIBRAY	Computer systems	Browsing Centre	22
		Computer systems	Centre for Visually Impaired	12
		Scanners		09
		Daisy Players		20
		Zoom EX Instant Reader		01
		Wired Headphones		30
		Computer systems	E- Recourse Centre	19
2	BIOTECHNOLOGY	1. Cell culture incubator, New Brunswick 2. InfraRed Scanner, Licor, Odyssey 3. Luminometer, Berthold 4. Cell Sonicator, Cole Palmer 5. Speed Vac Concentrator, Thermo Scientific 6. Thermal cycler, Takara, Japan 7. Refrigerated Centrifuge, Eppendrof	Protein translational Regulation Lab.	
		1. Ultracentrifuge, 2. Automatic Nucleic acid Analyzer, 3. Fast Protein 4. Liquid Chromatography (FPLC) System, 5. Thermocycler	Genome organization Lab.	
		1. Real Time PCR (Roche) 2. PCR (takara) 3. PCR (Bio-Rad) 4. Isoelectric Focusing (Hoefer) 5. Centrifuge (hoefer) 6. Centrifuge (eppendrof) 7. Centrifuge (BioRad) 8. Ultra-Low Freezers (Thermo) 9. Ultra-Low Freezers (Blue Star) 10. Carbon dioxide incubator 11. Microscope (Olympus) 12. Biosafety cabinet (ESCO)	Immunobiology Lab,	
		1. Chemiluminescence Gel Documentation System 2. Fluorimeter 3. Biosafety cabinet for 4. cell culture 5. CO ₂ Incubator 6. Deep Freezer (-80 O C) 7. Centrifuge	Signal Transduction Laboratory	
		1. Fluorescence-activated cell sorting (FACS) 2. Olympus Stereo Microscopes	Molecular genetics lab	
		-80 Deep freezer		1
		2-Dimensional gel apparatus		1
		2-Dimensional Gel Electrophoresis		1
		Accessories for LI-6400XT Portable system		1
		Autoclave		1
		Automatic weather station		2



3	BOTAY	BOD		3
		Centrifuge		4
		Cold Centrifuge		1
		Conductivity meter		1
		Distillation unit		1
		Elemental Analyses for carbon		1
		Gas Chromatograph		1
		Gel Doc		1
		Herbarium Mobile Compactors		32
		Hot Oven		2
		Incubator		2
		Laminar air flow		1
		Laminar hood		1
		Magnetic stirrer		1
		Microbial Biolog system		1
		Microscope with microphotographic attachment		1
		Milli Q Water purification system		1
		Nanodrop		1
		Oven		6
		pH meter		3
		Real time PCR		1
		Refrigerator		5
		Refrigerated centrifuge		1
		Refrigerator (4oC)		1
		Simple Light Microscope		1
		Spectrophotometer		1
		Stereozoom Microscope		1
		Thermo-cycler		2
		Ultra Low Freezer		3
		UV illuminator		4
		UV-VIS Spectrophotometer		1
		Vertical Gel Apparatus		1
W. Balance		1		
Water bath		1		
Weighing Balance		1		
		Major Equipments	Minor Equipments	P.G. Lab
		Double Distillation Unit	Sox Let Apparatus	
		BOD Incubator (-600 ^o C)	Vortex	
		Water Bath thermostatically controlled	Balances: i)Analytical Balance ii)Digital Balance iii)Bringer Balances along weights Microscope: i)Students Microscope HAS	
		Hot air oven with PID digital indicator	Hot Plates	



4	BIO RESOURCES	Refrigerator along with stabilizer	Vacuum Pump	Research Lab
		Fermentation unit (PID Temp. Etc.)	Colorimeter	
		Ice Flakers	Heating Mantle with energy regulator	
		Water Bath tempo	Hot Plates (02)	
		Autoclave Vertical	Micro Centrifuge Minispin	
		Incubator Shaker Multiple Clip Holder 5KV Servo Stabiliser	pH Meters	
		Deep Freezer	Digital Balance	
		Thermal Cycler and Accessories	A Micro pipette set	
		Laminar Air Flow	Analytical Balance	
		Spectrophotometer	Premium Pipettes	
		-20°C Cold Storage		
		-80°C Cold Storage		
		Electrophoresis with power pack		
		Spectrophotometer		
		Hot air oven with PID digital indicator		
		Laminar Air Flow		
		PCR Master Cycler		
		Gel Documentation System		
		Remi Quick Freezer vertical with stabiliser		
		Centrifuge	Single Channel Premium Pipettes Single Channel	ACTC Lab
		Florescence Microscope		
		Trinocular Olympus with camera and accessories		
		Air jacketed co2 Incubator		
		Inverted Trinocular tissue culture Microscope		
		CO2 Cylinders 35kg		
		Liquid Nitrogen Tank		
		Refrigerators (Big)		
		Hot Air Oven		
	1. Spectrofluorimeter 2. HPLC Shimadzu 3. TGA/DTA, S. Germany 4. Microwave Synthesizer, Anton Paar	Common Equipment Lab		



5	CHEMISTRY	5. FT IR, Agilent 6. Spectrofluorimeter, Shimadzu 7. DLS, Anton Paar		
		1. Rheometer, Anton Paar 2. Tensiometer, Kruss 3. Density meter, Anton Paar 4. Spectrofluorimeter with temp control and anisotropy, Agilent 5. Stopped flow Kinetic UV visible spectrophotometer, Agilent 6. HPLC with Fluorescence detector and automatic sampler, Agilent	Soft matter Research lab	
		1. Potentiostat Autolab, Metrohm 2. SECM 3. UV-Visible Spectrophotometer, Perkin Elmer 4. Tube Furnace 5. Xenon Lamp photochemical setup 6. Rotary Evaporator	Electro Chemistry Lab	
		1. UV-Visible-NIR, Shimadzu 2. Versa Stat, Electrochemistry 3. Server 10 Core System	Bioinorganic / Biophysical and Computational Lab	
		1. UV-Visible Spectrophotometer, Shimadzu 2. Optical Microscope	Crystal Engineering Lab	
		Computer Core i3 & i5	Computer Lab	25
	CLINICAL	Protein Purification System	Research Lab	
		Fluorescence Spectrophotometer		
		UV/Vis Spectrophotometer with peltier		
		Refrigerators		05
		Refrigerated Centrifuge		
		Weighing Balance		02
		Shaker		02
		Centrifuge		02
		Magnetic Stirrer		03
		Double Beam Spectrophotometer		
		Soxhlet Extractor		02
		Heating Mantle		02
		UV Chamber		
		pH Meter		02
		Sonicator		
		Vortex		
		Electrophoretic Apparatus		04
		Thermocycler		
		Tissue Homogenizer		02
		Microwave Oven		
		Incubator		
		Mini Incubator		
		Microscope		
		Mini Centrifuge		
		Mini spin		



6	BIOCHEMISTRY	Mini Waterbath	Research Lab	
		Double distillation water plant		
		Deep Freezer (-80)		
		Shaking incubator		
		Gel Doc		
		ELISA		02
		UV hood		
		Water purification system		
		Freezer (-20)		02
		RT-PCR		
		Western Blot		02
		Haematological Analyzer		
		Semi Auto Biochemical Analyser		02
		SDS PAGE		02
		Vacuum Pump		
		Heating Top	PG Lab	
		Centrifuge		
		Thermal Cycle		
		Spectrophotometer		
		CBC Analyser		
		Water bath		
		Cooling Centrigue		
		Incubator		
		Single Distillation Unit		
		Mantle		03
		Microscope		02
		Double distillation Unit		
Photometer				
Vortex				
Photometer				
7	DDE	Desktops	Computer Lab	15
		Printer		05
		Overhead Projector		05
		E-Podium		01
8	EARTH SCIENCE	GPR, CGPS's, Broadband (seismometer)	Seismological Lab	
		Spectrophotometer, Fluorimeter, Dionex Ion-chromatographer, RAD 7 Radon Meter, Flame photometer	Hydrological Lab	
		Jaw Crusher, Ball Mill	Geochemistry Lab	
9	ECONOMICS	Computers	Computer Lab	07
		1.FRED Workstation 2. IoT Evaluator Kit (Libelium Evaluator Kit WEVAKIT) 3. Spartan SP701 Evaluation Kit 4. FPGA Plateform for IOT 5. ARM Kits	Network Security and Digital Forensics Lab	
		6.Wayne Kerr Impedance Analyzer 6500B (20 MHz) 7. Tektronix Mixed Domain Oscilloscope MDO 3000 (500 MHz) 8. VCU118 FPGA Evaluation Kit 9. Spartan SP701 Evaluation Kit	IC-NANO (Integrated Circuits and Nanoelectronics) Lab	



10	Electronics & Instrumentation Technology	10. HBL DSP Development Kit 11. Spectrum Analyzer DSA-815 12. Logic Analyzer LA 36100 13. Digital Storage Oscilloscope DSO X2022A 14. Function Generator AFG 302-1B		
		15. Network Analyzer 16. Bit Error Ratio Test Solution Kit 17. Software Defined Radio 18. Anechoic Chamber with Horn Antennas (44 GHz). 19. Keysight 16863A Logic Analyzer 20. Zynq ZC706 FPGA Evaluation Board 21. Zynq Ultra ZCU104 FPGA Evaluation Board 22. Virtex -7 FPGA VC707 Evaluation Board	SPACE (Signal Processing and Communication Engineering) lab	
11	EMMRC	Cinema Series Camera Mark ii, with Sandisk Card 512GB with reader with accessories	Studio Lab	01
		LED Light Leksa		04
		SDI HDMI Converter		02
		2 Ton AC Mitsubishi		02
		Lapel Mic Capsule		01
		2 Ton AC Mitsubishi		01
		Talkback System Wireless Hollyland	PCR	02
		Macpro Tower 3.5G with 8TB Pegasus HDD, Curved Display LG, Dexcklink Studio 4K capture card, thunderbolt 3 to thunderbolt 2 cable, adobe cc team licence Editing System	Editing Suit	01
		1 TB Harddisk		01
		2 TB Harddisk		03
		8 TB Harddisk		01
		Battery Bank	Electric Room	30
		JVC make Blue Ray Disc Recorder	Central Apparatus Room	01
		Network attached storage- infortend 32TB		01
2 Ton AC Mitsubishi	Library	01		
		Real Time PCR	Food Biotechnology Lab	
		Laminar Flow		
		Bacteriological Incubator		
		Refrigerator		
		Microscopes		
		Autoclave		
		Shaking Incubator		
		Water Bath Shaker	Food Chemistry Lab	
		Oven		
		Fat Analyser		
		Mini Centrifuge		
		Tissue Homogenizer		
		UV- Visible Spectrophotometer		
		Mili-Q Water Purification System		
Micro plate Reader				



12	FOOD SCIENCE & TECHNOLOGY	HPLC System	Food Biopolymer Lab	
		Texture Analyser		
		Ultrasonic Cleaner		
		Centrifuge		
		Evaporator		
		Refrigerator		
		Centrifuge	Food Bioactive Lab	
		Fat Extractor		
		Viscoanalyser (RVA)		
		Freeze Dryer		
		Electro Spinning (E-Spin)		
		Laminar Flow	Cell Culture Lab	
		CO ₂ Incubator		
		Inverted Microscope		
		Lisa Scan EM		
		Fridge (-40 ⁰ C)		
		FTIR		
		DSC		
		Gel Doc Imager		
		Ice cream Making Machine	Pilot Plant	
		Rice Dehuller		
		Microwave Vacuum Dryer		
		Fermentor		
		Pickle Mixer		
		Solar Dryer		
		Freeze Dryer		
		Polisher		
		Baking Oven		
		Planetary Mixer		
		Meat Mincer		
		Bread Moulds		
		Dough sheeter		
		Bottle filling machine		
		Double Seamer		
		Vacuum Packaging Machine		
		Shrink Wrapping Machine		
		Bottle Washer		
		Can Flanger		
		Furnace		
		Fruit Pulper		
		Lug Cap Sealer		
		Crown Corking Machine		
		Can Body Reformer		
Milk Homogenizer				
Mixer Juicer				
Caning Retort				
Steam Jacketed Kettle				
Computers	Language Lab	09		
Projector		01		
Scanner cum Printer		01		



13	FOREIGN LANGUAGE	Printers		02
		Laptops		04
		DVD		03
		VCP		01
		Television Sets		02
		Tape Recorders		02
		Typewriter (French Language)		01
14	Geography & Disaster Management	Computers with Software's	Remote Sensing & GIS Lab	35
		Server CPU Machine IBM System X3400		01
		Mirror Stereoscope with 3 set stereopair Images		06
		Trimble GeoXT Geo Explorer 2008 Series Global Positioning System		01
		Leica Zeno GS 05 Differential Global Positioning System		01
		Handheld Global Positioning System GPS		16
		HP Design jet Plotter Z6200		01
		Vidar Surveyor Scanner 600 E	Land Surveying Lab	01
		Topcon-GPT -750 Series Pulse Total Station		01
		Topcon-GTS -235N Electronic Series Total Station		01
		Total Station (FOIF RTS 352)		04
15	HOME SCIENCE	Muffle Furnace	Biochemistry Lab	01
		Laminar Air Flow		01
		Hot Air Oven Large		01
		Hot Air Oven Medium		01
		Bomb Calorimeter (Digital)		01
		Hot Plates		02
		Vortex Mixer		01
		Pipetus		02
		Monocular Microscope		03
		Colorimeter		03
		Centrifuge (Tc450 D) (ELTEX)		02
		Research Centrifuge (Remi)		01
		UV-Vis Spectrophotometer		01
		Magnetic Stirrer		01
		pH Apparatus		02
		Top Load Balance		01
		Analytic Balance		01
		Double Distillation Plant		01
		Soxhlet Apparatus		01
		Eppendorf Pipette		02
		Skinfold Calipper		02
		Bottle top Dispenser		02
		Portable Refractometer		03
Geyser	01			
Water Bath	01			
BP Apparatus	01			
		Thematic Apperception	Human Development Lab	01
		Children Apperception Test		01



	HOME SCIENCE	Rorschach Inkblot Test		01
		Cattle's 16 Personality Factor		01
		Maudsley's Personality Inventory (M.P.I.)		01
		High School Personality Questionnaire		02
		Baqer Mehdi's Test of Creativity		01
		Passi Test of Creativity		02
		Group Test of Intelligence		01
		Bhatia's Battery Performance Test of Intelligence		01
		Malin's Intelligence Scale for Indian Children		01
		Weschler's Adult Intelligence Scale Test		01
		Raven's Progressive Matrices (Standard Progressive Matrices)		01
		Differential Aptitude		01
		General Classroom Achievement Test		01
		Parent Child Relationship Scale		01
		Desktop	Computer Lab	07
		Laptop		02
		Over Head Projector		05
		16	HISTORY	DSLR-Nikon 5600 Camera
		All in One Computer (Dell)		
		Recorder : Tescan 01, Zoom 01, and Minor 02		
17	ISLAMIC STUDIES	Computer systems	Computer Lab	06
18	IT&SS	Interactive Smart Board / Monitor	Room No 102	45 Computers
		Interactive Smart Board / Monitor	Room No 104	45 Computers
		Nil	Room No 109	35 Computers
19	LAW	Computers		15
		Printing Machine / Xerox		01
		Inverter		01
		Online UPS		01
20	LIBRARY & INFORMATION SCIENCE	Computers (Faculty rooms / Office / Library)	Computer Lab	53
		Scanners		01
		Printers (Faculty Rooms / Computer Labs/ Office)		15
		Projectors (Classrooms / Library)		04
21	MANAGEMENT STUDIES	Computers	MBA Block	22
			IMBA Block	24
		Nikon		03
		DSLR D-90		06
		Large Tripod Stand		05
		Small Tripod Stand		06
		Portable Reflector		02
		Sony /IC Recorder		13
		Zoom Audio Recorder		02
		Cordless Microphone Studio Master		01 Pair
		P D Camera Charger		01



22	MERC	Pico Charger	Main Studio	01	
		Teleprompter Samvad		01	
		XLR Connector Male / Female		02	
		Sony DSR, PD177 Camera		03	
		Steadicam		01	
		Camera slider		01	
		Chroma Stand with chromo color sheet		01	
		Camera Canon 5D Mark III		01	
		(Studio Cables / Connectors for Cameras) XLR to XLR + XLR to TR			
		Talk back system for Video Studio		01Set	
		Studio Lights LED Professional for Chromo with 6feet stands (hako)		03	
		Sony Camera with Lens FX3		01	
		Canon 4K Camcorder		03	
		Stands for Mic		04	
		Audio Interface Yamaha Behringer	01		
		Headphone Junction Behringer	01		
		Music keyboard with stand (Casio)	01		
		MIDI Instrument – M Audio	01		
		Powered Yamaha Stage Pass Sound System	01		
		Script holder	01		
		Holder for Sennheiser Condenser Mic	01		
		Sound Craft Audio Mixer	01		
		M-Audio BX5 Monitors	01		
		Pop Up filter	03		
		Assembled PC for Radio Studio	01		
		Sennheiser Dynamic Microphone	04		
		Headphone	04		
		Condenser Microscope	01		
		Apple IMAC System Desktop	Editing Room	01	
		Mac Pro 6 Xenon Intel Cylindrical		01	
		LED Display Dell 27		01	
		Keyboard / Mouse (Apple)		01Each	
			M.Sc. Nanotechnology Lab	Shamadzu UV- Visible Spectrophotometer	
				Muffle Furnace	
	Tube Furnace				
	Hydrothermal Autoclaves				
	Cole Parmer Melting point Apparatus				
	IKA Rotary Evaporator with chiller and vacuum pump				
	Electrophoresis (vertical & Horizontal) Apparatus				
	Remi Routine Centrifuge				
	Cole Parmer Micro Centrifuge				
	PH Meter				
	Weighing Balance				
	Digital Water bath				
	Hot Air Oven				
	Autoclave				



23	NANO TECHNOLOGY	FTIR	Interdisciplinary Nanotechnology Research Lab			
		Electrospinning Apparatus-02				
		Contact Angle				
		Tensile Tester				
		Shimadzu UV- Visible Spectrophotometer-02				
		UV-Illuminator				
		Viscometer				
		Anton Paar Microwave System				
		Agilent Photoluminescence Spectrophotometer				
		Spray dryer				
		ELISA Microplate Spectrophotometer				
		Chemi-doc				
		Laminar Air Flow-02				
		Biosafety Hood				
		IKA Probe Sonicator				
		Cole Parmer Ultrasonication bath				
		IKA Homogenizer				
		Eppendorf CO2 Incubator				
		Thermo Refrigerated Centrifuge				
		Thermo Refrigerated Microbiology Incubator				
		Cole Parmer Chiller for rotary evaporator				
		Leica Stereo zoom microscope with camera			Interdisciplinary Nanotechnology Research Lab	
		Phase -Contrast Microscope				
Electrophoresis & Blotting Systems-02						
Remi Routine Centrifuge						
Shamadzu Weighing Balance						
Hot Air Oven						
-80°C Deep Freezer						
-20 °C Freezers-02						
Ice-flaking machine						
24	PERSIAN	Mastercontrol/tape out/students tape/student Mic/TLC-3000	Language Lab UNIT 1 st	01		
		Students control console with headphones		02		
		High speed master recorder UR-60		01		
		Projector (Sharp with screen)		01		
		Head Radiator		04		
		VCR/CD Player		02		
		Digital Master Control/Tape Recorder/Students Mic/Delux TLC-1000	Language Lab UNIT 2 nd	01		
		Students control console with headphones		20		
		Master Recorder UR-60		01		
		Servo Master Stabilizer 16KV		01		
				RnDuo Scintillation detector	Radiation Lab	
		1. Vibrating Sample Magnetometer 2. High frequency Impedance Analyzer 3. Magnet-Electric Coupling System 4. High Temperature Muffle Furnaces 5. High Temperature Tube Furnace				



25	PHYSICS	6. Precision LCR meter 7. High Electric Field Hysteresis Loop tracer	Solid State Research Laboratory	
		UV-VIS Spectrophotometer and Sonicator	Nanophysics	
		High Performance Computing	High Energy Physics Lab.	
		High Performance Computing	Quantum Computing Lab	
		High Performance Computing	Nuclear Physics Lab	
		Computational Facility	Indian Neutrino Observatory lab	
		Computational Facility	Astrophysics	
		High End Computers	High Energy Astrophysics lab	
		Indian Lightning Network Detection and Telescope	High Altitude Research Laboratory (Gulmurg)	
		VLF	Radio wave Antenna Lab	
		All Sky Airglow CCD Imag,	Atmospheric Lab	
		All in one machines	Computer Lab	
		26	SOCIAL WORK	Dell i5
Uniline UPS				
Computer table				
Computer chair				
View Sonic projector				
Wifi Router Device				
MFP HP All in one Printer				
Sewing Machines Automatic/Manual	Sewing Machine Lab			
27	STATISTICS	Computers, Smart Board (not Functioning) & Xerox Machine	Computer Lab	
28	URDU	Desktops with internet facility	Computer Lab	05
29	ZOOLOGY	Florescence Microscope	Advanced Research Lab	
		Trinocular Research Microscope with Attached Camera		
		Spectrophotometer		
		Gel Electrophoresis Apparatus		
		PCR		
		Kjeltec 8400	Fish Nutrition Lab	
		Soxtec 2850		
		Bomb Calorimeter		
		Millipore D.H ₂ O	Parasitology Research Lab	
		Biochemistry Analyser		
DSLR Camera with long range lens system	Wildlife Lab			



Table 10.0 - Non Teaching Staff

Staff Type	Group	Type	Number in Position										REMARKS
			General Category		Scheduled Caste(SC)		Scheduled Tribe(ST)		Other Backward Classes(OB C)		TOTAL		
			M	F	M	F	M	F	M	F	M	F	
Non Teaching Staff Excluding Lib & Physical Education.	Group A	Total	38	13	-	-	-	-	-	-	38	13	
		PWD (Out of Total)	-	-	-	-	-	-	-	-	-	-	
		Muslim Minority (Out of Total)	38	13	-	-	-	-	-	-	38	13	
		Other Minority (Out of Total)	-	-	-	-	-	-	-	-	-	-	
Non Teaching Staff Excluding Lib & Physical Education.	Group B	Total	508	163	-	-	-	-	-	-	508	163	
		PWD (Out of Total)	-	-	-	-	-	-	-	-	-	-	
		Muslim Minority (Out of Total)	508	163	-	-	-	-	-	-	508	163	
		Other Minority (Out of Total)	-	-	-	-	-	-	-	-	-	-	
Non Teaching Staff Excluding Lib & Physical Education.	Group C	Total	-	-	-	-	-	-	-	-	-	-	
		PWD (Out of Total)	-	-	-	-	-	-	-	-	-	-	
		Muslim Minority (Out of Total)	-	-	-	-	-	-	-	-	-	-	
		Other Minority (Out of Total)	-	-	-	-	-	-	-	-	-	-	
Non Teaching Staff Excluding Lib & Physical Education.	Group D	Total	886	299	-	-	-	-	-	-	886	299	
		PWD (Out of Total)	-	-	-	-	-	-	-	-	-	-	
		Muslim Minority (Out of Total)	886	299	-	-	-	-	-	-	886	299	
		Other Minority (Out of Total)	-	-	-	-	-	-	-	-	-	-	
Physical Education Staff	Group A	Total	01	-	-	-	-	-	-	-	01	-	
		PWD (Out of Total)	-	-	-	-	-	-	-	-	-	-	
		Muslim Minority (Out of Total)	-	-	-	-	-	-	-	-	-	-	
		Other Minority (Out of Total)	01	-	-	-	-	-	-	-	01	-	



Staff Type	Group	Type	Number in Position										REMARKS
			General Category		Scheduled Caste(SC)		Scheduled Tribe(ST)		Other Backward Classes(OB C)		TOTAL		
			M	F	M	F	M	F	M	F	M	F	
Non Teaching Staff Physical Education.	Group B	Total	06	02	-	-	-	-	-	-	06	02	
		PWD (Out of Total)	-	-	-	-	-	-	-	-	-	-	
		Muslim Minority (Out of Total)	06	02	-	-	-	-	-	-	06	02	
		Other Minority (Out of Total)	-	-	-	-	-	-	-	-	-	-	
Non Teaching Staff Library	Group B	Total	21	11	-	-	-	-	-	-	21	11	
		PWD (Out of Total)	-	-	-	-	-	-	-	-	-	-	
		Muslim Minority (Out of Total)	21	11	-	-	-	-	-	-	21	11	
		Other Minority (Out of Total)	-	-	-	-	-	-	-	-	-	-	
Non Teaching Staff Physical Education.	Group D	Total	07	00	-	-	-	-	-	-	07	00	
		PWD (Out of Total)	-	-	-	-	-	-	-	-	-	-	
		Muslim Minority (Out of Total)	07	00	-	-	-	-	-	-	07	00	
		Other Minority (Out of Total)	-	-	-	-	-	-	-	-	-	-	
Non Teaching Staff Library	Group D	Total	19	08	-	-	-	-	-	-	19	08	
		PWD (Out of Total)	-	-	-	-	-	-	-	-	-	-	
		Muslim Minority (Out of Total)	19	08	-	-	-	-	-	-	19	08	
		Other Minority (Out of Total)	-	-	-	-	-	-	-	-	-	-	

Total no. of Non -Teaching Staff: - 1982

Total No. of Males in Non -Teaching Staff: - 1486

Total no. of Females in Non -Teaching Staff: - 496

Total no. of Transgender in Non -Teaching Staff: - 0

**Table 10.1- Teaching staff who superannuated during the year**

S. No.	Name of the Officer/ Official	Designation at the time of superannuation	Date of Birth	Date of superannuation
01.	Mrs Zahida Parveen	Assistant Librarian	24-Apr-1960	30-Apr-2020
02.	Dr Mohammad Akbar	Professor	15-May-1958	31-May-2020
03.	Dr Hamidulla Marazi	Professor	19-May-1958	31-May-2020
04.	Dr Azra Nahid kamili	Professor	28-Aug-1958	31-Aug-2020
05.	Dr Abdul Aziz Yattoo	Sr. Assistant Professor	01-Sep-1958	31-Aug-2020
06.	Mrs Gulzara	Assistant Librarian	04-Aug-1958	31-Aug-2020
07.	Dr Asifa Jan	Professor	01-Oct-1958	30-Sep-2020
08.	Dr Gh Mustafa	Professor	28-Sep-1958	30-Sep-2020
09.	Mr Nasir Mirza	Assistant Professor	26-Sep-1958	30-Sept-2020
10.	Dr Lily want	Professor	21-Dec-1958	31-Dec-2020
11.	Mrs Sumaira Nabi	Assistant Librarian	11-Jan-1961	31-Jan-2021
12.	Dr Fareed Ahmad Rifiqi	Professor	11-Feb-1961	28-Feb-2021
13.	Razia Rasool	Teacher	11-Feb-1961	28-Feb-2021
14.	Dr Bashir Ahmad Khan	Professor	05-Feb-1961	28-Feb-2021
15.	Dr Ulfat Jan	Professor	28-Feb-1959	28-Feb-2021
16.	Dr Bashir Ahmad Zargar	Professor	05-Mar-1959	31- Mar-2021
17.	Mrs. Nusrat Jan	Teacher	13- Mar-1961	31- Mar-2021
18.	Dr Mohammad Afzal Mir	Associate Professor	25-Mar-1959	31-Mar-2021

Table 10.2- Non-teaching staff who Superannuated during the year

1.	Gh. Rasool Mir	Section Officer	02-Apr-1960	30-Apr-2020
2.	Shafiq Ahmad Khan	Technical Officer	07-Apr-1960	30-Apr-2020
3.	Farooq Ahmad Dar	Sr. Assistant	04-Apr-1960	30-Apr-2020
4.	Surinder Kumar Gunjoo	Sr. Assistant	05-Apr-1960	30-Apr-2020
5.	Rifat Jan	Sr. Assistant	04-Apr-1960	30-Apr-2020
6.	Nazir Ahmad Shalla	Jr. Assistant	04-Apr-1960	30-Apr-2020
7.	Nazir Ahmad	Scientific Officer	01-May-1960	30-Apr-2020
8.	Gh. Mohamad Mir	Gardener	23-Apr-1960	30-Apr-2020
9.	Gh. Hassan Bhat	Cook	04-Apr-1960	30-Apr-2020
10.	Tasleema Jan	Scientific Officer	05-May-1960	31-May-2020
11.	Mohamad Sultan Mir	Sr. Assistant	07-May-1960	31-May-2020
12.	Tanseem Akhter	Section Officer	18-jun-1960	30-Jun-2020
13.	Sushma Ban	Hindi Typist	10-Jun-1960	30-Jun-2020
14.	Aijaz Ahmad Wani	Liasion Officer	19-Jun-1960	30-Jun-2020
15.	Mohammad Aslam Khan	Asstt. Xerox Operator	01-Aug-1960	31-Jul-2020
16.	Bupinder Singh	Section Officer	15-Jul-1960	31-Jul-2020
17.	Gh. Nabi Bhat	Head Assistant	01-Aug-1960	31-Jul-2020
18.	Gulzar Ahmad Kuthoo	Gardener	31-Aug-1960	30-Aug-2020
19.	Gh. Mohammad Bhat	Gardener	31-Aug-1960	30-Aug-2020
20.	Javid Ahmad Bhat	Assistant Registrar	01-Sep-1960	31-Aug-2020
21.	Gh. Mohamad Khan	Chowkidar	27-Sep-1960	30-Sep-2020
22.	Abdul Raheem Kutay	Sweeper	27-Sep-1960	30-Sep-2020
23.	Mohamad Maqbool Dar	Gardener	01-Oct-1960	30-Sep-2020
24.	Masood Ahmad Karmani	Technical Officer	15-Oct-1960	30-Oct-2020
25.	Vijay Bhat	Book Picker	01-Jan-1961	31-Dec-2020
26.	Abdul Rashid Ganie	Gardener	31-Dec-1960	31-Dec-2020
27.	Bashir Ahmad dar	Gardener	31-Dec-1960	31-Dec-2020
28.	Habib Kumar	Gardener	31-Dec-1960	31-Dec-2020
29.	Habibullah Bhat	Gardener	31-Dec-1960	31-Dec-2020



30.	Dr M Y Bhat	Add. Controller	21-Dec-1960	31-Dec-2020
31.	Showkat Ahmad Khan	Chowkidar	16-Dec-1960	31-Dec-2020
32.	Shaheena Kounsar	Assistant Registrar	02-Jan-1961	31-Jan-2021
33.	Shaheena	Head Assistant	21-Jan-1961	31-Jan-2021
34.	Manzoor Ahmad Mir	Assistant Registrar	21-Jan-1961	31-Jan-2021
35.	Khursheed Ahmad Beigh	Section Officer	01-Mar-1961	28-Feb-2021
36.	Abdul Rasheed War	Section Officer	01-Mar-1961	28-Feb-2021
37.	Parveez Ahmad Tota	Internal Auditor	31-Mar-1961	31-Mar-2021
38.	Firdousa	Assistant Registrar	13-Mar-1961	31-Mar-2021
39.	Bashir Ahmad Malik	Sr. Assistant	02-Mar-1961	31-Mar-2021
40.	Gulshan Ara	Jr Assistant	10-Mar-1961	31-Mar-2021
41.	Abdul Majid Beigh	Asstt Xerox Operator	05-Mar-1961	31-Mar-2021
42.	Gh Mohamad Mir	Farash	04-Mar-1961	31-Mar-2021
43.	Abdul Majid Kawa	Orderly	10-Mar-1961	31-Mar-2021
44.	Javid Ahmad Khan	Technical Officer	21-Mar-1961	31-Mar-2021



Table 10.3 – Positions sanctioned, filled, and vacant

Name of the Posts	Sanctioned Strength	Filled Positions	Vacant Positions
Aaya	5	5	0
Academic Co-ordinator	2	0	2
Accountant	1	1	0
Junior Accountant	1	0	1
Additional Controller of Examinations	1	1	0
Assistant Cook	1	0	1
Assistant Co-ordinator	1	1	0
Assistant Director	6	3	3
Assistant Engineer (Civil)	1	1	0
Assistant Estate Officer	1	0	1
Assistant Executive Engineer (Electric)	1	0	1
Assistant Instructor	9	7	2
Assistant Librarian	12	3	9
Library Assistant	01	0	01
Assistant Professor	347	301	46
Assistant Programmer	3	2	1
Assistant Registrar	31	24	7
Assistant Telephone Operator	1	1	0
Assistant Xerox Operator	20	17	3
Associate Professor	125	48	77
Auditor	1	0	1
Auditor cum S.A.	1	1	0
Barber	1	0	1
Billiard Maker	1	1	0
Black Smith	1	1	0
Book Picker	12	11	1
Browsing Assistant	2	2	0
Calligraphist	3	2	1
Cameraman	1	1	0
Cane Maker	2	2	0
Care Taker	2	2	0
Carpenter	3	2	1
Cartographer	1	0	1
Chief Auditor	1	1	0
Chowkidar	52	52	0
Class IVth	93	89	4
Coach	10	6	4
Computer Assistant	19	19	0
Computer Operator	12	10	02
Computing Assistant	01	01	0
Controller of Examinations	1	1	0
Cook	20	19	1
Copiest	1	0	1
Counsel Assistant	1	0	1
Cultural Officer	1	1	0
Curator	2	2	0
Daftari	4	4	0
Dark Room Assistant	1	1	0
Data Entry Operator	05	05	0
Dean	2	0	2
Dental Assistant	1	1	0
Dental Surgeon	1	1	0
Deputy Director	3	1	2



Deputy Librarian	5	0	5
Deputy Registrar	12	11	1
Despatch Rider	2	2	0
Director	8	3	5
Documentation Officer	1	1	0
Draftsman	1	1	0
Drivers	36	34	2
Editor cum Lecturer	1	1	0
Editor cum Research Assistant	1	0	1
Electrician	10	6	4
Executive Engineer	1	1	0
Farash	4	3	1
Field Assistant	2	2	0
Field Collector	2	1	1
Financial Advisor	1	1	0
Gardner/Gang Coolie	108	106	2
Gasman	1	1	0
Gate Keeper	3	3	0
Generator Operator	1	1	0
Glass Blower	1	1	0
Grounds man	8	7	1
Guard	1	1	0
Head Assistant	109	109	0
Helpers	629	629	0
Helper to Lineman	1	1	0
Helper to Store Keeper	1	1	0
Herbarium Keeper	1	1	0
Hindi Typist	4	3	1
Information Officer	1	1	0
Inspector cum Mechanic	1	1	0
Instructor	17	12	5
Internal Auditor	1	1	0
Jamadar	2	2	0
Joint Registrar	3	1	2
Junior Accounts Assistant	3	3	0
Junior Assistant	207	156	51
Junior Co-ordinator	1	1	0
Junior Data Entry Operator	10	10	0
Junior Engineer	7	5	2
Junior Engineer Telephone	1	1	0
Junior Information Technologist	1	1	0
Junior Lab. Assistant	4	1	3
Junior Museum Assistant	1	0	1
Junior Professional Assistant	28	22	6
Junior Steno-Typist	4	2	2
Junior Technical Assistant	10	10	0
Katib	2	1	1
Khidmatgar	2	2	0
Lab. Assistant	23	17	6
Lab. Attendant	22	21	1
Lab. Technician	6	6	0
Lady Attendent	1	1	0
Landscape Development Officer	1	0	1
Language Lab. Assistant	1	1	0
Lecture Assistant	3	2	1
Lecture cum Curator	1	1	0
Lecture cum Supervisor	1	1	0



Legal Assistant	3	1	2
Liaison Officer	6	4	2
Librarian	1	0	1
Library Attendant	1	1	0
Library Bearer	9	9	0
Line Man	2	2	0
Machine man	1	1	0
Manager	1	1	0
Masalchi	1	0	1
Mechanic	4	2	2
Medical Officer	3	3	0
Mess Bearer	8	6	2
Model	1	0	1
Motor Mate	4	4	0
Museum Artist	1	0	1
Museum Assistant	2	2	0
Museum cum Animal Keeper	1	0	1
Music Attendant	1	0	1
Nurse	1	1	0
Orderly	170	151	19
Packer	3	2	1
Personal Assistant	6	4	2
Pharmacist	7	7	0
Photographer	1	0	1
Physiotherapist	1	0	1
Placement Officer	3	1	2
Plumber	6	5	1
Police Personnel	116	116	0
Potter	2	1	1
Principal	1	0	1
Professional Assistant	20	18	2
Professor	55	28	27
Programmer	2	2	0
Project Officer	2	1	1
Projectionist	1	1	0
Proof Reader	1	0	1
Public Relation Officer	3	2	1
Pump Operator	2	2	0
Receptionist	2	2	0
Record Keeper	4	3	1
Registrar	1	1	0
Research Assistant	1	1	0
Room Attendant	14	14	0
Runner	1	1	0
Sanitary Inspector	1	1	0
Sanitary Supervisor	1	1	0
Sarangi Player	1	1	0
Scientific Officer	1	1	0
Scientist - B	6	6	0
Scientist - C	1	1	0
Scientist - D	2	2	0
Section Officer	78	78	0
Security Officer	2	2	0
Senior Assistant	125	125	0
Senior Instructor	7	3	4
Senior Library Bearer	6	3	3
Senior Personal Assistant	8	6	2



Senior Technical Assistant	10	8	2
Sports Assistant	2	1	1
Store Keeper	15	14	1
Supervisor	4	3	1
Survey Assistant	1	0	1
Sweeper	70	66	4
System Engineer	5	5	0
Tailor	1	1	0
Tailoring Assistant	1	0	1
Technical Assistant	12	9	3
Technician	8	4	4
Telephone Operator	3	3	0
Urdu Typist	4	3	1
Vice Chancellor	1	1	0
Waiter	4	4	0
Washer man	3	3	0
Watch & Ward Officer	1	1	0
Workshop Attendant	2	1	1
Works Supervisor	3	3	0
Workshop Instructor	1	0	1
Workshop Superintendent	1	0	1
Workshop Technical Assistant	1	0	1
Xerox Operator	1	1	0
X-Ray Assistant	1	1	0
Total	3022	2630	392

**Table 10.4 – Financial Highlights****Income**

S.No	Items	Amount in Rs
Grants Received from		
1.	University Grants Commission	43919000
2.	Distance Education Council	-
3.	Other Central Government Departments	309907877
4.	Grants Received from State Government	3106514000
5.	Grants Received from Local Bodies	-
6.	Donations	-
7.	Tuition Fee of students from regular mode	51699900
8.	Tuition Fee of students from distance mode	59382300
9.	Other fee	358199780
10.	Interests	22266530
11.	Sale of Application Form	5649719
12.	Other Income	-
13.	Total	3957539106

Expenditure

S.No.	Items	Amount in Rs
1	Salary, Allowances & Retirement Benefits	2652323862
2	Building (Construction & Maintenance)	113328904
3	Library & Laboratory	226901229
4	Research Activities	61786742
5	Scholarships	16330000
6	Grants to College	-
7	Other Expenses	128228259
8	Total	3,19,88,98,996.00



Table 10.5 – New Recruitments / Human Resource Progression during the year

Non -Teaching Appointments (Open)				
S. No	Name	Post	Department/ Campus	Date of issuance of order
1	Mr Umar Shafi	Jr. Assistant	Main Campus	16-10-2020
2	Mr Altaf Hussain zargar	Asstt. Extension Educ. Officer	DLL	17-12-2020
Promotions of Teachers under CAS				
S. No.	Name	Promoted as	Department/ Campus	Date of issuance of order
1	Dr Showkat Ahmad Shah	Professor	Psychology	14-05-2020
2	Dr Surjeet Singh	Assistant Professor (Stage-II)	Directorate of Physical Education	20-08-2020
3	Dr Wahid Nasru	Assistant Professor (Stage-III)	CCAS	20-08-2020
4	Dr Nadim Akhter Khan	Assistant Professor (Stage-III)	Library & Information Sciences	25-08-2020
5	Mrs Rosey Jan	Assistant Professor (Stage-III)	Library & Information Sciences	25-08-2020
6	Dr Zahid Ashraf Wani	Assistant Professor (Stage-III)	Library & Information Sciences	25-08-2020
7	Dr Fayaz Ahmad Loan	Documentation Officer (Stage-III)	CCAS	25-08-2020
8	Dr Ruqeya Nazir	Assistant Professor (Stage-II)	CORD	25-08-2020
9	Dr Parvez Ahmad shah	Assistant Professor (Stage-III)	Commerce	28-08-2020
10	Dr Sabiya Mufti	Assistant Professor (Stage-III)	Commerce	28-08-2020
11	Dr Najmah	Assistant Professor (Stage-III)	Education	22-01-2021
12	Dr Mohamad Altaf Ahnagar	Assistant Professor (Stage-III)	DDE	22-01-2021
13	Dr Musavir Ahmad	Assistant Professor (Stage-III)	Linguistics	22-01-2021
14	Dr Amina Parveen	Assistant Professor (Stage-III)	Education	22-01-2021
15	Dr Kartar Chanf Sharma	Assistant Professor (Stage-III)	Sanskrit	22-01-2021
16	Dr Gulshan Wani	Assistant Professor (Stage-III)	Education	22-01-2021
17	Dr Manzoor Ahmad Mir	Assistant Professor (Stage-III)	Bio-Resources (Botany)	22-01-2021
18	Mr Latief Ahmad Peer	Assistant Professor (Stage-II)	Botany	22-01-2021
19	Dr Shabir Ahmad Bhat	Assistant Professor (Stage-II)	Education	22-01-2021
20	Dr Aasia Maqbool	Assistant Professor (Stage-II)	Education	22-01-2021
21	Dr Zahoor Ahmad Parray	Assistant Professor (Stage-II)	South Campus(Management Studies)	22-01-2021
22	Dr Natisha Saqib	Assistant Professor (Stage-II)	South Campus(Management Studies)	22-01-2021
23	Dr Bilal Ahmad Malik	Scientific Officer 9 Senior Scale)	USIC (Presently in IOT Zakura)	23-01-2021



Table 11.0 – Basic information of Zakura Campus, University of Kashmir, Srinagar.

1.	Name of the University/University Level Institution	Zakura Campus, University of Kashmir, Srinagar		
2.	AISHE Code	C-51584		
3.	(i) Postal Address Line1:	Institute of Technology , Zakura Campus		
	(ii) Postal Address Line2:	University of Kashmir, Srinagar		
	(iii) City:	Srinagar		
	(iv) UT	Jammu & Kashmir		
	(v) District	Srinagar		
	(vi) Pin Code	190006		
	(vii) Web Site	www.iot.uok.edu.in		
	(viii) Total Area [In acre]	37.5		
	(ix) Total Constructed Area[In sq m]			
4.	(i) Year of Establishment:	2014		
5.	College Contact Details:			
A.	(i)Name of Principal:	Prof. Gowhar Bashir Wakeel (Director)		
	(ii) Contact No:	09419017887		
	(iii) E-mail id:	gowphy@kashmiruniversity.ac.in		
B.	(i) Name of College Nodal Officer for AISHE:	Dr. Ikhlaq Hussain		
	(ii)Designation:	Associate Professor		
	(iii)Telephone No:	01942143716		
	(iv) Mobile:	09419257312		
	(v)E-mail id	Ikhlaqiitd2017@gmail.com		
6.	(i) Name of University to which Affiliated	: University of Kashmir, Srinagar.		
	(ii) Name of other Universities to which Affiliated	: No		
	(iii) The Statutory body through which recognised	: University Grants Commission		
7.	Year of Affiliation with University :			
8.	(i)Location of the College / Institution :	Urban		
	(ii)Block / City / Town :			
9.	Geographical referencing:			
	Latitude (in degree) [Range: 6-38]	34.1496478		
	Latitude (in degree) [Range: 68-98]	74.8322824		
10.	Type of College / Institution :	PG Centre / Off-Campus Centre		
11.	Whether College is Autonomous :	NO		
12.	Management of College/ Institution :	University		
13.	Is it a specialised University	YES		
14.	Specialised University	Engineering & Technology		
15.	Is it Evening College / Institution :	NO		
16.	Whether the College/Institution is exclusively meant for girls :	NO		
17.	(i) Staff Quarter Available	NO		
18.	(i) Does the College / Institute has Student Hostel	Yes		
	If Yes, Number of Hostels	2		
S. No.	Name of Hostel	Hostel Type	Intake Capacity	No. Of students Residing
1	Sheikh ul Alam A	Boys Hostel	240	240
2	Sheikh ul Alam B	Boys Hostel	230	230

**Details of Programmes offered by Zakura Campus****Table 12.0 - List of Faculty & Departments****Faculty / School Name :**

S. No.	Name of the Departments / Centres
1	Department of Mechanical Engineering
2	Department of Electrical Engineering
3	Department of Electronics And Communication Engineering
4	Department of Applied Science
5	Department of Civil Engineering

Table 12.1 - Regular Program Details**Admission Criteria:** JEE/ CET

Name of the Programme	Discipline / Subject	Approved Intake	Course Duration	Course Duration
			Year	Month
B.Tech. Bachelor of Technology	Mechanical Engineering	65	4	0
B.Tech. Bachelor of Technology	Electronics Engineering	65	4	0
B.Tech. Bachelor of Technology	Electrical Engineering	65	4	0
B.Tech. Bachelor of Technology	Civil Engineering	65	4	0



Table 13.0 - Number of Regular Students Enrolled in Zakura Campus, University of Kashmir, Srinagar

Regular Course:

Faculty Department / Programme/	Year	Category	Number of Total Students Enrolled								Total	
			General		SC		ST		OBC		M	F
			M	F	M	F	M	F	M	F		
Mechanical Engineering B.Tech-Bachelor of Technology General	1	Total	42	-	-	-	1	-	4	-	47	-
		PWD (Out of Total)	-	-	-	-	-	-	-	-	-	-
		Muslim Minority (Out of Total)	42	-	-	-	1	-	4	-	47	-
		Other Minority (Out of Total)	-	-	-	-	-	-	-	-	-	-
Mechanical Engineering B.Tech-Bachelor of Technology General	2	Total	33	17	-	-	-	-	-	-	33	17
		PWD (Out of Total)	-	-	-	-	-	-	-	-	-	-
		Muslim Minority (Out of Total)	33	17	-	-	-	-	-	-	33	17
		Other Minority (Out of Total)	-	-	-	-	-	-	-	-	-	-
Mechanical Engineering B.Tech-Bachelor of Technology General	3	Total	53	15	-	-	-	-	-	-	53	15
		PWD (Out of Total)	-	-	-	-	-	-	-	-	-	-
		Muslim Minority (Out of Total)	53	15	-	-	-	-	-	-	53	15
		Other Minority (Out of Total)	-	-	-	-	-	-	-	-	-	-
Mechanical Engineering B.Tech-Bachelor of Technology General	4	Total	46	15	-	-	-	-	-	-	46	15
		PWD (Out of Total)	-	-	-	-	-	-	-	-	-	-
		Muslim Minority (Out of Total)	46	15	-	-	-	-	-	-	46	15
		Other Minority (Out of Total)	-	-	-	-	-	-	-	-	-	-
Electronics & Communication B.Tech-Bachelor of Technology General	1	Total	45	-	-	-	-	-	2	-	47	-
		PWD (Out of Total)	-	-	-	-	-	-	-	-	-	-
		Muslim Minority (Out of Total)	45	-	-	-	-	-	2	-	47	-
		Other Minority (Out of Total)	-	-	-	-	-	-	-	-	-	-
Electronics & Communication B.Tech-Bachelor of Technology General	2	Total	53	17	-	-	-	-	-	-	53	17
		PWD (Out of Total)	-	-	-	-	-	-	-	-	-	-
		Muslim Minority (Out of Total)	53	17	-	-	-	-	-	-	53	17
		Other Minority (Out of Total)	-	-	-	-	-	-	-	-	-	-
Electronics & Communication B.Tech-Bachelor of Technology General	3	Total	41	20	-	-	-	-	-	-	41	20
		PWD (Out of Total)	-	-	-	-	-	-	-	-	-	-
		Muslim Minority (Out of Total)	41	20	-	-	-	-	-	-	41	20
		Other Minority (Out of Total)	-	-	-	-	-	-	-	-	-	-



Faculty Department / Programme/	Year	Category	Number of Total Students Enrolled								Total	
			General		SC		ST		OBC		M	F
			M	F	M	F	M	F	M	F		
General												
Electronics & Communication B.Tech-Bachelor of Technology General	4	Total	41	20	-	-	-	-	-	-	41	20
		PWD (Out of Total)	-	-	-	-	-	-	-	-	-	-
		Muslim Minority (Out of Total)	41	20	-	-	-	-	-	-	41	20
Electrical B. Tech-Bachelor of Technology General	1	Total	46	-	-	-	-	-	4	-	50	-
		PWD (Out of Total)	-	-	-	-	-	-	-	-	-	-
		Muslim Minority (Out of Total)	46	-	-	-	-	-	4	-	50	-
		Other Minority (Out of Total)	-	-	-	-	-	-	-	-	-	-
Electrical B. Tech-Bachelor of Technology General	2	Total	41	24	-	-	-	-	-	-	41	24
		PWD (Out of Total)	-	-	-	-	-	-	-	-	-	-
		Muslim Minority (Out of Total)	41	24	-	-	-	-	-	-	41	24
		Other Minority (Out of Total)	-	-	-	-	-	-	-	-	-	-
Electrical B. Tech-Bachelor of Technology General	3	Total	44	17	-	-	-	-	-	-	44	17
		PWD (Out of Total)	-	-	-	-	-	-	-	-	-	-
		Muslim Minority (Out of Total)	44	17	-	-	-	-	-	-	44	17
		Other Minority (Out of Total)	-	-	-	-	-	-	-	-	-	-
Electrical B. Tech-Bachelor of Technology General	4	Total	49	19	-	-	-	-	-	-	49	19
		PWD (Out of Total)	-	-	-	-	-	-	-	-	-	-
		Muslim Minority (Out of Total)	49	19	-	-	-	-	-	-	49	19
		Other Minority (Out of Total)	-	-	-	-	-	-	-	-	-	-
Civil Engineering B. Tech-Bachelor of Technology General	1	Total	48	-	-	-	-	-	5	-	53	-
		PWD (Out of Total)	-	-	-	-	-	-	-	-	-	-
		Muslim Minority (Out of Total)	48	-	-	-	-	-	5	-	53	-
		Other Minority (Out of Total)	-	-	-	-	-	-	-	-	-	-

Total Number of Students Enrolled in Zakura Campus :	762
Total Number of Female Students Enrolled in Zakura Campus :	164
Total Number of Male Students Enrolled in Zakura Campus :	598

Note:
 PWD = Person with Disability
 Other Minority = Christians, Sikhs, Buddhists, Zorastrians (Parsis) and Jains.
 SC = Schedule caste
 ST = Schedule Tribe
 OBC: = Various categories like RBA, SN, ALC, Sports, NCC, PH, OSJ, WUP, CDP.

**Table 14.0 - Examination Results***(Number of Students passed / awarded degree during the year 1st October, 2018 to 30th September, 2019)***REGULAR MODE:-**

Programme	Discipline / Subject	Students Appeared in Final Year		Total Number of Students Passed / Awarded Degree		Students Passed with 60% or above	
		Male	Female	Male	Female	Male	Female
B. Tech.- Bachelor of Technology	Mechanical Engineering	46	15	12	14	12	14
B. Tech.- Bachelor of Technology	Electronics & Communication	46	15	12	14	12	14
B.Tech.- Bachelor of Technology	Electrical	44	19	22	19	22	19

Total Number of Students Appeared in Final Year Examination:- 185**Total Number of Students Passed / Awarded Degree in Regular Mode:- 93****Total Number of Female Passed / Awarded Degree in Regular Mode:- 47****Total Number of Male Passed / Awarded Degree in Regular Mode:- 46**



Table 15.0 - Non Teaching Staff

Staff Type	Group	Sanctioned Strength	Type	Number in Position								REMARKS			
				General Category		Scheduled Caste(SC)		Scheduled Tribe(ST)		Other Backward Classes(OB C)			TOTAL		
				M	F	M	F	M	F	M	F		M	F	
Non Teaching Staff Excluding Lib & Physical Education.	Group A	4	Total	2	2	-	-	-	-	-	-	2	2		
			PWD (Out of Total)	-	-	-	-	-	-	-	-	-	-	-	
			Muslim Minority (Out of Total)	2	2	-	-	-	-	-	-	-	2	2	
			Other Minority (Out of Total)	-	-	-	-	-	-	-	-	-	-	-	
Non Teaching Staff Excluding Lib & Physical Education.	Group B	8	Total	8	-	-	-	-	-	-	-	8	-		
			PWD (Out of Total)	-	-	-	-	-	-	-	-	-	-	-	
			Muslim Minority (Out of Total)	8	-	-	-	-	-	-	-	-	8	-	
			Other Minority (Out of Total)	-	-	-	-	-	-	-	-	-	-	-	
Non Teaching Staff Excluding Lib & Physical Education.	Group C	5	Total	5	-	-	-	-	-	-	-	5	-		
			PWD (Out of Total)	0	-	-	-	-	-	-	-	-	-	-	
			Muslim Minority (Out of Total)	5	-	-	-	-	-	-	-	-	5	-	
			Other Minority (Out of Total)	-	-	-	-	-	-	-	-	-	-	-	
Non Teaching Staff Excluding Lib & Physical Education.	Group D	6	Total	4	2	-	-	-	-	-	-	4	2		
			PWD (Out of Total)	-	-	-	-	-	-	-	-	-	-	-	
			Muslim Minority (Out of Total)	4	2	-	-	-	-	-	-	-	4	2	
			Other Minority (Out of Total)	-	-	-	-	-	-	-	-	-	-	-	
Physical Education Staff	Group A	1	Total	-	1	-	-	-	-	-	-	-	1		
			PWD (Out of Total)	-	-	-	-	-	-	-	-	-	-	-	
			Muslim Minority (Out of Total)	-	1	-	-	-	-	-	-	-	-	1	
			Other Minority (Out of Total)	-	-	-	-	-	-	-	-	-	-	-	



Staff Type	Group	Sanctioned Strength	Type	Number in Position										REMARKS	
				General Category		Scheduled Caste(SC)		Scheduled Tribe(ST)		Other Backward Classes(OB C)		TOTAL			
				M	F	M	F	M	F	M	F	M	F		
Contractual	Group D	26	Total	12	14	-	-	-	-	-	-	12	14		
			PWD (Out of Total)	-	-	-	-	-	-	-	-	-	-	-	
			Muslim Minority (Out of Total)	12	14	-	-	-	-	-	-	-	12	14	
			Other Minority (Out of Total)	-	-	-	-	-	-	-	-	-	-	-	
Library Staff	Group D	1	Total	-	1	-	-	-	-	-	-	-	1		
			PWD (Out of Total)	-	-	-	-	-	-	-	-	-	-	-	
			Muslim Minority (Out of Total)	-	1	-	-	-	-	-	-	-	-	1	
			Other Minority (Out of Total)	-	-	-	-	-	-	-	-	-	-	-	

Total Number of Non Teaching Staff :

51

Total Number of Females in Non Teaching Staff :

20

Total Number of Males in Non Teaching Staff :

31

Note:

PWD = Person with Disability

Other Minority = Christians, Sikhs, Buddhists, Zorastrians (Parsis) and Jains.

**Table 16.0 - Scholarships**A. Whether University / Institution maintains scholarship data: Yes No

Category	Number of Students Receiving government Scholarships										Remarks
	General Category		Scheduled Caste (SC)		Scheduled Tribe (ST)		Other Backward Classes (OBC)		Total		
	Male	Female	Male	Female	Male	Female	Male	Female	Male	Female	
Total	163	58	–	–	–	–	–	–	163	58	
PWD(out of Total)	–	–	–	–	–	–	–	–	–	–	
Muslim Minority (Out of Total)	163	58	–	–	–	–	–	–	163	58	
Other Minority (Out of Total)	–	–	–	–	–	–	–	–	–	–	

**Table 17.0 – Basic Information of North Campus, University of Kashmir, Baramullah**

1.	Name of the University/University Level Institution	North Campus, University of Kashmir, Baramullah Srinagar		
2.	AISHE Code	C-21422		
3.	(i) Postal Address Line1:	Delina		
	(ii) Postal Address Line2:			
	(iii) City:	Baramulla		
	(iv) UT	Jammu & Kashmir		
	(v) District	Baramulla		
	(vi) Pin Code	193103		
	(vii) Web Site	www.northcampus.uok.edu.in		
	(viii) Total Area [In acre]	74		
	(ix) Total Constructed Area[In sq m]			
4.	(i) Year of Establishment:	2009		
5.	College Contact Details:			
	A. (i)Name of Principal:	Prof. Pervez Ahmed		
	(ii) Contact No:	9906797287		
	(iii) E-mail id:	directornrc@kashmiruniversity.ac.in		
	B. (i) Name of College Nodal Officer for AISHE:	Dr. Fasel Qadir		
	(ii)Designation:	Associate Professor		
	(iii)Telephone No:	09149966875		
	(iv) Mobile:			
	(v)E-mail id	faselqadir@uok.edu.in		
6.	(i) Name of University to which Affiliated	: University of Kashmir, Srinagar.		
	(ii) Name of other Universities to which Affiliated	: Abhilashi University		
	(iii) The Statutory body through which recognised	: University Grants Commission		
7.	Year of Affiliation with University :	2009		
8.	(i)Location of the College / Institution :	Rural		
	(ii)Block / City / Town :	Delina Baramulla		
9.	Geographical referencing:			
	Latitude (in degree) [Range: 6-38]	34.202148		
	Latitude (in degree) [Range: 68-98]	74.348259		
10.	Type of College / Institution :	PG Centre / Off-Campus Centre		
11.	Whether College is Autonomous :	NO		
12.	Management of College/ Institution :	University		
13.	(i)Is it a specialised College / Institution	NO		
	(ii) Whether the College is running only Diploma Level Courses:	NO		
14.	Is it Evening College / Institution :	NO		
15.	Whether the College/Institution is exclusively meant for girls :	NO		
16.	(i) Staff Quarter Available	NO		
17.	(i) Does the College / Institute has Student Hostel	Yes		
	If Yes, Number of Hostels	2		
S. No.	Name of Hostel	Hostel Type	Intake Capacity	No. Of students Residing
1	Mir Syed Ali Hamdani (RA) Hostel	Boys Hostel	92	92
2	Bibi Khadeeja (RA) Hostel	Girls Hostel	92	92



Details of Programmes Offered by North Campus, University of Kashmir

Table 18.0- List of Faculty & Departments

Faculty / School Name :

S. No.	Name of the Departments / Centres
1	PG Department of Computer Sciences
2	PG Department of English
3	Department of Management Studies
4	Department of Computer Sciences & Engineering

Table 18.1- Regular Program Details

Admission Criteria: University level entrance examination

Name of the Programme	Discipline / Subject	Approved Intake	Course Duration	Course Duration
			Year	Month
M.B.A. Master of Business Administration	Management Studies	52	5	0
Ph.D. Doctor o Philosophy	Computer Science	16	3	0
M.A. Master of Arts	English	52	2	0
M.C.A. Master of Computer Applications	Computer Science	50	3	0
Ph.D. Doctor o Philosophy	English	8	3	0
B.Tech. Bachelor of Technology	Computer Science	61	4	0

Total number of Regular programmes :

6



Table 19.0- Number of Students enrolled in North Campus, University Of Kashmir.

Regular Course:

Programme/ Discipline Subject	Year	Category	Number of Total Students Enrolled										Total	
			General		SC		ST		OBC		Self Financing		M	F
			M	F	M	F	M	F	M	F	M	F		
M. A Master of Arts English	1	Total	3	20	-	-	-	-	1	-	-	-	4	20
		PWD (Out of Total)	-	-	-	-	-	-	-	-	-	-	-	-
		Muslim Minority (Out of Total)	3	20	-	-	-	-	1	-	-	-	4	20
		Other Minority (Out of Total)	-	-	-	-	-	-	-	-	-	-	-	-
M. A Master of Arts English	2	Total	13	24	-	-	-	-	3	1	-	-	16	25
		PWD (Out of Total)	-	-	-	-	-	-	-	-	-	-	-	-
		Muslim Minority (Out of Total)	13	24	-	-	-	-	3	1	-	-	16	25
		Other Minority (Out of Total)	-	-	-	-	-	-	-	-	-	-	-	-
M.C.A. Master of Computer Applications	1	Total	23	17	-	-	1	-	3	1	-	-	27	18
		PWD (Out of Total)	-	-	-	-	-	-	-	-	-	-	-	-
		Muslim Minority (Out of Total)	23	17	-	-	1	-	3	1	-	-	27	18
		Other Minority (Out of Total)	-	-	-	-	-	-	-	-	-	-	-	-
M.C.A. Master of Computer Applications	2	Total	37	6	-	-	-	-	-	-	-	-	37	6
		PWD (Out of Total)	-	-	-	-	-	-	-	-	-	-	-	-
		Muslim Minority (Out of Total)	37	6	-	-	-	-	-	-	-	-	37	6
		Other Minority (Out of Total)	-	-	-	-	-	-	-	-	-	-	-	-
M.C.A. Master of Computer Applications	3	Total	18	20	-	-	-	-	9	-	-	-	27	20
		PWD (Out of Total)	-	-	-	-	-	-	-	-	-	-	-	-
		Muslim Minority (Out of Total)	18	20	-	-	-	-	9	-	-	-	27	20
		Other Minority (Out of Total)	-	-	-	-	-	-	-	-	-	-	-	-
B.Tech. Bachelor of Technology Computer Engineering Engineering & Technology	1	Total	27	8	-	-	1	-	5	1	-	-	33	9
		PWD (Out of Total)	-	-	-	-	-	-	-	-	-	-	-	-
		Muslim Minority (Out of Total)	26	8	-	-	1	-	5	1	-	-	32	9
		Other Minority (Out of Total)	1	-	-	-	-	-	-	-	-	-	1	-
B.Tech. Bachelor of	2	Total	39	9	-	-	1	-	3	-	-	-	43	9
		PWD (Out of Total)	-	1	-	-	-	-	-	-	-	-	-	1



Programme/ Discipline Subject	Year	Category	Number of Total Students Enrolled										Total	
			General		SC		ST		OBC		Self Financing		M	F
			M	F	M	F	M	F	M	F	M	F		
Technology Computer Engineering Engineering & Technology		Muslim Minority (Out of Total)	39	8	-	-	1	-	3	-	-	-	43	8
		Other Minority (Out of Total)	-	-	-	-	-	-	-	-	-	-	-	-
B.Tech. Bachelor of Technology Computer Engineering Engineering & Technology	3	Total	40	16	-	-	-	-	2	1	-	-	42	17
		PWD (Out of Total)	-	-	-	-	-	-	-	-	-	-	-	-
		Muslim Minority (Out of Total)	40	16	-	-	-	-	2	1	-	-	42	17
		Other Minority (Out of Total)	-	-	-	-	-	-	-	-	-	-	-	-
B.Tech. Bachelor of Technology Computer Engineering Engineering & Technology	4	Total	38	11	-	-	-	-	1	-	-	-	39	11
		PWD (Out of Total)	-	-	-	-	-	-	-	-	-	-	-	-
		Muslim Minority (Out of Total)	38	11	-	-	-	-	1	-	-	-	39	11
		Other Minority (Out of Total)	-	-	-	-	-	-	-	-	-	-	-	-
M.B.A. Master of Business Administration Management Studies	1	Total	15	16	-	-	-	-	3	-	-	-	18	16
		PWD (Out of Total)	-	-	-	-	-	-	-	-	-	-	-	-
		Muslim Minority (Out of Total)	15	16	-	-	-	-	3	-	-	-	18	16
		Other Minority (Out of Total)	-	-	-	-	-	-	-	-	-	-	-	-
M.B.A. Master of Business Administration Management Studies	2	Total	23	15	-	-	-	-	2	-	-	-	25	15
		PWD (Out of Total)	-	-	-	-	-	-	-	-	-	-	-	-
		Muslim Minority (Out of Total)	23	15	-	-	-	-	2	-	-	-	25	15
		Other Minority (Out of Total)	-	-	-	-	-	-	-	-	-	-	-	-
M.B.A. Master of Business Administration Management Studies	3	Total	14	17	-	-	1	-	1	2	-	-	16	19
		PWD (Out of Total)	-	-	-	-	-	-	-	-	-	-	-	-
		Muslim Minority (Out of Total)	14	17	-	-	1	-	1	2	-	-	16	19
		Other Minority (Out of Total)	-	-	-	-	-	-	-	-	-	-	-	-
M.B.A. Master of Business	4	Total	20	14	-	-	1	-	5	1	-	-	26	15
		PWD (Out of Total)	-	-	-	-	-	-	-	-	-	-	-	-



Programme/ Discipline Subject	Year	Category	Number of Total Students Enrolled										Total	
			General		SC		ST		OBC		Self Financing		M	F
			M	F	M	F	M	F	M	F	M	F		
Administration Management Studies	5	Muslim Minority (Out of Total)	20	14	-	-	1	-	5	1	-	-	26	15
		Other Minority (Out of Total)	-	-	-	-	-	-	-	-	-	-	-	0
M.B.A. Master of Business Administration Management Studies	5	Total	20	13	-	-	-	-	1	1	-	-	21	14
		PWD (Out of Total)	-	-	-	-	-	-	-	-	-	-	-	-
		Muslim Minority (Out of Total)	20	13	-	-	-	-	1	1	-	-	21	14
		Other Minority (Out of Total)	-	-	-	-	-	-	-	-	-	-	-	-

Total Number of Students Enrolled in North Campus :	588
Total Number of Female Students Enrolled in North Campus :	214
Total Number of Male Students Enrolled in North Campus :	374

Note:

PWD = Person with Disability

Other Minority = Christians, Sikhs, Buddhists, Zorastrians (Parsis) and Jains.

**Table 20.0- Examination Results**(Number of Students passed / awarded degree during the year 1st October, 2020 to 30th September, 2021)**REGULAR MODE:-**

Programme	Discipline / Subject	Students Appeared in Final Year		Students Passed / Awarded Degree		Students Passed with 60% or above	
		Male	Female	Male	Female	Male	Female
M.C.A. Master of Computer Applications	Computer Application	28	12	22	12	21	12
B.Tech. Bachelor of Technology	Computer Engineering	37	12	12	06	12	06
M.B.A. Master of Business Administration	Business Administration	21	14	14	08	14	08

Total Number of Students Appeared in Final Year Examination:- 124**Total Number of Students Passed / Awarded Degree in Regular Mode:- 74****Total Number of Female Passed / Awarded Degree in Regular Mode:- 26****Total Number of Male Passed / Awarded Degree in Regular Mode:- 48**



Table 21.0- Non Teaching Staff

Note:

PWD = Person with Disability

Other Minority = Christians, Sikhs, Buddhists, Zoroastrians (Parsis) and Jains.

NON TEACHING STAFF.

Staff Type	Group	Sanctioned Strength	Type	Number in Position								REMARKS			
				General Category		Scheduled Caste(SC)		Scheduled Tribe(ST)		Other Backward Classes(OBC)			TOTAL		
				M	F	M	F	M	F	M	F		M	F	
Non Teaching Staff Excluding Lib & Physical Education.	Group A	55	Total	43	8	-	-	-	-	3	1	46	9		
			PWD (Out of Total)	-	-	-	-	-	-	-	-	-	-	-	
			Muslim Minority (Out of Total)	41	8	-	-	-	-	3	1	44	9		
			Other Minority (Out of Total)	2	-	-	-	-	-	-	-	2	-		
Library Staff	Group B	1	Total	-	-	-	-	-	-	-	-	-	-		
			PWD (Out of Total)	-	-	-	-	-	-	-	-	-	-	-	
			Muslim Minority (Out of Total)	-	-	-	-	-	-	-	-	-	-	-	
			Other Minority (Out of Total)	-	-	-	-	-	-	-	-	-	-	-	
Contractual	Group C	2	Total	2	-	-	-	-	-	-	-	2	-		
			PWD (Out of Total)	-	-	-	-	-	-	-	-	-	-	-	
			Muslim Minority (Out of Total)	2	-	-	-	-	-	-	-	2	-		
			Other Minority (Out of Total)	-	-	-	-	-	-	-	-	-	-	-	

Total Number of Non Teaching Staff : 57

Total Number of Females in Non Teaching Staff : 9

Total Number of Males in Non Teaching Staff : 48



**Table 22.0 – Basic information of South Campus,
University of Kashmir, Anantnag**

1.Name of the University/University Level Institution		South Campus, University of Kashmir, Anantnag		
2. AISHE Code		C-21429		
1. (i) Postal Address Line1:		High Ground , Fatehgarh , Anantnag-192101, J & K India.		
(ii) Postal Address Line2:		High Ground , Fatehgarh , Anantnag-192101, J & K India.		
(iii) City:		Anantnag		
(iv) UT		Jammu & Kashmir		
(v) District		Anantnag		
(vi) Pin Code		192101		
(vii) Web Site		www.southcampus.uok.edu.in		
(viii) Total Area [In acre]		45		
(ix) Total Constructed Area[In sq m]		4,046.8564224		
2. (i) Year of Establishment:		2008		
3. College Contact Details:				
A. (i)Name of Principal:		Dr. Mukhtar Ahmad Khanday		
(ii) Contact No:		07006427893		
(iii) E-mail id:		khanday@uok.edu.in		
B. (i) Name of College Nodal Officer for AISHE:		Dr. Zahoor Ahmad Parray		
(ii)Designation:		Associate Professor		
(iii)Telephone No:		01932228800		
(iv) Mobile:		09796550026		
(v)E-mail id		zahoorahmad@kashmiruniversity.ac.in		
4. (i) Name of University to which Affiliated		: University of Kashmir, Srinagar.		
(ii) Name of other Universities to which Affiliated		: No		
(iii) The Statutory body through which recognised		: University Grants Commission / Indian Nursing Council/ National Council of Teacher Education/ All India Council for Technical Education.		
5. Year of Affiliation with University :		2008		
6. (i)Location of the College / Institution :		Rural		
(li)Block / City / Town :				
7. Geographical referencing:				
Latitude (in degree) [Range: 6-38]		33.7049708		
Latitude (in degree) [Range: 68-98]		75.2479061		
8. Type of College / Institution :		PG Centre / Off-Campus Centre		
9. Whether College is Autonomous :		NO		
10. Management of College/ Institution :		University		
11. (i)Is it a specialised College / Institution		NO		
(ii) Whether the College is running only Diploma Level Courses:		NO		
12. Is it Evening College / Institution :		NO		
13. Whether the College/Institution is exclusively meant for girls :		NO		
14. (i) Staff Quarter Available		Yes		
(ii) if yes,				
Category		Number		
Teaching Staff		2		
Non Teaching Staff		2		
Total		4		
15. (i) Does the College / Institute has Student Hostel		Yes		
If Yes, Number of Hostels		2		
S. No.	Name of Hostel	Hostel Type	Intake Capacity	No. Of students Residing
1	Boys Hostel	Boys Hostel	50	50
2	Girls Hostel	Girls Hostel	60	60

**Details of Programmes Offered by South Campus, University of Kashmir, Anantnag****Table 23.0 - List of Faculty & Departments****Faculty / School Name :**

S. No.	Name of the Departments / Centres
1	Department of Computer Science
2	Institute of Nursing
3	Department of English
4	Department of Education
5	Department of Mathematics
6	Department of Urdu
7	Department of Management Studies

Table 23.1- Regular Program Details**Admission Criteria:** University level entrance examination

Name of the Programme	Discipline / Subject	Approved Intake	Course Duration	Course Duration
			Year	Month
MBA Master of Business Administration	Management Studies	52	2	0
MA Master Of Arts	English	72	2	0
MA Master Of Arts	Education	78	2	0
M.Sc. Master of Science	Mathematics	65	2	0
M.Ed. Master Of Education	Education	78	2	0
M.C.A. Master of Computer Applications	Computer Applications	52	3	0
M.A. Master Of Arts	Urdu	65	2	0
BSc. Bachelor of Science in Nursing	Pharmaceutic al Science	50	3	0



**Table 24.0- Number of Students enrolled in South Campus,
University of Kashmir, Anantnag**

Regular Course:

Faculty Department / Programme	Year	Category	Number of Total Students Enrolled										Total		
			General		SC		ST		OBC		Self Financing		M	F	
			M	F	M	F	M	F	M	F	M	F			
Management Studies M.B.A. Master Of Business Administration Business Administration	1	Total	25	11	-	-	-	-	-	-	-	-	25	11	
		PWD (Out of Total)	-	-	-	-	-	-	-	-	-	-	-	-	
		Muslim Minority (Out of Total)	25	11	-	-	-	-	-	-	-	-	-	25	11
		Other Minority (Out of Total)	-	-	-	-	-	-	-	-	-	-	-	-	-
Management Studies M.B.A. Master Of Business Administration Business Administration	2	Total	23	19	-	-	-	-	-	-	-	-	23	19	
		PWD (Out of Total)	-	-	-	-	-	-	-	-	-	-	-	-	
		Muslim Minority (Out of Total)	23	19	-	-	-	-	-	-	-	-	-	23	19
		Other Minority (Out of Total)	-	-	-	-	-	-	-	-	-	-	-	-	-
English M.A. Master of Arts English	1	Total	18	30	-	-	-	-	-	-	-	-	18	30	
		PWD (Out of Total)	-	-	-	-	-	-	-	-	-	-	-	-	
		Muslim Minority (Out of Total)	18	30	-	-	-	-	-	-	-	-	-	18	30
		Other Minority (Out of Total)	-	-	-	-	-	-	-	-	-	-	-	-	-
Education M.A. Master of Education Education	1	Total	14	54	-	-	-	-	-	-	-	-	14	54	
		PWD (Out of Total)	1	1	-	-	-	-	-	-	-	-	1	1	
		Muslim Minority (Out of Total)	14	54	-	-	-	-	-	-	-	-	-	14	54
		Other Minority (Out of Total)	-	-	-	-	-	-	-	-	-	-	-	-	-
Education M.A. Master of Education Education	2	Total	19	38	-	-	-	-	-	-	-	-	19	38	
		PWD (Out of Total)	-	-	-	-	-	-	-	-	-	-	-	-	
		Muslim Minority (Out of Total)	19	38	-	-	-	-	-	-	-	-	-	19	38
		Other Minority (Out of Total)	-	-	-	-	-	-	-	-	-	-	-	-	-
Mathematics M.Sc. Master of Science Mathematics	1	Total	45	19	-	-	-	-	-	-	-	-	45	19	
		PWD (Out of Total)	1	-	-	-	-	-	-	-	-	-	1	-	
		Muslim Minority (Out of Total)	45	19	-	-	-	-	-	-	-	-	-	45	19
		Other Minority (Out of Total)	-	-	-	-	-	-	-	-	-	-	-	-	-
	2	Total	40	23	-	-	1	-	-	-	-	-	41	23	



Faculty Department / Programme	Year	Category	Number of Total Students Enrolled										Total	
			General		SC		ST		OBC		Self Financing		M	F
			M	F	M	F	M	F	M	F	M	F		
Mathematics M.Sc. Master of Science Mathematics		PWD (Out of Total)	-	-	-	-	-	-	-	-	-	-	-	-
		Muslim Minority (Out of Total)	40	23	-	-	1	-	-	-	-	-	41	23
		Other Minority (Out of Total)	-	-	-	-	-	-	-	-	-	-	-	-
M.Ed. Master Of Education Education	1	Total	12	53	-	-	-	1	-	-	-	-	12	54
		PWD (Out of Total)	1	1	-	-	-	-	-	-	-	-	1	1
		Muslim Minority (Out of Total)	12	53	-	-	-	1	-	-	-	-	12	54
		Other Minority (Out of Total)	-	-	-	-	-	-	-	-	-	-	-	-
M.Ed. Master Of Education Education	2	Total	11	64	-	-	-	-	-	1	-	-	11	65
		PWD (Out of Total)	-	-	-	-	-	-	-	-	-	-	-	-
		Muslim Minority (Out of Total)	11	64	-	-	-	-	-	1	-	-	11	65
		Other Minority (Out of Total)	-	-	-	-	-	-	-	-	-	-	-	-
Computer Applications M.C.A. Master of Computer Applications	1	Total	21	18	-	-	-	-	-	-	-	-	21	18
		PWD (Out of Total)	-	-	-	-	-	-	-	-	-	-	-	-
		Muslim Minority (Out of Total)	21	18	-	-	-	-	-	-	-	-	21	18
		Other Minority (Out of Total)	-	-	-	-	-	-	-	-	-	-	-	-
Computer Applications M.C.A. Master of Computer Applications	2	Total	23	7	-	-	-	-	1	-	-	-	24	7
		PWD (Out of Total)	-	-	-	-	-	-	-	-	-	-	-	-
		Muslim Minority (Out of Total)	23	7	-	-	-	-	1	-	-	-	24	7
		Other Minority (Out of Total)	-	-	-	-	-	-	-	-	-	-	-	-
Computer Applications M.C.A. Master of Computer Applications	3	Total	32	10	-	-	-	-	3	-	-	-	35	10
		PWD (Out of Total)	-	-	-	-	-	-	-	-	-	-	-	-
		Muslim Minority (Out of Total)	32	10	-	-	-	-	3	-	-	-	35	10
		Other Minority (Out of Total)	-	-	-	-	-	-	-	-	-	-	-	-
Urdu M.A. Master of Arts Urdu	1	Total	8	45	-	-	-	-	-	-	-	-	8	45
		PWD (Out of Total)	1	-	-	-	-	-	-	-	-	-	1	-
		Muslim Minority (Out of Total)	8	45	-	-	-	-	-	-	-	-	8	45
		Other Minority (Out of Total)	-	-	-	-	-	-	-	-	-	-	-	-
	2	Total	25	29	-	-	-	-	-	-	-	-	25	29



Faculty Department / Programme	Year	Category	Number of Total Students Enrolled										Total	
			General		SC		ST		OBC		Self Financing		M	F
			M	F	M	F	M	F	M	F	M	F		
Urdu M.A. Master of Arts Urdu		PWD (Out of Total)	-	-	-	-	-	-	-	-	-	-	-	-
		Muslim Minority (Out of Total)	25	29	-	-	-	-	-	-	-	-	25	29
		Other Minority (Out of Total)	-	-	-	-	-	-	-	-	-	-	-	-
Nursing B.Sc. Bachelor Of Science Nursing	1	Total	28	17	-	2	-	1	-	-	-	-	28	20
		PWD (Out of Total)	-	-	-	-	-	-	-	-	-	-	-	-
		Muslim Minority (Out of Total)	28	17	-	2	-	1	-	-	-	-	28	20
		Other Minority (Out of Total)	-	-	-	-	-	-	-	-	-	-	-	-
Nursing B.Sc. Bachelor Of Science Nursing	2	Total	14	38	-	1	-	-	-	-	-	-	14	39
		PWD (Out of Total)	-	-	-	-	-	-	-	-	-	-	-	-
		Muslim Minority (Out of Total)	14	38	-	1	-	-	-	-	-	-	14	39
		Other Minority (Out of Total)	-	-	-	-	-	-	-	-	-	-	-	-
Nursing B.Sc. Bachelor Of Science Nursing	3	Total	17	23	1	-	-	1	2	-	-	-	20	24
		PWD (Out of Total)	-	-	-	-	-	-	-	-	-	-	-	-
		Muslim Minority (Out of Total)	17	23	1	-	-	1	2	-	-	-	20	24
		Other Minority (Out of Total)	-	-	-	-	-	-	-	-	-	-	-	-
Ph.D. Doctor of Philosophy Business Administration Management		Total	8	-	-	-	-	-	-	-	-	-	8	-
		PWD (Out of Total)	-	-	-	-	-	-	-	-	-	-	-	-
		Muslim Minority (Out of Total)	8	-	-	-	-	-	-	-	-	-	8	-
		Other Minority (Out of Total)	-	-	-	-	-	-	-	-	-	-	-	-
Ph.D. Doctor of Philosophy English		Total	2	9	-	-	-	-	-	-	-	-	2	9
		PWD (Out of Total)	-	-	-	-	-	-	-	-	-	-	-	-
		Muslim Minority (Out of Total)	2	9	-	-	-	-	-	-	-	-	2	9
		Other Minority (Out of Total)	-	-	-	-	-	-	-	-	-	-	-	-
Ph.D. Doctor of Philosophy Mathematics		Total	7	-	-	-	-	-	-	-	-	-	7	-
		PWD (Out of Total)	-	-	-	-	-	-	-	-	-	-	-	-
		Muslim Minority (Out of Total)	7	-	-	-	-	-	-	-	-	-	7	-
		Other Minority (Out of Total)	-	-	-	-	-	-	-	-	-	-	-	-

Total Number of Students Enrolled in the Department :	914
Total Number of Female Students Enrolled in the Department :	514
Total Number of Male Students Enrolled in the Department :	400

Note:
PWD = Person with Disability



Other Minority = Christians, Sikhs, Buddhists, Zoroastrians (Parsis) and Jains.

**Table 25.0 - Examination Results***(Number of Students passed / awarded degree during the year 1st October, 2020 to 30th September, 2021)***REGULAR MODE:-**

Programme	Discipline / Subject	Students Appeared in Final Year		Students Passed / Awarded Degree		Number of Students Passed with 60% or above	
		Male	Female	Male	Female	Male	Female
M.B.A. Master of Business Administration	Business Administration	22	18	22	18	22	18
M.A. Master of Arts	English	25	25	25	25	25	25
M.A. Master of Arts	Education	26	50	26	50	26	50
M.Sc. Master of Science	Mathematics	37	28	37	28	37	28
M.Ed. Master of Education	Education	30	48	30	48	30	48
M.C.A. Master of Computer Application	Computer Application	32	11	32	11	32	11
M.A. Master of Arts	Urdu	20	44	20	44	20	44

Total Number of Students Appeared in Final Year Examination:- 416**Total Number of Students Passed / Awarded Degree in Regular Mode:- 416****Total Number of Female Passed / Awarded Degree in Regular Mode:- 224****Total Number of Male Passed / Awarded Degree in Regular Mode:- 192**



Table 26.0- Non Teaching Staff Information

NON TEACHING STAFF

Staff Type	Group	Sanctioned Strength	Type	Number in Position								REMARKS			
				General Category		Scheduled Caste(SC)		Scheduled Tribe(ST)		Other Backward Classes(OBC)			TOTAL		
				M	F	M	F	M	F	M	F		M	F	
Non Teaching Staff Excluding Lib & Physical Education.	Group D	64	Total	60	4	-	-	-	-	-	-	60	4		
			PWD (Out of Total)	-	-	-	-	-	-	-	-	-	-	-	
			Muslim Minority (Out of Total)	60	4	-	-	-	-	-	-	-	60	4	
			Other Minority (Out of Total)	-	-	-	-	-	-	-	-	-	-	-	
Physical Education Staff	Group D	2	Total	2	-	-	-	-	-	-	-	2	-		
			PWD (Out of Total)	-	-	-	-	-	-	-	-	-	-	-	
			Muslim Minority (Out of Total)	2	-	-	-	-	-	-	-	-	2	-	
			Other Minority (Out of Total)	-	-	-	-	-	-	-	-	-	-	-	
Contractual	Group D	22	Total	17	5	-	-	-	-	-	-	17	5		
			PWD (Out of Total)	-	-	-	-	-	-	-	-	-	-	-	
			Muslim Minority (Out of Total)	17	5	-	-	-	-	-	-	-	17	5	
			Other Minority (Out of Total)	-	-	-	-	-	-	-	-	-	-	-	
Library Staff	Group D	7	Total	5	2	-	-	-	-	-	-	5	2		
			PWD (Out of Total)	-	-	-	-	-	-	-	-	-	-	-	
			Muslim Minority (Out of Total)	5	2	-	-	-	-	-	-	-	5	2	
			Other Minority (Out of Total)	-	-	-	-	-	-	-	-	-	-	-	

Total Number of Non Teaching Staff : 95

Total Number of Females in Non Teaching Staff : 11

Total Number of Males in Non Teaching Staff : 84

Note:

PWD = Person with Disability

Other Minority = Christians, Sikhs, Buddhists, Zorastrians (Parsis) and Jains.



Table 27.0- Scholarships provided

Category	Number of Total Students Receiving Government Scholarship										Remarks
	General Category		Scheduled Caste (SC)		Scheduled Tribe (ST)		Reserved Categories		Total		
	M	F	M	F	M	F	M	F	M	F	
Total	16	17	–	–	–	–	1	2	17	19	
PWD (Out of Total)	–	1	–	–	–	–	–	–	–	1	
Muslim Minority (Out of Total)	16	16	–	–	–	–	1	2	17	18	
Other Minority (Out of Total)	–	1	–	–	–	–	–	–	–	1	

**Table 28.0 - List of Affiliated Colleges**

District wise list of Govt. Degree Colleges affiliated with University of Kashmir	
S. No.	Name of the College
District Srinagar (05)	
1.	Gandhi Memorial College, Srinagar
2.	Vishwa Bharti Women's College, Ranawari, Srinagar
3.	Govt. College for Women, Nawakadal, Srinagar
4.	Srinagar Womens College Batpora, Zakura, Srinagar
5.	Govt. Degree College, Bagi Dilawar Khan, Srinagar
District Anantnag (13)	
6.	Govt. Degree College for Boys, Anantnag.
7.	Govt. Degree College for Women, Anantnag.
8.	Govt. Degree College, Bijbehara
9.	Govt. Degree College, Uttrasoo, Anantnag
10.	Govt. Degree College, Vailoo-Larnoo, Anantnag
11.	Govt. Degree College, Dooru
12.	Govt. Degree College, Kokernag
13.	Govt. Degree College Verinag
14.	Govt. Degree College Mattan
15.	Govt. Degree College Qazigund
16.	Govt. Degree College Frisal Homeshallibugh
17.	Govt. Degree College Chittisinghpura
18.	Govt. Degree College Aishmuqam
District Baramulla (12)	
19.	Govt. Degree College for Boys, Baramulla.
20.	Govt. Degree College for Women, Baramulla
21.	Govt. Degree College, Boys, Sopore,
22.	Govt. Degree College for Women, Sopore.
23.	Govt. Degree College, Tangmarg, Baramulla
24.	Govt. Degree College, Pattan
25.	Govt. Degree College, Uri
26.	Govt. Degree College Hadipora, Baramulla
27.	Govt. Degree College Bomai
28.	Govt. Degree College Kreeri
29.	Govt. Degree College Boniyar
30.	Govt. Degree College Dangiawacha
District Pulwama (06)	
31.	Govt. Degree College (Boys)Pulwama
32.	Govt. Degree College, Women, Pulwama
33.	Govt. Degree College, Tral
34.	Govt. Degree College, Pampore, Pulwama
35.	Govt. Degree College Rajpora, Pulwama
36.	Govt. Degree College Awantipora, Pulwama
District Kupwara (08)	
37.	Govt. Degree College, Kupwara.
38.	Govt. Degree College, Handwara.
39.	Govt. Degree College, Women, Kupwara
40.	Govt. Degree College, Sogam, Kupwara
41.	Govt. Degree College, Tangdhar
42.	Govt. Degree College Kralpora
43.	Govt. Degree College, Vilgam
44.	Govt. Degree College Langate
District Shopian (02)	
45.	Govt. Degree College, Shopian
46.	Govt. Degree College, Zainpora Shopian
District Leh (02)	
47.	Eliezer Jolden Memorial College, Leh



48.	Govt. Degree College Nobra Leh
District Kargil (03)	
49.	Govt. Degree College, Kargil
50.	Govt. Degree College, Zanaskar, Kargil
51.	Govt. Degree College Drass
District Ganderbal (02)	
52.	Govt. Degree College Ganderbal
53.	Govt. Degree College Kangan, Ganderbal
District Kulgam (03)	
54.	Govt. Degree College, Kulgam
55.	Govt. Degree College, Killam, Kulgam
56.	Govt. Degree College, Damhal Hanji Pora, Kulgam
District Bandipore (06)	
57.	Hassan Khoi-e-Hami Memorial College, Bandipore
58.	Govt. Degree College, Gurez
59.	Govt. Degree College, Sumbal
60.	Govt. Degree College, Ajas
61.	Govt. Degree College Hajin
62.	Govt. Degree College Tulail
District Budgam (07)	
63.	Govt. Degree College Beerawah, Budgam
64.	Sheikh-ul-Alam Memorial Degree College Budgam
65.	Govt. Degree College, Khansahib, Budgam
66.	Govt. Degree College, Magam, Budgam
67.	Model Govt. Degree College Charar-i-Sharief, Budgam
68.	Govt. Degree College Chadoora
69.	Govt. Degree College Soibugh

List of professional Colleges (Govt./Private)

S.No.	Name of the College & Address	Programme Offered
No. of Govt Medical Colleges (03)		
1	Govt. Medical College, Srinagar	5 Year MBBS
2	Govt. Medical College, Baramulla	5 Year MBBS
3	Govt. Medical College, Anantnag	5 Year MBBS
No. of Govt Dental Colleges (01)		
1	Govt. Dental College, Srinagar	B.DS
No. of Unani Medical Colleges (02)		
1	Kashmir Tibbiya College, Shilvat Sumbal	BUMS
2	Asian Medical Sciences, Zakura	BUMS
No. of Govt. Nursing & Paramedical Colleges (05)		
1	GMC Paramedical & Nursing Colleges, Srinagar	04 Year B.Sc Nursing/ B.Sc MLT/B.Sc OTT/ B.Sc Renal Dialysis/ B.Sc RadioGraphy/ B.Sc Aneastisia Technology /B.Sc Cardiac Care Technology /B.Sc Respiratory Care Technology/ B.Sc Neuro Science/ B.Sc Radio Therapy/ B.Sc Physiotherapy
2	GMC Paramedical & Nursing Colleges, Baramullah	04 Year B.Sc Nursing/B.Sc MLT/ B.Sc OTT/ B.Sc Renal Dialysis/ B.Sc Radio Graphy/ B.Sc Aneastisia TechNology.
3	GMC Paramedical & Nursing Colleges, Anantnag	04 Year B.Sc Nursing/ B.Sc MLT/B.Sc OTT/ B.Sc Renal Dialysis/ B.Sc RadioGraphy/ B.Sc Aneastisia Technology
4	Govt. College of Nursing, Baghi Dilawar Khan Srinagar	04 Year B.Sc Nursing



5	Institute of Paramedical Sciences Nursing College (South Campus Anantnang)	04 Year B.Sc. Nursing
No. of Private Paramedical and Nursing Colleges (08)		
1	Bibi Halima College of Nursing & Technology Karan Nagar, Srinagar	04 Year B.Sc. Nursing / Post Basic Nursing /M.Sc. Nursing
2	Arsh Institute of Health Sciences and Technology, Khonmoh Srinagar	04 Year B.Sc. Nursing/ Operation Theatre
3	SEM College of Nursing, Humhama Budgam	04 Year B.Sc. Nursing
4	Ramzan Institute of Paramedical Sciences, Nowgam By Pass	04 Year B.Sc. Nursing
5	IBN Sina College of Nursing & Health Sciences, Ompora Budgam	04 Year B.Sc. Nursing
6	Haneefa Nursing College, Sopore	4 Year B.Sc Nursing
7	Dolphin Institute of Medical Sciences & Technology, Pulwama	B.Sc. Operation Theatre, B.Sc. Radiography, B.Sc. MLT
8	Dr. Qadri's College of Medical Laboratory & Technology, Karan Nagar, Srinagar	B.SC MLT
No. of Engineering Colleges (02)		
1	SSM College of Engineering & Technology, Parihaspora Pattan	
2	Institute of Engineering & Technology, Zakura Campus	
No. of Architecture Colleges (01)		
1	School of Architecture (Abdul Ahad Azad Memorial Degree College, Bemina)	B. Architecture
No. of Law Colleges (04)		
1	KCEF Law Colleges, Pulwama	
2	Kashmir Law College, Nowshera, Srinagar	
3	Sopore Law College, Sopore	
4	Vitasta Law College, Nowgam Srinagar	
No. of B.ED Colleges (75)		
1	Adnan College of Education, Batpora.Sgr.	B.ED
2	Al-Ahad College of Education, K.P. Road, Anantnag	B.ED
3	Alamdar College of Education, Sopore	B.ED
4	Al-Huda College of Education, Pattan Baramullah	B.ED
5	Al-Noor College of Education, Madar Bandipora.	B.ED
6	Apex College of Education, Sopore	B.ED
7	BABA Payam-u-Din College of Education, Zainageer Sopore.	B.ED
8	CED College of Education, Narbal Budgam	B.ED
9	Chinab Valley College of Education, Narqura Budgam	B.ED
10	Dr. Iqbal Trainings College of Education Mehjoor Nagar Sgr.	B.ED
11	Franklin College of Education, Sopore	B.ED
12	Gandhi Memorial College of Education, Jammu	B.ED
13	Green Land College of Education, Hawal, Sgr.	B.ED
14	Green Valley College of Education, Dhobivan, Tangmarg.	B.ED
15	Green, Valley College of Education, Lethpora Pampore	B.ED
16	Gulzar Memorial College of Education, Kalan Sopore	B.ED
17	Guru Nanak College of Education, Awantipora Pulwama.	B.ED
18	Insight Institute of Educational Technology, Pinglina Pulwama	B.ED
19	Jamia College of Education, Brakpora Anantnag.	B.ED
20	Janbaz Wali College of Education, Nadihal Baramullah	B.ED



21	JET College of Education, Delina Baramullah.	B.ED
22	Kashmir College of Education, Model Town Sopore	B.ED
23	Kashmir Paradise College of Education, Parihaspora Pattan	B.ED
24	Kashmir Valley College of Education, Nowgam, Bypass.	B.ED
25	Kashmir Women's College of Education, Noorbagh Sopore	B.ED
26	Kaunsar College of Education, Nowshera Sgr.	B.ED
27	KCEF College of Education, payar Road Pulwama.	B.ED
28	KSERT College of Education, Humhama, Budgam.	B.ED
29	Lake City College of Education, Shalimar Sgr.	B.ED
30	Mehboob-ul-Alam College of Education, Bandipora.	B.ED
31	MET College of Education, Sopore	B.ED
32	MTM College of Education, Wusun Tangmarg.	B.ED
33	N.R. College of Education, Budshah Nagar Natipora Sgr.	B.ED
34	Qamariya College of Education, Badam Pora Ganderbal,	B.ED
35	Quality College of Education, Boniyar Baramullah.	B.ED
36	Raihan College of Education, Khulmullah, Alastang Ganderbal	B.ED
37	Ramzan College of Education, Nowgam Bypass.	B.ED
38	Ramzan Memorial College of Education, Rangee Sopore	B.ED
39	Rehmat-e-Alam College of Education, Anantnag.	B.ED
40	RESET College of Education, Bagander Lasjan	B.ED
41	Rizwan Memorial College of Education, Sumbal Road, Asham	B.ED
42	S.M.Iqbal College of Education, Gogo Rengreth, Budgam	B.ED
43	Sadiq Memorial College of Education, Soura	B.ED
44	Sanctorium College of Education, Lalad Sopore.	B.ED
45	Sarafraz College of Education, Khalil Colony Hyderpora, Bypass.	B.ED
46	SEM College of Education, Humhama Budgam	B.ED
47	Shadab College of Education, Malbagh Hazratbal Sgr.	B.ED
48	Shaheen College of Education, Rampora, Bandipora	B.ED
49	Shah-i-Hamadan College of Education, Siligam Anantnag.	B.ED
50	Shanti Niketan College of Education, HMT. Sgr.	B.ED
51	Sheikh Hamza College of Education, Mader Bandipora	B.ED
52	Sheikh-ul-Alam College of Education, Kupwara	B.ED
53	Soch Kral Memorial College of Education, Newa Pulwama.	B.ED
54	South Kashmir Teachers Training College, B.K Pora Nowgam	B.ED
55	Srinagar College of Education, Zainapora, Shopian	B.ED
56	SSM College of Education, Soitang Padshahi Bagh Sgr.	B.ED
57	Subhan College of Education, Khowja Bagh Baramullah	B.ED
58	Syed Ali Memorial College of Education, Beerwah Budgam.	B.ED
59	Tahira Khanam College of Education, Lawaypora Sgr.	B.ED
60	Unique College of Education, Mirgund Pattan.	B.ED
61	Vishwa Bharti College of Education, Jammu	B.ED
62	WEETA College of Education, Sangam Anantnag	B.ED
63	Welkin College of Education, Sopore	B.ED
64	Wular Valley College of Education, Bandipora.	B.ED
65	Zakir Memorial College of Education, Tamulhal, Pulwama	B.ED
66	Afarwat College of Education and Technology, Janbapora Baramulla	B.ED



67	Pioneer College of Education, Pattan	B.ED
68	Success College Of Education, Padshahi Bagh Srinagar	B.ED
69	G.A Memorial College of Education, Lethpora Pampore	B.ED
70	Islamic Discovery College of Education, Pumbai Kulgam	B.ED
71	Maxwell College of Education, Rajpora Road, Pulwama	B.ED
72	Paramount College of Education , Prichoo Pulwama	B.ED
73	Guardian College of Education,	B.ED
74	South Valley College of Education, Devsar Kulgam	B.ED
75	AAR Al-Rashid College of Education, Handwara	B.ED
No. of IT & Management Colleges (14)		
1	Franklin College of Education, Sopre	BBA
2	Greenland Business School, Hawal	BBA
3	Iqbal Institute of Technology and Management (IITM), Laloo, Hyderpora.	BBA/ BCA
4	Mother Teresa Memorial College, Wusun Tangmard	BBA/ BCA
5	S.M. Iqbal Business School, Gogo, Rangreth, Budgam.	BBA/ B.SC-IT
6	SEM College of Management Studies, Humhama, Budgam.	BBA/ BCA
7	Sheikh-ul-Alam College of Education, Kupwara	BBA
8	SSM College of Engineering & Technology, Parihaspora, Pattan.	BBA/M.Sc. Physics/M.Sc Electronics
9	CASET College of Computer Science, Srinagar.	BCA
10	Master Institute of Information Technology, Pulwama.	BCA
11	Rehmat-E-Alam College of Education, Anantnag	BCA
12	Kounsar College of Education, Nowshera	BBA
13	Delhi Business School, Pulwama	BBA
14	NIELIT, Gogo Rengreth	BCA/ B.Sc-IT
No. of Oriental Colleges (10)		
1	Anjuman Nusrat-Ul-Islam, Rajouri Kadal, Srinagar.	
2	Darul Uloom Hanifa Arabic College, Noorbagh, Srinagar.	
3	Govt. Oriental College, Bagi Dilawar Khan Srinagar.	
4	Islamia Oriental College, Tral.	
5	Jamia Bab-ul-Aloom, Budgam.	
6	Kamla Nehru Memorial Mahavidyala, Barbarshah Sgr.	
7	Madinat -Ul-Uloom, Hazratbal, Sgr.	
8	Jamia-Ul-Bannat, Lal Bazar, Sgr.	B.A Fazilat
9	Siraj-Ul-Uloom, Shopian, Kashmir.	
10	The Jammu & Kashmir Yateem Khana, Bamina Sgr. (Welfare Degree College & Technology)	
No. of B.Com (General) & B.A (MCMP) Private College (01)		
1	Gandhi Memorial College, Jammu	B.Com (Hons)/ B.A (MCMP)
No. of Jammu & Kashmir Institute of Mathematical Science (01)		
1	Institute of Mathematical Sciences, (Amar Singh College, Jawahir Nagar)	Integrated Courses In Mathematics

Table 28.1 -Total Admissions in Affiliated Colleges 2020-21

PG 1 st Year		UG 1 st Year		PG Diploma 1 st Year		Diploma 1 st Year		Certificate 1 st Year		Total	
Male	Female	Male	Female	Male	Female	Male	Female	Male	Female	Male	Female
650	643	15870	19196	53	30	110	286	100	172	16783	20327

**Table 29.0 -Details of Departments / Research Centres and Officers of University**

S.No	Department		
	Name of the Department	Head/Coordinator	Campus
<i>School of Applied Science and Technology (Dean: Prof. F.A. Masoodi)</i>			
1.	Computer Sciences	Prof. M. Arif Wani	Main
2.	Computer Sciences	Mr. Mohsin Altaf (Coordinator)	South
3.	Computer Sciences	Dr. Faisal Qadir (Coordinator)	North
4.	Directorate of Information Technology & Support System	Er. Maroof Quadri (I/C Dir.)	Main
5.	Electronics & Instrumentation Technology	Dr. M. Tariq Banday	Main
6.	Food Science and Technology	Prof. F.A. Masoodi	Main
7.	Home Science	Prof. Nilofar Khan	Main
8.	Pharmaceutical Sciences	Prof Nahid Tabussum	Main
<i>School of Art, Languages and Literature (Dean: Prof. Lily Want)</i>			
9.	Arabic	Prof. Salahuddin Tak	Main
10.	English	Prof. Lily Want/ Dr. Nusrat Jan	Main
11.	English	Dr. Shabir Hussain Ganie (Coordinator)	South
12.	English	Dr. M. Amin Paray (Coordinator)	North
13.	Foreign Languages	Dr. Irfan Fazili	Main
14.	Hindi	Prof Ruby Zutshi	Main
15.	Kashmiri	Prof.Mehfooza Jan	Main
16.	Linguistics	Prof. Adil Amin Kak	Main
17.	Persian	Dr. Shad Hussain (Coordinator)	Main
18.	Sanskrit	Dr. Md. Meraj Ahmad (Coordinator)	Main
19.	Urdu	Dr. Mufti Mudasir / Dean Academic Affairs	Main
20.	Urdu	Dr. M. Iqbal Bhat (Coordinator)	South
21.	Iqbal Institute of Culture and Philosophy	Dr. M. A. Ganai (Coordinator)	Main
22.	Centre of Sheikhul Alam Studies	Prof. G.N. Khaki	Main
23.	Institute of Music and Fine Arts	Prof. Mohammad Hussain	Main
<i>School of Biological Sciences: (Dean: Prof. Azra Kamili)</i>			
24.	Biochemistry	Dr. Shajrul Amin (coordinator)	Main
25.	Biotechnology	Prof. K.M. Fazili	Main
26.	Botany	Prof. Abdul Hamid Wani	Main
27.	Bioresources	Dr. Manzoor Ahmad Mir (Coordinator)	Main
28.	Clinical Biochemistry	Dr. Shajrul Amin (Coordinator)	Main
29.	Zoology	Prof. Syed Tanveer	Main
30.	Nanotechnology	Dr. Rabia Hameed	Main
31.	Centre of Research for Development (CORD)	Prof. Basheer Ahmad Ganai (Coordinator)	Main
<i>School of Business Studies (Dean: Prof. S. Mufeed Ahmad)</i>			
32.	Commerce	Prof. Mushtaq Ahmad Bhat / Prof. M. Shafi Sofi	Main
33.	Management Studies	Prof. Mushtaq Ahmad Darzi/ Prof. Mohammad Iqbal Hakeem	Main
34.	Management Studies	Ms. Natasha Saqib	South



35.	Management Studies	Ms. Viqar-un-Nisa (Coordinator)	North
36.	Economics	Prof. Efat Yasmeen / Prof Imtiyaz-ul-Haque	Main
School of Education and Behavioural Science: (Dean: M. Iqbal Mattoo)			
37.	Education	Prof. Tasleema Jan	Main
38.	Education	Mr. Bilal A. Kaloo (Coordinator)	South
39.	Psychology	Dr. Tauseef Rizvi	Main
40.	Physical Education	Dr. Nisar Ahmad Khan	Main
School of Earth Science (Dean: Prof. M. Sultan Bhat)			
41.	Environmental Science	Prof. Fayaz Ahmad	Main
42.	Earth Science	Professor Gh Jeelani	Main
43.	Geoinformatics	Prof. Shakeel Ahmad Ramshoo	Main
44.	Geography and Regional Development	Prof. Shamim Ahmad Shah	Main
45.	Electrical and Electronics Engineering (Institute of Technology)	Prof. G. M. Bhat	Zakura
46.	Mechanical Engineering (Institute of Technology)	Er. Qazi Juniad (Coordinator)	Zakura
47.	Applied Sciences (Institute of Technology)	Prof. S. Muzaffar Ali Andrabi	Zakura
48.	Computer Science and Engineering	Er. Manzoor Ali Lone (Coordinator)	North
School of Law (Dean: Prof Mohammad Ayub Dar)			
49.	Law	Prof Mohammad Ayub Dar	Main
School of Physical and Material Sciences: (Dean: Prof. Sharief ud din Peerzada)			
50.	Chemistry	Prof. Syed Wajahat Amin Shah	Main
51.	Mathematics	Prof. S. Peerzada	Main
52.	Mathematics	Dr. Firdous A. Shah (Coordinator)	South
53.	Physics	Prof. Shakeel Ahmad Simnani	Main
54.	Statistics	Prof. M.A.K Beigh	Main
School of Social Sciences (Prof. Asifa Jan)			
55.	History	Prof. M.Y Ganai	Main
56.	Shah-i-Hamadan Institute of Islamic Studies	Prof. Manzoor Ahmad Bhat	Main
57.	Media Education Research Centre (MERC)	Dr. Aaliya Ahmad	Main
58.	Library & Information Science	Dr. Shabeer Ahmad	Main
59.	Political Science	Prof. Gul Mohammad Wani	Main
60.	Sociology	Prof. Peerzada Mohammad Amin	Main
61.	Social Work	Dr. Adil Basheer (Coordinator)	Main
62.	Kashmir Studies	Prof. M. Y. Ganai	Main
63.	Centre of Central Asian Studies (CCAS)	Prof. Tareeq Ahmad Rather	Main
64.	Gender Studies	Dr. Tabasum Firdous (Coordinator)	Main
School of Non-Formal Education (Dean: Prof. Mushtaq Ahmad)			
65.	Directorate of Distance Education	Prof. Tariq Ahmad	Main
66.	School of Lifelong Learning	Dr. G.H. Mir	Main
67.	J&K State Resource Centre (JKSRC)	Dr. Nisar Ahmad Mir	Main
Faculty of Medicine (Dean: Dr. Qazi Masood)			
68.	Institute of Nursing		South
69.	Affiliated Colleges		
Faculty of Dentistry (Dean: Prof. Riyaz Farooq)			
70.	Affiliated Colleges		
Faculty of Unani and Ayurvedic Medicine (Dean: Prof. Akbar Masood)			
71.	Affiliated Colleges		



Support Services			
72.	Dean Academic Affairs	Prof. Shabeer Ahmad Bhat	Main
73.	Dean Research	Prof. Shakeel Ahmad Ramshoo	Main
74.	Controller of Examination	Prof. Irshad Ahmad Nawchoo	Main
75.	Allama Iqbal Library	Prof. Irshad Zia	Main
76.	Bioinformatics Centre	Prof. Khalid Majeed Fazili	Main
77.	Educational Multimedia Research Centre (EMMRC)	Dr. Saleema Jan	Main
78.	Population Research Centre	Dr. Imtiyaz-ul-Haque	Main
79.	Centre for Biodiversity and Taxonomy	Prof. A H Wani	Main
80.	Directorate of Internal Quality Assurance (DIQA)	Prof Anwar Hassan	Main
81.	Directorate of Physical Education & Sports	Dr. Nisar Ahmad Khan	Main
82.	Human Resource Centre	Prof. Mushtaq Ahmad Darzi	Main
83.	Centre for Career Planning and Counselling	Prof. M Shafi Sofi	Main
84.	Centre for interdisciplinary Research and Innovations	Dr. Altaf Ahmad	Main