



UNIVERSITY OF KASHMIR
HAZRATBAL, SRINAGAR

STATISTICAL DIGEST 2023-24



Directorate of
Internal Quality Assurance (DIQA)
University of Kashmir, NAAC Accredited Grade A++



VISION

To be a world class University committed to create and disseminate knowledge for human development and welfare

Chief Patron

Prof. Nilofer Khan
Vice-Chancellor

Patron

Prof. Naseer Iqbal
Registrar

Chief Editor

Prof. Manzoor Ahmad Shah
Director, DIQA

Editor

Dr. Ajaz Akbar Mir
Deputy Director DIQA

Associate Editor

Wasim Hussain
Assistant Technical Officer (DIQA)
Assistant Nodal Officer (AISHE)

Assistance by

Faisal Amin Shah

© 2023-24 University of Kashmir
Published by Directorate of Internal Quality Assurance (DIQA), University of Kashmir
www.diqa.uok.edu.in
email at:-diqa@uok.edu.in



MISSION

To create intellectually stimulating environment, promote excellence in teaching, research and extension activities and facilitate academic freedom, diversity and harmony



राष्ट्रीय मूल्यांकन एवं प्रत्यायन परिषद
विश्वविद्यालय अनुदान आयोग का स्वायत्त संगठन
NATIONAL ASSESSMENT AND ACCREDITATION COUNCIL
An Autonomous Institution of the University Grants Commission

Certificate of Accreditation

The Executive Committee of the
National Assessment and Accreditation Council
is pleased to declare
University of Kashmir
Hazratbal, Dist. Srinagar, Jammu and Kashmir as
Accredited
with CGPA of 3.68 on four point scale
at A⁺⁺ grade
valid up to June 05, 2030

Date : June 06, 2025



Mus
Director



BC/SC/251/4th Cycle/KUNGN10064



राष्ट्रीय मूल्यांकन एवं प्रत्यायन परिषद
विश्वविद्यालय अनुदान आयोग का स्वायत्त संगठन
NATIONAL ASSESSMENT AND ACCREDITATION COUNCIL
An Autonomous Institution of the University Grants Commission

Quality Profile

Name of the Institution : University of Kashmir
Place : Hazratbal, Dist. Srinagar, Jammu and Kashmir

Criteria	Weightage (W _i)	Criterion-wise Weighted Grade Point (Cr WGP _i)	Criterion-wise Grade Point Averages (Cr WGP _i / W _i)
I. Curricular Aspects	150	580	3.87
II. Teaching-Learning and Evaluation	200	702	3.51
III. Research, Innovations and Extension	250	945	3.78
IV. Infrastructure and Learning Resources	100	375	3.75
V. Student Support and Progression	100	344	3.44
VI. Governance, Leadership & Management	100	377	3.77
VII. Institutional Values and Best Practices	100	355	3.55
Total	$\sum_{i=1}^7 W_i = 1000$	$\sum_{i=1}^7 (Cr WGP_i) = 3678$	

$$\text{Institutional CGPA} = \frac{\sum_{i=1}^7 (Cr WGP_i)}{\sum_{i=1}^7 W_i} = \frac{3678}{1000} = 3.68$$

Grade = A⁺⁺



Date : June 06, 2025

Mus
Director

- This certification is valid for a period of Five years with effect from June 06, 2025
- An Institutional CGPA on four point scale in the range of 3.51 - 4.00 denotes A⁺⁺ grade, 3.26 - 3.50 denotes A⁺ grade, 3.01 - 3.25 denotes A grade, 2.76 - 3.00 denotes B⁺ grade, 2.51 - 2.75 denotes B grade, 2.01 - 2.50 denotes B grade, 1.51 - 2.00 denotes C grade
- Scores rounded off to the nearest integer

BC/SC/251/4th Cycle/KUNGN10064



C O N T E N T

Title	Page No.
Message from Vice Chancellor	
Message from Registrar	
Message from Director	
Overview of the University	
Highlights of the Year	01-04
Graphical Overview of Year	05-15
Table 1.0- Basic Information of Main Campus	16-16
Table 1.1- Basic Information of North Campus	17-17
Table 1.2- Basic Information of South Campus	18-18
Table 1.3- Basic Information of Zakura Campus	19-19
Table 2.0- Main Campus Details	20-30
Table 2.1- Zakura Campus Details	31-31
Table 2.2- North Campus Details	32-32
Table 2.3- South Campus Details	33-33
Table 3.0- Students Enrolled in Main Campus	34-60
Table 3.1- Students Enrolled in Centre for Distance & Online Education	61-63
Table 3.2- Students Enrolled in Directorate of Life Long Learning	64-65
Table 3.3- Students Enrolled in Zakura Campus	66-67
Table 3.4- Students Enrolled in North Campus	68-69
Table 3.5- Students Enrolled in South Campus	70-72
Table 4.0- Consolidated Gender-Wise Enrolment Details in Main and Satellite Campuses	73-73
Table 4.1- Consolidated Category-Wise Figure of Student Enrolment	73-73
Table 4.2- Consolidated Category Wise break up of Student enrolment Main and Satellite campuses	74-74
Table 4.3- Consolidated School wise Category Wise break up of Student enrolment Main campuses	75-76
Table 4.4- Consolidated School Wise Male Female Enrolment in Main and Satellite Campuses	76-77
Table 5.0- Number of Scholars Registered / Awarded for PhD.	78-79
Table 6.0- Examination Results in Main Campus	80-84
Table 6.1- Examination Results in Zakura Campus	85-85
Table 6.2- Examination Results in North Campus	85-85
Table 6.3- Examination Results in South Campus	86-86
Table 6.4- Consolidated Examination Details in Main and Satellite Campuses	86-86
Table 7.0- Scholarship Details of Main Campus	87-87
Table 7.1- Scholarship Details of Zakura Campus	87-87
Table 7.2- Scholarship Details of North Campus	88-88
Table 7.3- Scholarship Details of South Campus	88-88
Table 7.4- Consolidated Scholarship Details in Main and Satellite Campuses	89-89
Table 7.5- Major Scholarships / Students Aid Fund	90-94
Table 8.0- Placement Details in Main and Satellite Campuses	94-94
Table 9.0- Student accommodation / Hostel facilities in main and satellite campuses	95-95
Table 9.1- list of teaching and non-teaching quarters / departmental buildings in main and satellite campus	96-96
Table 10.0- Books / Equipments at Allama Iqbal Library	97-97
Table 11.0- Student Progression Details during the year	98-99
Table 11.1 - Students participated in various sports activities	100-102
Table 12.0- Sanctioned Strength, Filled & Vacant Positions of Teaching and Non Teaching Staff	103-106
Table 12.1- Sanctioned Strength, Filled & Vacant Positions of Teaching Faculty (Department wise)	107-112
Table 12.2- New Recruitments / Human Resource Progression	113-116
Table 12.3- List of Teaching and Non Teaching Staff Superannuated during the year	117-119
Table 12.4- List of teaching /Non Teaching Staff expired during the year	119-119
Table 13.0- School wise / Department wise Research Papers published by Faculty Members	120-121
Table 13.1- School wise / Department wise Books published by Faculty Members	122-122
Table 13.2- School wise / Department wise Book Chapters published by Faculty Members	123-124
Table 13.3 School wise / Department wise Book Edited published by Faculty Members	124-125
Table 13.4- School wise / Department wise Conference / Workshop / Seminars organized by various Departments / Centres	126-127
Table 13.5- School wise / Department wise Conference / Workshop / Seminars attended by faculty members	128-133
Table 13.6 – Research Projects sanctioned to the various faculty members and research scholars	134-140
Table 14.0 List of Affiliated Colleges	141-149
Table 14.1 – Level / programme wise and gender wise student enrolment in affiliated colleges	150-162



Prof. (Mrs.) Nilofer Khan

Vice-Chancellor
University of Kashmir,
Hazratbal, Srinagar – 190006,
Jammu and Kashmir (India).

MESSAGE

I am pleased to acknowledge the Directorate of Internal Quality Assurance (DIQA) for publishing the latest edition of the Statistical Digest for the academic year 2023–24. This publication reflects the University of Kashmir's continued commitment to introspection, critical analysis, integration, innovation, and overall institutional enhancement. Compiled by the DIQA, the Statistical Digest 2023–24 serves as a vital indicator tool for the University's progress in teaching, research, and extension activities.



The University of Kashmir has firmly secured its place among the top 50 universities in the NIRF 2024 rankings, including an impressive 14th position among State Public Universities in the country. This recognition reinforces our unwavering dedication to excellence in research, innovation, teaching, learning, and administrative practices.

A significant milestone and a landmark achievement in our journey was the recent NAAC Peer Team visit in May 2025, which culminated in the University being awarded the prestigious “Grade A++” and is truly a matter of pride for the Institution. This achievement stands as a testament to the collective efforts and unwavering commitment of all our stakeholders. The comprehensive data compiled across all seven NAAC criteria, with dedication and precision, is a reflection of the University's pursuit of quality and excellence. I extend my heartfelt congratulations to everyone involved—particularly the Director of DIQA, his entire team, and both the teaching and non-teaching staff—for their remarkable contributions to this success. I acknowledge the contribution of each one of us and together, we have truly embodied the University's motto, “Darkness to Light”

I commend the DIQA team and the editorial board for producing such a useful Statistical Digest 2023–24, which is quite user-friendly and easily accessible. The Digest offers an insightful overview of key academic and administrative metrics, including admissions, enrolments, examination outcomes, PhD awardees, scholarships, newly launched programs, human resources, and infrastructure development.

I extend my best wishes to the team DIQA and the Statistical Digest team. DIQA is a vital component of the University's governance and quality assurance framework, their continued efforts is essential to sustaining and advancing institutional excellence. I heartily applaud their dedication and look forward to their future initiatives with great optimism


Prof. Nilofer Khan



Registrar,
University of Kashmir,
Hazratbal, Srinagar-190006,
Jammu and Kashmir (India).

MESSAGE

It is a pleasure to witness the Directorate of Internal Quality Assurance (DIQA) unveiling the latest edition of the University's Statistical Digest for the year 2023-24. DIQA has been instrumental in providing crucial statistical insights to stakeholders and the wider community, firmly establishing itself as a key institution in today's knowledge-driven economy.



Over time, the University of Kashmir has exhibited remarkable progress by introducing a broad spectrum of programs aimed at tackling the dynamic challenges in higher education. In the recently released NIRF Rankings 2024, the University proudly secured a spot among the top 50 universities nationwide and achieved 14th place among State Public Universities—an impressive milestone reflecting the institution's comprehensive growth. This accomplishment highlights the strong trust and positive regard the public holds for the University.

Moreover, the NAAC Peer Team visit from May 29th to 31st 2025 marked a pivotal moment in the University's journey, culminating in the prestigious Grade A++. This achievement is a shared success for the entire University community as well as its various stakeholders. I extend my sincere gratitude to every staff member, teaching, and non-teaching alike, for their unwavering commitment throughout the accreditation process. Special thanks to the core team and dedicated officers responsible for addressing the accreditation parameters. My heartfelt congratulations to the Director of DIQA and his team for new criteria, and coordination during the NAAC Peer Team visit. DIQA exemplifies our dedication to excellence by thoroughly documenting and reporting University activities, ensuring adherence to the highest standards in higher education. It plays a vital role in fostering continuous quality enhancement across all University functions.

I compliment the DIQA team and the Editorial Board of the Statistical Digest 2023–24 for their comprehensive documentation of the University's statistics. This document provides a clear overview of critical academic and administrative indicators, including admissions, enrolments, exam results, PhD awards, scholarships, new programs, human resources, and infrastructure advancements.

Congratulations to the entire DIQA team for this outstanding accomplishment, and best wishes to the editorial board of the Statistical Digest.


Prof. (Dr.) Naseer Iqbal



Director,
Directorate of Internal Quality Assurance (DIQA),
University of Kashmir,
Hazratbal, Srinagar-190006,
Jammu and Kashmir (India).

MESSAGE

I am delighted to see in your hands the latest edition of the Statistical Digest 2023-24 published by the Directorate of Internal Quality Assurance (DIQA). This important document indicates key facts and figures about the University of Kashmir's ongoing progress and commitment to introspection, critical analysis, integration, innovation, and continuous development. The Statistical Digest 2023-24 continues to serve as an essential resource for evaluating the University's performance across teaching, research, and extension activities at a glance.




Our sustained efforts towards academic and administrative excellence have once again been recognized nationally. It is the matter of satisfaction for being ranked among the top 50 universities under the National Institutional Ranking Framework (NIRF) 2024 and securing a 14th position among State Public Universities across India by the Ministry of Education, Govt. of India. This endorses the quality in research, innovation, teaching- learning, and governance.

A defining milestone in our recent journey has been the significant jump in the accreditation status of the University from A+ to A++ by the NAAC in June, 2025. This accreditation is valid for next seven years. This recognition stands as a testament to the collective dedication of our academic and administrative community. The meticulous data compilation across all seven NAAC criteria reflects our institutional drive for quality and excellence. I extend my sincere appreciation to all contributors—especially my dedicated DIQA team, and both teaching and non-teaching staff as well as students and its presentation to the NAAC—for their pivotal and crucial roles in this accomplishment.

I applaud the DIQA team and the Editorial Board for producing the Statistical Digest 2023-24, which is impressively well-organized, clear, and insightful. This Digest offers a thorough summary of key academic and administrative metrics, covering areas such as admissions, enrolments, examination outcomes, Ph.D. conferrals, scholarships, new academic programs, staffing, and infrastructure advancements.

My heartfelt congratulations and best wishes go to the Statistical Digest team and other members of the Directorate of Internal Quality Assurance team. As a cornerstone of the University's quality assurance and governance framework, the DIQA team efforts are vital to our institutional growth and excellence. I wholeheartedly applaud continued dedication and efforts of one and all who have contributed to the success story of the University and look forward to their future initiatives with great optimism and confidence.


Prof. M.A. Shah

Editorial

(Dedicated to excellence through relentless improvement)

Prof. Ajaz Akbar Mir

(Dy. Director DIQA)



It gives me great pleasure to present before you the Statistical Digest edition 2023–24, published by the Directorate of Internal Quality Assurance (DIQA). This vital publication offers a comprehensive snapshot of the Universities continued progress and sustained development. DIQA has emerged as a cornerstone of data-driven decision-making at the University offering vital statistical insights to all its stakeholders. The role IQAC has become increasingly significant in today's knowledge-driven and quality-conscious educational landscape.



The University of Kashmir has been consistently responsive to the evolving demands of higher education by introducing diverse, relevant academic programs. This ongoing progress was notably recognized in the NIRF Rankings 2024, where the University secured a position among the top 50 universities across the country and ranked 14th among State Public Universities. These accolades reflect the University's sustained growth, institutional resilience, and the trust it commands from the public.

A defining moment in our institutional journey was the visit of the NAAC Peer Team in the last week of May 2025, which led to the elevation of the University's NAAC accreditation from Grade A+ to A++. This success is a collective accomplishment—one that belongs to our entire University community and its all stakeholders. I extend heartfelt appreciation to all members of the teaching and non-teaching community for their unwavering dedication throughout the accreditation process. Special acknowledgment goes to the core team members who meticulously addressed the NAAC criteria, and to the Director of DIQA, whose exemplary leadership was instrumental. I also commend the entire DIQA team for their dedication, hard work, and excellent coordination during this pivotal phase.

I commend the Editorial Board for compiling a comprehensive and accessible edition of the Statistical Digest 2023–24. The publication presents a detailed and insightful overview of vital academic and administrative indicators. I appreciate the Statistical Digest team in producing this important document. As a central pillar of the University's quality assurance and governance mechanisms, DIQA's continued efforts are integral to our institutional growth. I deeply appreciate the dedication and hard work of everyone who has contributed to the University's achievements and remain confident in our shared future progress.



An overview of the UNIVERSITY

The University of Jammu and Kashmir was founded in the year 1948. In the year 1969 it was bifurcated into two full-fledged Universities: University of Kashmir at Srinagar and University of Jammu at Jammu. The University of Kashmir is situated at Hazratbal in Srinagar. It is flanked by the world famous Dal Lake on its eastern side and Nigeen Lake on the western side. The Main Campus of the University spread over 247 acres of land is divided into three parts – Hazratbal Campus, Naseem Bagh Campus and Mirza Bagh Campus (serving residential purpose). The tranquil ambience of the Campus provides the right kind of atmosphere for serious study and research.

Over the years, University of Kashmir has expanded substantially. It has established Satellite Campuses at Anantnag (South Campus) and Baramulla (North Campus) and one more Satellite Campuses at Kupwara to make higher education more accessible to people living in remote areas of Kashmir valley. A full-fledged Institute of Technology has been established as a separate campus at Zakura. The University has also established a Sub-Office at Jammu to cater to the needs of the candidates enrolled with the University from outside Kashmir.

The University is committed to provide an intellectually stimulating environment for productive learning to enhance the Educational, Economic, Scientific, Business and Cultural Environment of the region. The University offers programmes in all the major Schools; Arts Languages and Literature, Business Studies, Education and Behavioural Sciences, Law, Applied Sciences and Technology, Biological Sciences, Earth and Environmental Science, Physical & Mathematical Sciences, Social Sciences, Open Learning, Unani and Ayurvedic Sciences, Medicine, Dentistry and Engineering. It has been constantly introducing innovative/ new programmes to cater to the needs and demands of the students and the society.

The University has marched towards excellence in its programmes and activities. It has been re-accredited as Grade - A++ University by the National Assessment & Accreditation Council (NAAC) of India in the June 2025. This is recognition and reflection of the high standard of quality in teaching and research at the University of Kashmir. The Ministry of Education, Govt of India ranked University of Kashmir at 14th top State University under the National Institutional Ranking Framework (NIRF) during 2023-24 for the Higher Education Institutions. The University treading the path of excellence with all enthusiasm and without being complacent is open to self introspection for the institutional perfection.

HIGHLIGHTS OF THE YEAR

MAJOR EVENTS

- An academic journey of crafting some of the finest professionals was witnessed with much joy and pride at the 20th Convocation event held at the University of Kashmir on October 11, 2023. The highlight of the event was the presence of Smt. Droupadi Murmu, Hon'ble President of India, making her maiden visit to Jammu and Kashmir as Head of the State. She was the Chief Guest of the convocation, address and presented degrees and medals to the students and scholars.
- Besides the Chief Guest, Hon'ble Lieutenant Governor J&K, UT & Chancellor, University of Kashmir Shri Manoj Sinha; Advisor to Hon'ble LG, Shri RR Bhatnagar, Vice Chancellor, University of Kashmir Prof Nilofer Khan, University Council Members, University Syndicate members, Deans, Academic Council members, Heads of the Departments and Principals of affiliated and constituent colleges, all adorned in academic robes.
- During the Convocation, the following number of Degrees / Medals were conferred and distributed among the students / research scholars
 - ❖ 286 gold medals,
 - ❖ 46,812 undergraduate degrees,
 - ❖ 5,509 postgraduate degrees,
 - ❖ 620 MD/MS
 - ❖ 582 PhD and MPhil degrees.
- In the Gold Medal category, 35% were male whereas 65% were female students and out of a total of 53,523 candidates in the Degrees category, 31,577 were girl students, Which numbers speak of KU's commitment towards the contribution of women's education and empowerment.
- The Youth 20 Consultation meeting held at the University of Kashmir on May 11, 2023 under India's G20 Presidency offered a rare occasion for young students from across the country and Jammu and Kashmir to share their ideas and perspectives on climate change and sustainability. Alongside, there was an opportunity for interaction with distinguished delegation from almost all G-20 combines and learn from the vast expertise of invited speakers from different parts of the country and abroad. The international event was held with great enthusiasm to address one of the foremost global problems today: the climate change and its impact on people's day-to-day lives.
- The Honourable Lieutenant Governor of J&K—the Honourable Chancellor of the University, Shri Manoj Sinha—who joined the inaugural session as chief guest, remarked: "Youth will lead the world in offering pragmatic solutions to climate and global challenges of the 21st century. I believe the young generation will synergise innovative ideas and actions to preserve natural resources and also become stakeholders in policymaking for sustainable development." The Honourable Vice-Chancellor, Prof Nilofer Khan, who led the Y20 preparedness from the front, rightly described the Y20 summit as a historical event offering a great occasion for "our immensely talented and bright youth to join the strong, inclusive and action-oriented agenda of the country's leadership and address one of the highly critical issues of our time --- CLIMATE CHANGE".
- On October, 27, 2023 Lieutenant Governor UT of J&K and Chancellor University of Kashmir Shri Manoj Sinha inaugurated the 4th Annual Conference of Indian Economics & Allied Sciences Association at University of Kashmir. In his address, the Lt Governor

appreciated the endeavour of the Indian Economics & Allied Sciences Association for deliberation on India's development strategy of Aatma Nirbhar Bharat, Development issues of J&K, Ladakh and Tribal population in India and comprehensive analysis of policy measures towards the achievement of Viksit Bharat by 2047.

AWARDS AND RECOGNITIONS

- In a significant development for the advancement of telecommunications and technology in India, the Institute of Technology (IoT), University of Kashmir has been awarded the prestigious '5G Use Case Lab.' This was announced during the inaugural session of the Indian Mobile Congress 2023 (IMC-23) hosted virtually by IoT's Centre for Innovation, Incubation, and Entrepreneurship (CIIE) at the varsity's Educational Multimedia Research Centre (EMRC) auditorium. Prime Minister Shri Narendra Modi Ji inaugurated the 7th Edition of the India Mobile Congress (IMC-23) with the theme 'Global Digital Innovation' at Bharat Mandapam, New Delhi. The initiative aims to bolster India's standing as a developer, manufacturer and exporter of cutting-edge technologies.
- In an extraordinary display of academic excellence, 11 scientists from the University of Kashmir (KU) have garnered international recognition and accolades. The latest rankings released by Stanford University, one of the world's foremost academic institutions, for the year 2023, highlighted these scientists as distinguished contributors to the realm of research, placing them in the top 2% globally. The Stanford University rankings, known for their rigorous evaluations considering factors such as research publications, citations and exceptional contributions to their respective fields, have underscored the remarkable achievements of these scientists from the region - a testament to the exceptional caliber of scientists from Jammu and Kashmir, earning a place on the list. The scientists who have achieved this prestigious recognition include: *Prof Farooq Ahmad Masoodi, Prof Shakil Ahmad Romshoo, Prof Manzoor Ahmad Shah, Prof Ghulam Jeelani, Dr Adil Gani, Dr Idrees Ahmed Wani, Dr Shabir Ahmad Parah, Dr Imtiaz Ahmed, Dr Sheikh Faheem, Dr Manzoor Ahmad Mir and Dr Firdous Ahmad Shah.*
- The University of Kashmir has been selected for the 'GATI Achievers' award by the Department of Science and Technology (DST), Government of India, securing top position in the 'Academic Institutions' category for its contributions in upholding its commitment towards gender equity and promotion of women in all spheres of sciences, especially in the STEMM disciplines
- A student from the Department of Social Work University of Kashmir, Hon'ble who dedicated NSS volunteer, was conferred with the NSS Award by the President of India, Smt. Droupadi Murmu Ji at Rashtrapati Bhavan, New Delhi for his exemplary social service. The volunteer, Kifayatullah Malik has contributed to education, environment, women empowerment, drug de-addiction, blood donation, cleanliness, and health and hygiene. In recognition of his commendable social service through the National Service Scheme (NSS),

NEW INITIATIVES

- During the year Malviya Mission Teacher Training Centre organised 05 NEP-Orientation and sensitisations Programmes and 01 programme on "Indian Knowledge System".

- The University of Kashmir proudly introduced its innovative four-year undergraduate course under the Design Your Degree (DYD) program, spearheaded by the newly established Centre for Innovation, Incubation & Entrepreneurship Development under RVSP 2.0 Located at the Institute of Technology (IoT) campus in Zakura, Kashmir University, the DYD course promises to revolutionize higher education by offering students a unique opportunity to tailor their academic journey to their interests and career aspirations.
- In addition, University of Kashmir introduced following new academic programmes during the year which includes
 - ❖ PG Programme in Public Administration,
 - ❖ M.Pharm Programme with Pharmaceutical Bio-technology as specialisation (Main Campus),
 - ❖ 5Year Integrated B.A. / M.A. in Arabic (Kupwara Campus),
 - ❖ 5Years integrated B.Sc. / M.Sc. in Botany (North Campus)
 - ❖ 3Year B.Sc. MLT Programme (South Campus).

STUDENT ENROLMENT

- A total of 16791 applications were received from the aspiring candidates for different courses of whom 6931 were male applications and 9860 were female applications.
- A total of 3329 candidates were admitted to various courses offered by University of Kashmir in the main, satellite campuses, among which 1370 were male and 1959 were female. Besides, 853 students were granted admission to professional programmes offered in various affiliated colleges.
- Further, 4212 students were admitted in different courses offered by Directorate of Distance Education of whom 1372 were male and 2840 were female students.

STUDENT ACHIEVEMENTS

- A total of 288 students qualified competitive examinations during 2023-24 with the break up as
 - ❖ NET-UGC (134)
 - ❖ NET-JRF (34)
 - ❖ NET-CSIR (11)
 - ❖ SET (81)
 - ❖ GATE (21)
 - ❖ GPAT (5)
 - ❖ JKAS (2)

RESEARCH ACHIEVEMENTS

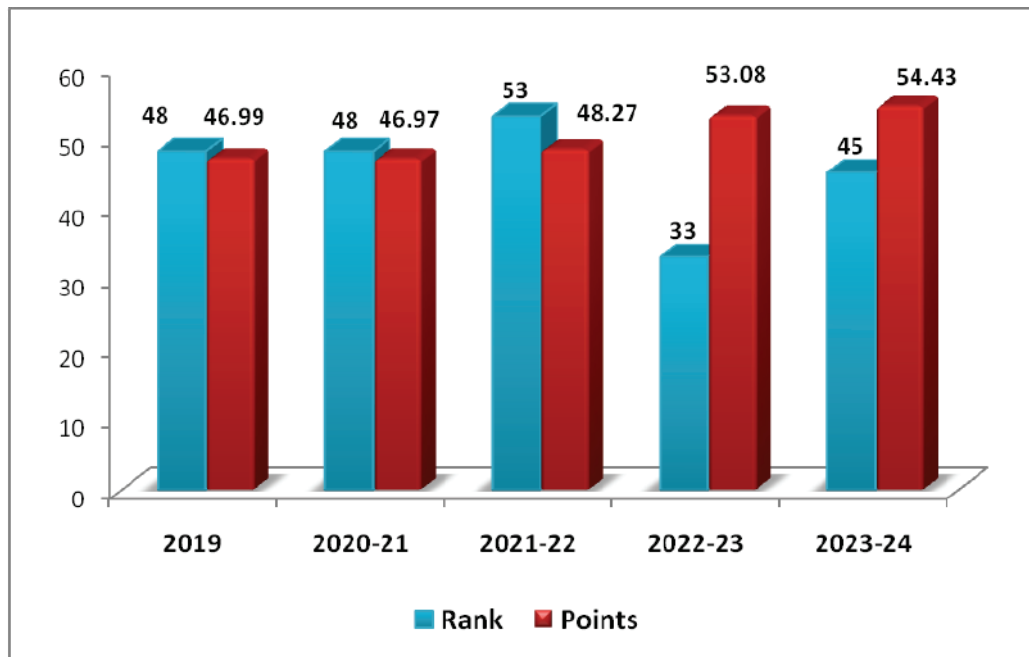
- 38 research projects were sanctioned by various funding agencies such as *Social Science Research, AYUSH, DBT, DST* etc. with an financial assistance outlay of Rs. 14,94,68,673.00, of which Rs. 7,44,04,111.00 already stands released during the year.
- A total of 180 Ph.D. degrees was awarded in various Departments and Research Centres of the University, besides 103 fresh research scholars were registered for Integrated Ph.D. Programmes in various Departments/ Research Centres of the University during the year. In addition 582 scholars are already enrolled for Ph.D. Programme in various departments and research centres.

CONFERENCES/ SEMINARS

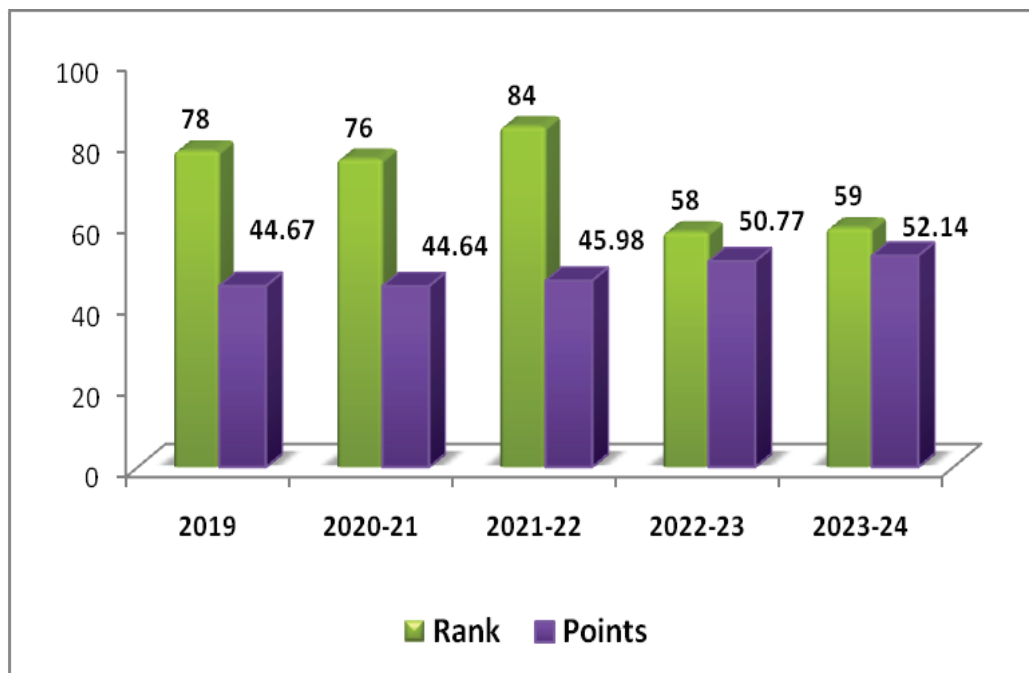
- 64 conferences/ seminars/ workshops/ symposia were organized by various Departments/ Centres with following breakup
 - ❖ 7 International,
 - ❖ 35 National,
 - ❖ 22 Local.
- 321 conferences/ seminars/ workshops were attended by the faculty during the year with following breakup
 - ❖ 131 international,
 - ❖ 177 national
 - ❖ 13 local.
- The faculty member of the University published 626 research papers with following breakup
 - ❖ 526 published in international journals,
 - ❖ 99 in national journal.
- Out of total 437 research publications, 348 have impact factor ranging from 0.2 to 9.7
- During the year 35 books with ISBN were published with following breakup
 - ❖ 13 international,
 - ❖ 19 national
- 151 Book chapters were published by the faculty with following breakup
 - ❖ 135 chapters are in International
 - ❖ 16 are in national books,
 - ❖ 28 books were edited by the faculty of which
 - ❖ 19 international
 - ❖ 8 are national

HUMAN RESOURCE DEVELOPMENT

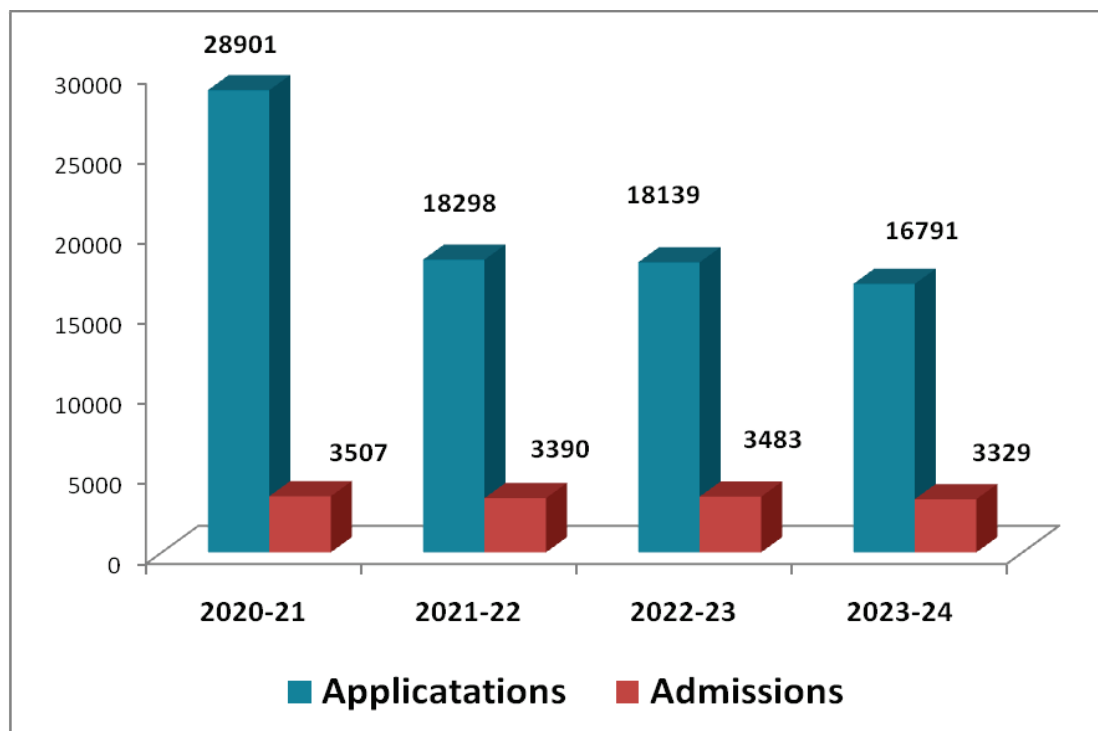
- During the year Malviya Mission Teacher Training Centre organised various training programmes with following breakup
 - ❖ 01 Orientation Course
 - ❖ 02 Refresher Courses
 - ❖ 08 workshops on various subjects,
 - ❖ 31 webinars
 - ❖ 05 NEP- Orientation and sensitisations Progarmmes
 - ❖ 01 programme on “Indian Knowledge System”.
- 80 faculty members attended Refresher /Orientation courses organised by Malviya Mission Teacher Training Centre of which 58 were local and 22 were non local participants. In addition 355 faculty members attended workshops on various subjects organised by Centre, out of which 295 were local participants and 60 were non-local participants,
- 50 Refresher Courses, 23 Orientation Courses were attended by faculty members within and outside Universities / State.
- The faculty members of the University at tended 178 Workshops organised by various national and international academic and research institutions, with following breakup
 - ❖ 21 international,
 - ❖ 125 national
 - ❖ 25 l seminars and symposia’s were attended by faculty members.



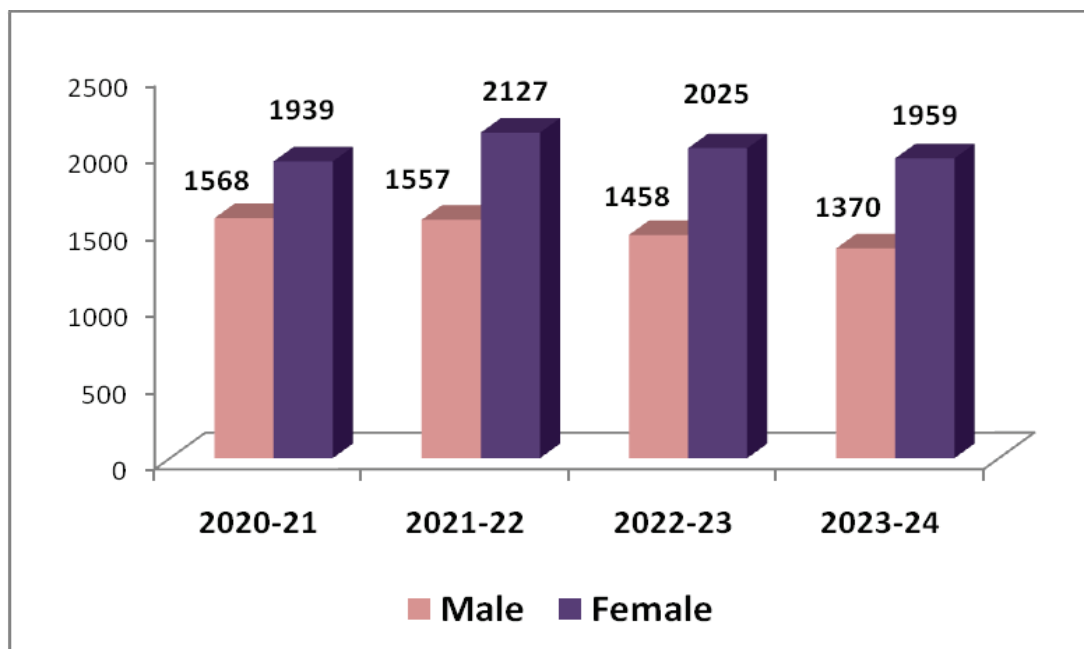
**Score of University at National Institutional Ranking Framework (NIRF)
among all Indian Universities**



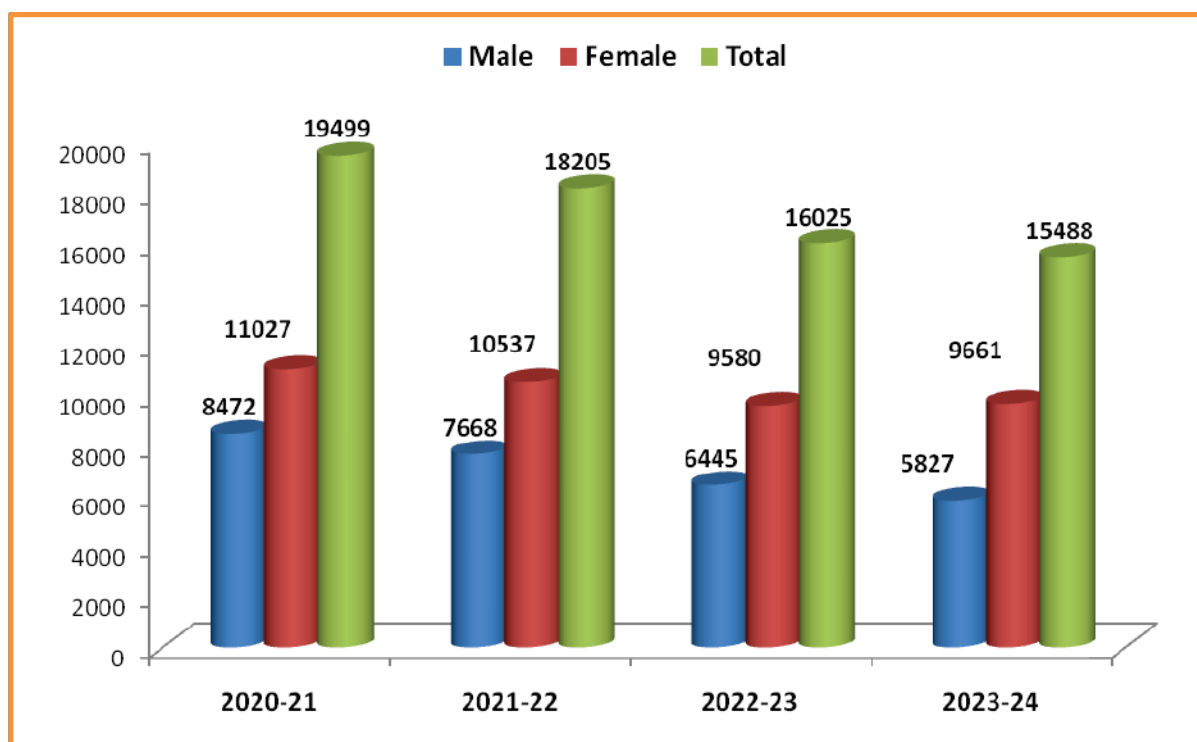
**Overall Score of University at National Institutional Ranking Framework
(NIRF) among all Higher Educational Institutions of India**



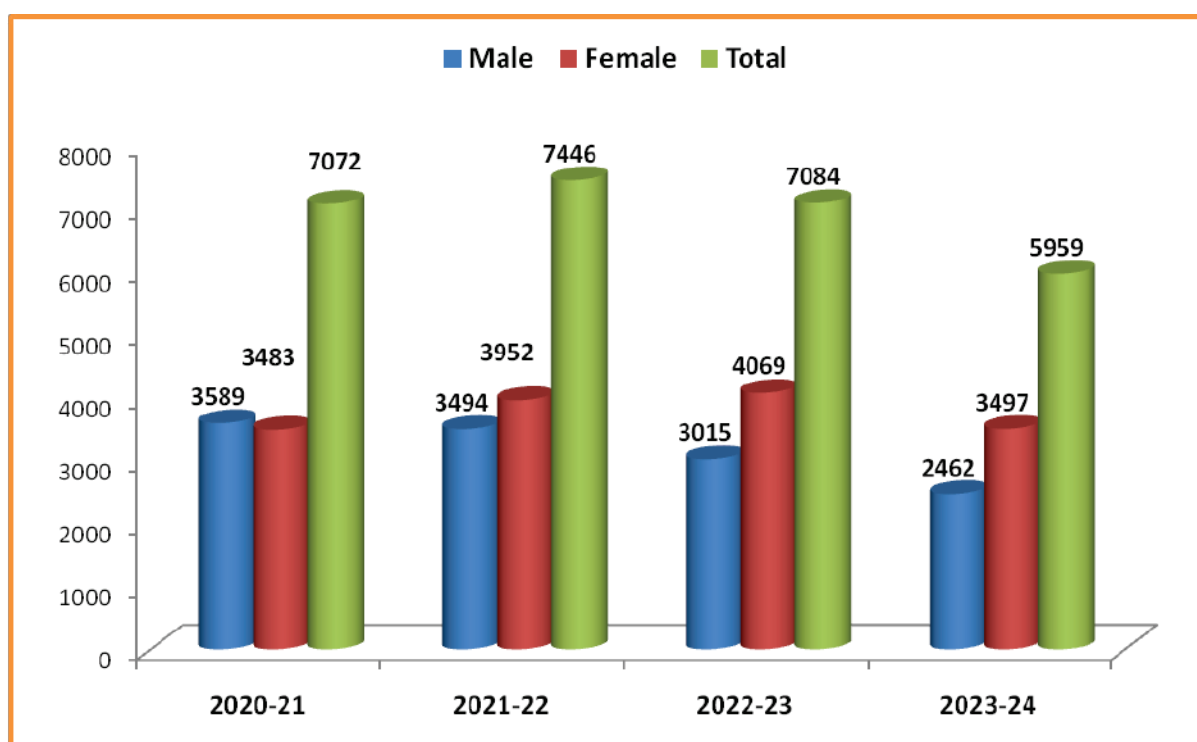
Number of applications received for admission and admissions granted to various courses in Main Campus, Satellite Campuses and affiliated colleges



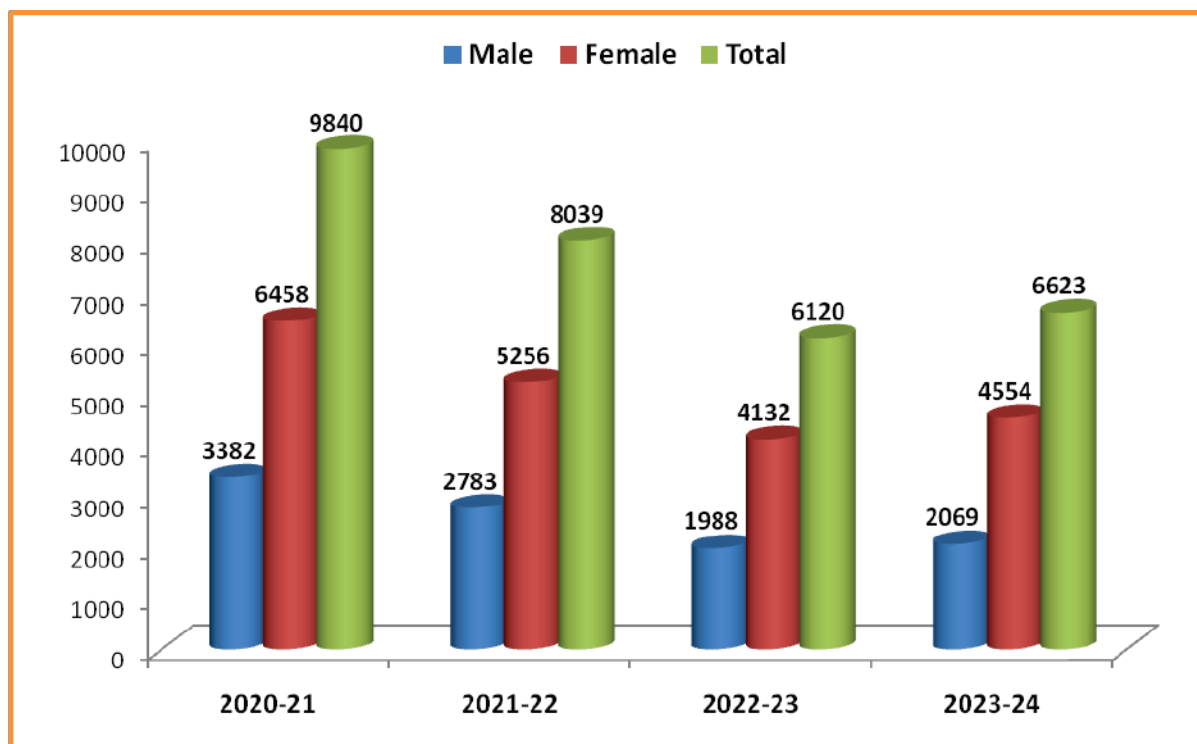
Number of Male and Female students granted admission to various courses in Main Campus, Satellite Campuses



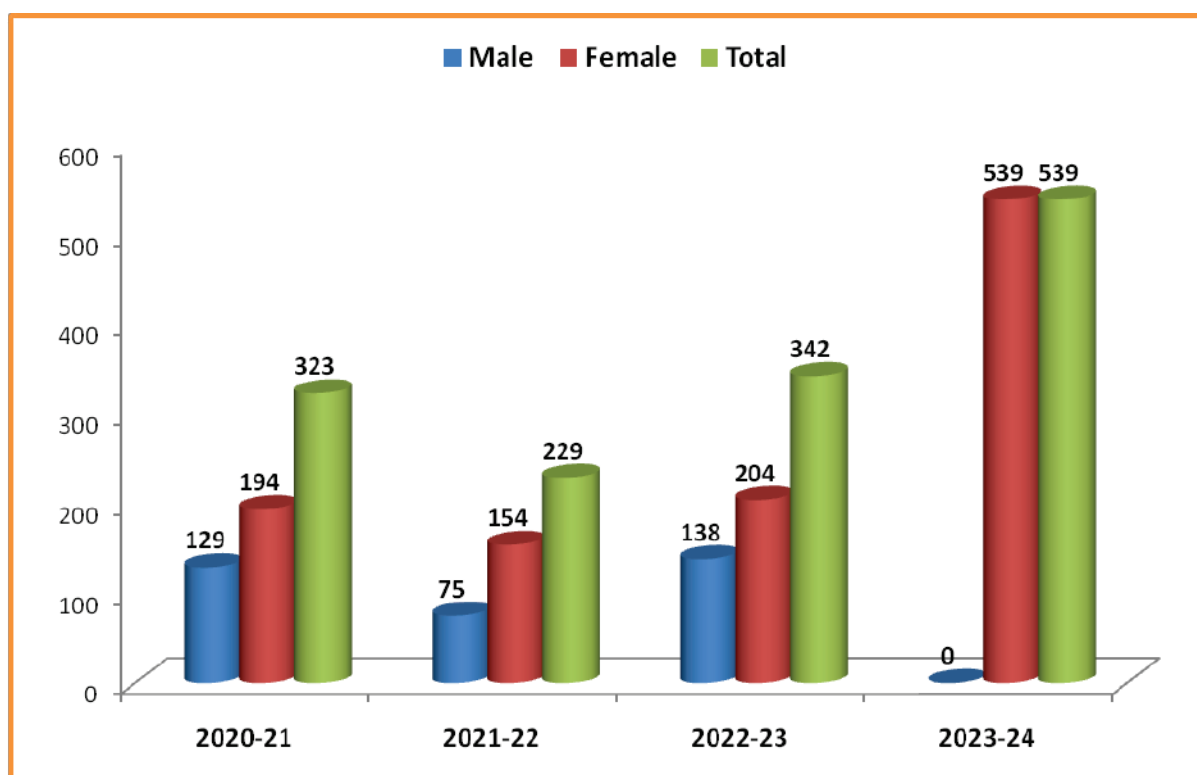
Enrolment of University of Kashmir in Main & Satellite Campuses in various formal and non formal programmes.



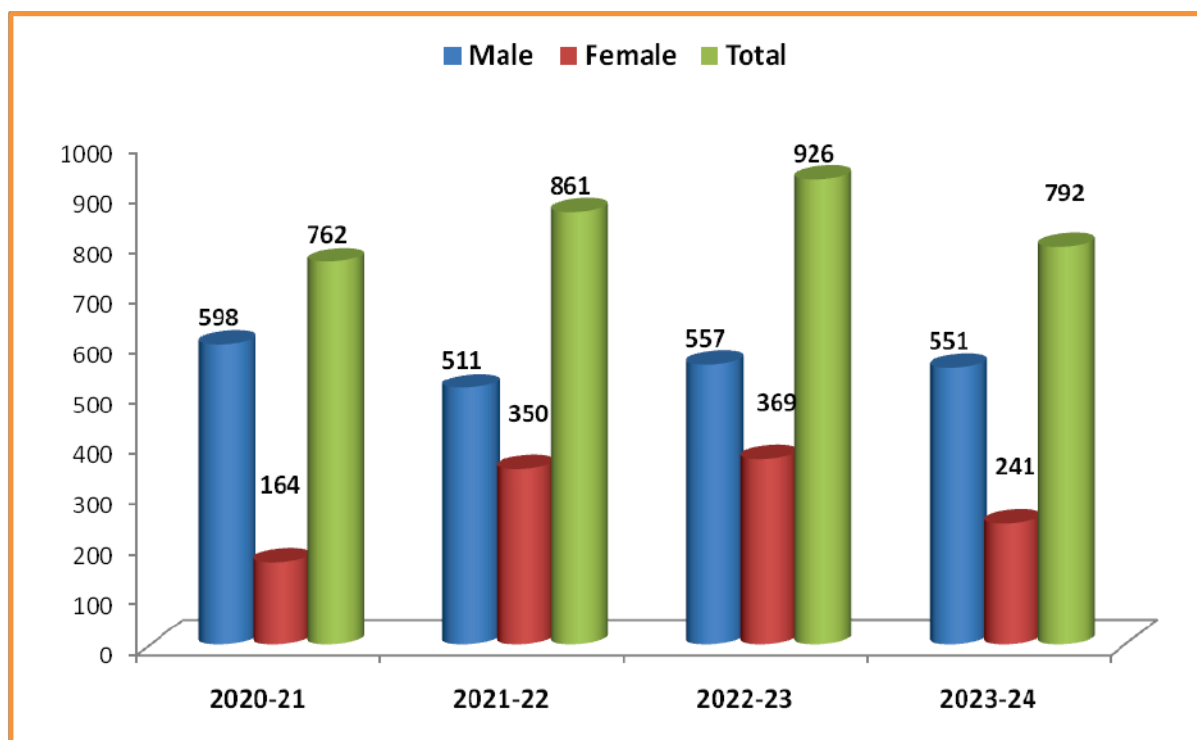
Enrolment of students for various Programmes at Main Campus



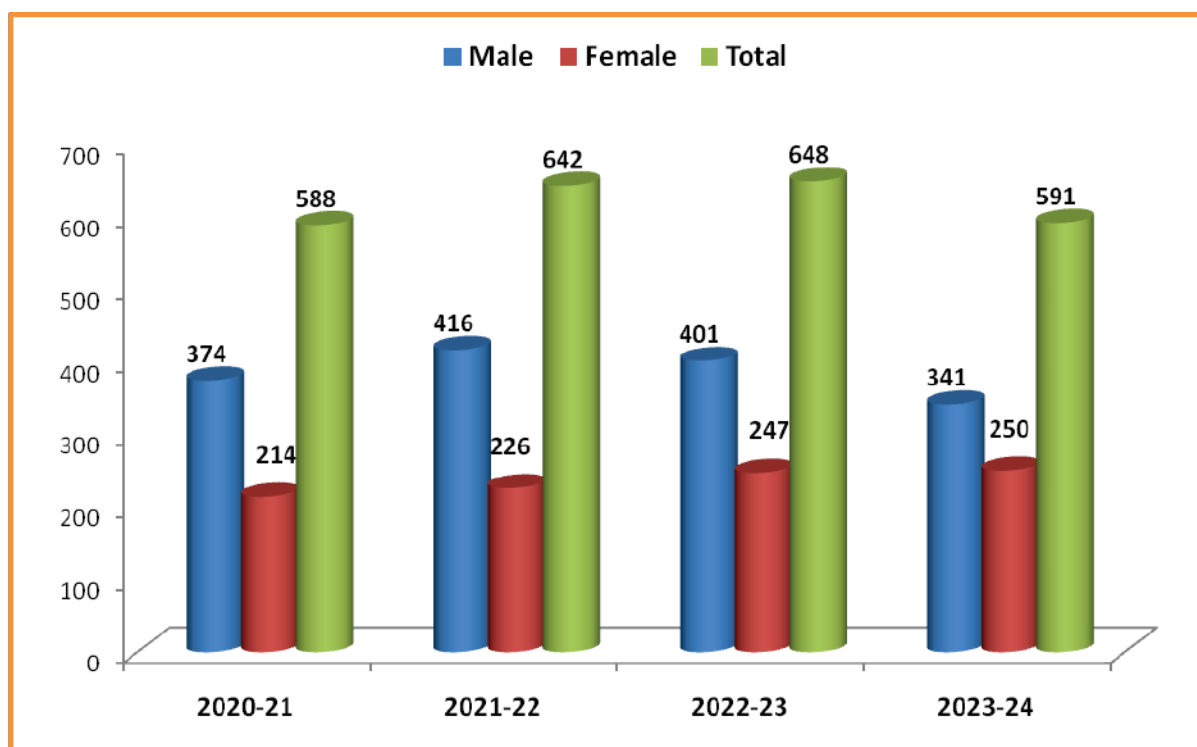
Enrolment of students admitted in Centre for Distance and Online Education for non-formal programmes



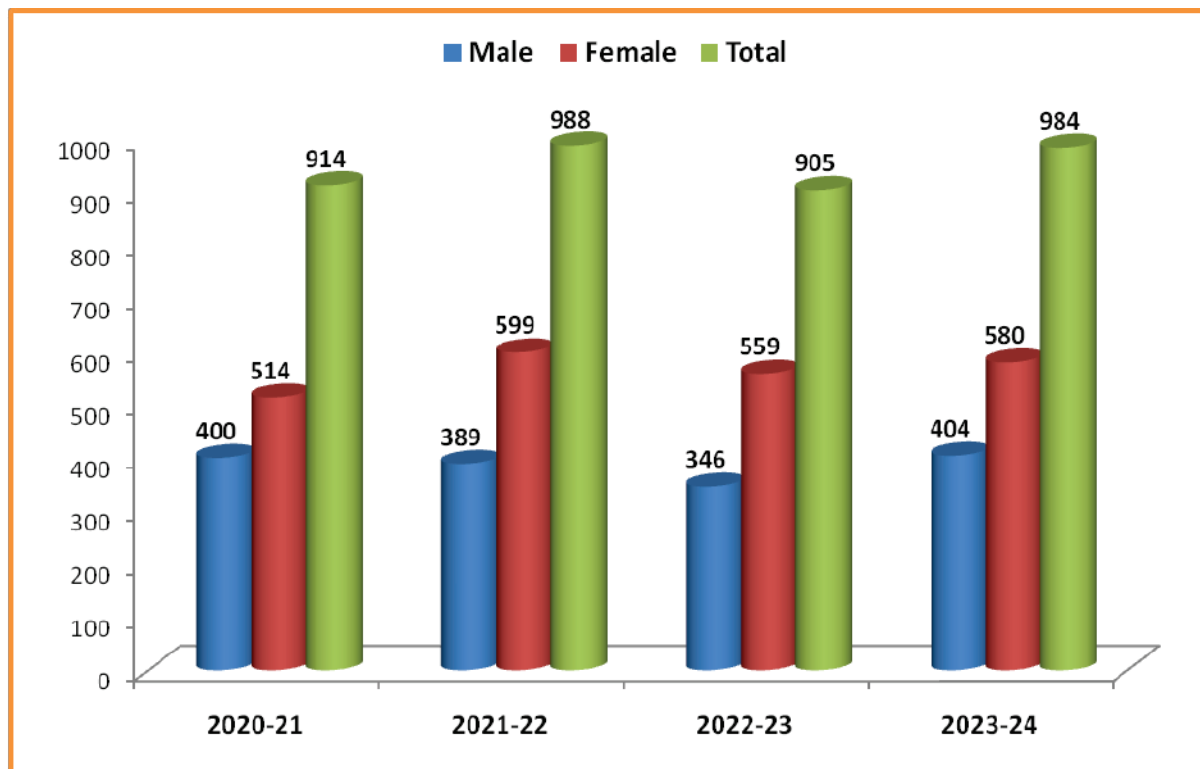
Enrolment of students admitted in various Certificate Programmes through Directorate of Lifelong Learning



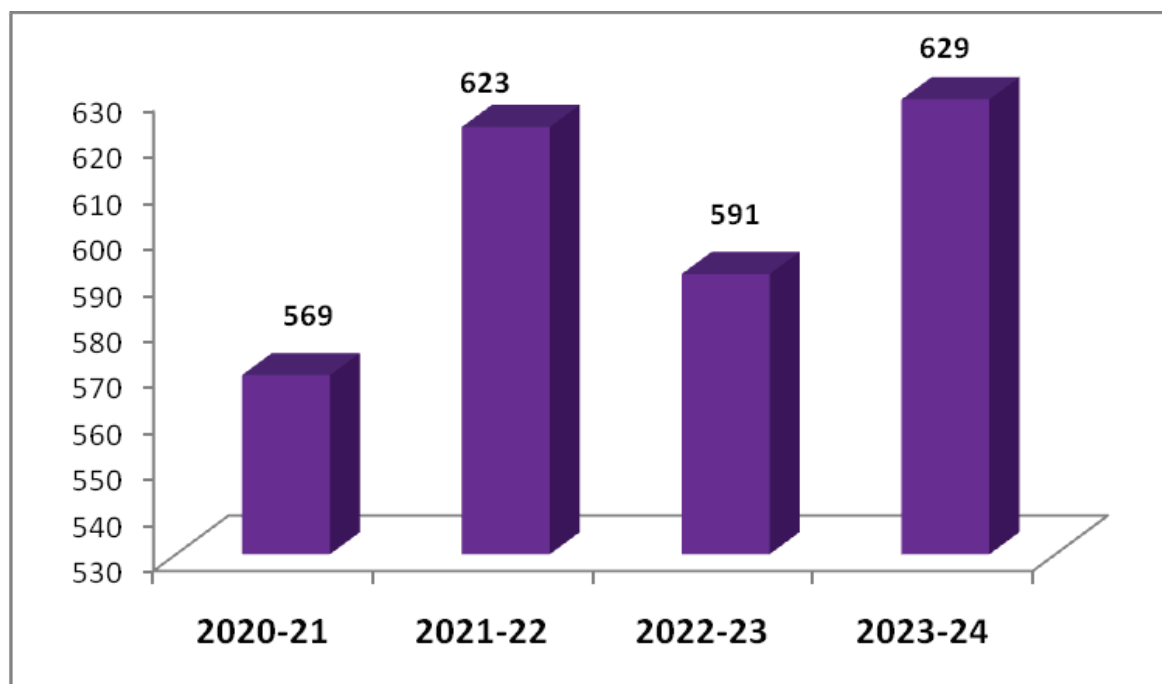
Enrolment of students admitted in IOT Zakura Campus for various Engineering Programmes



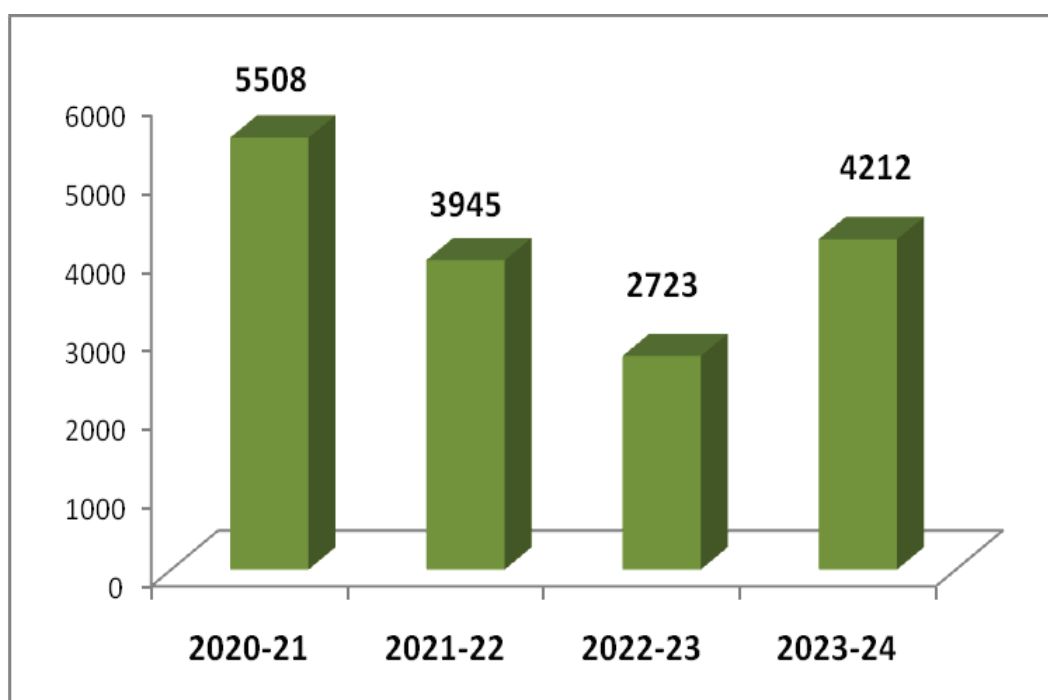
Enrolment of students admitted in North Campus, Baramulla for various Programmes



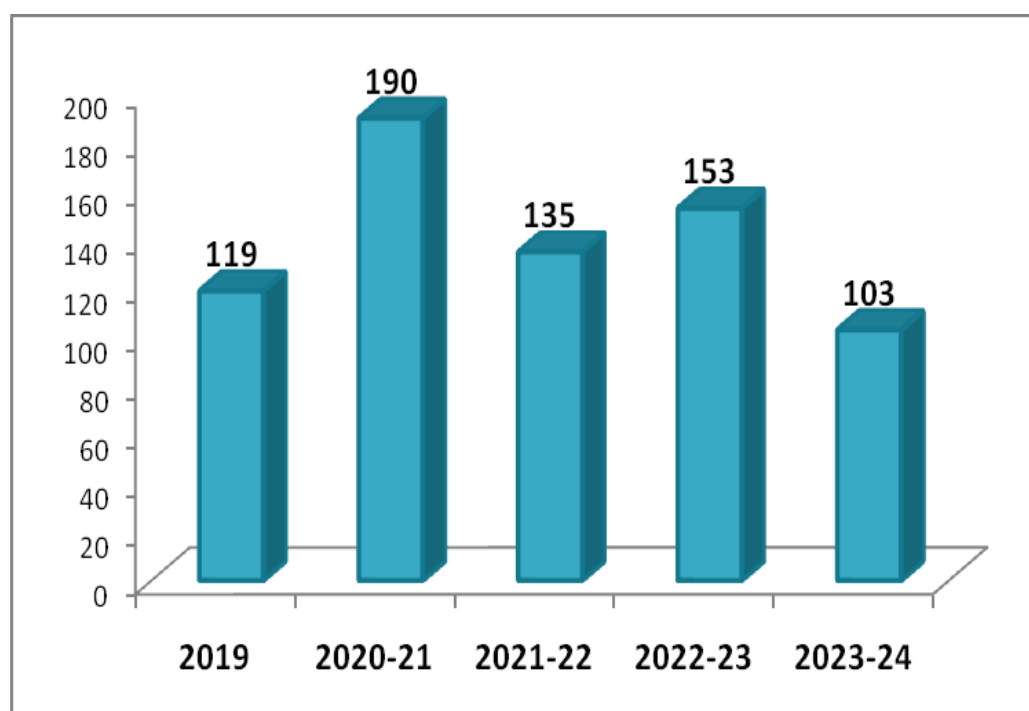
Enrolment of students admitted in South Campus, Anantnag for various Programmes



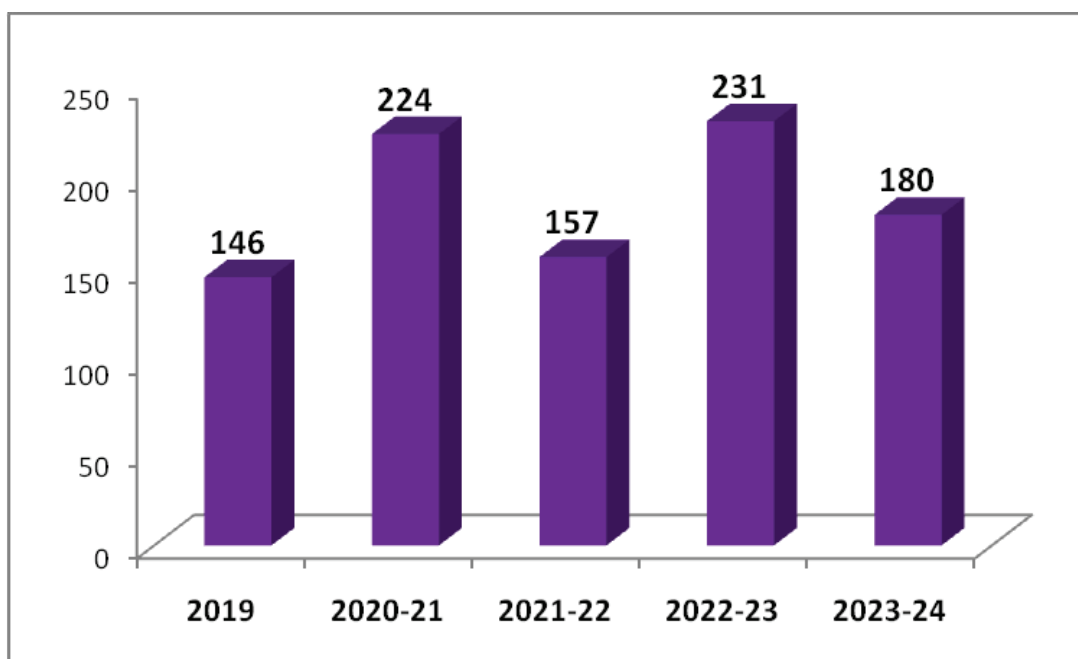
Number of Students admitted to various courses under reserved categories in main and satellite campuses



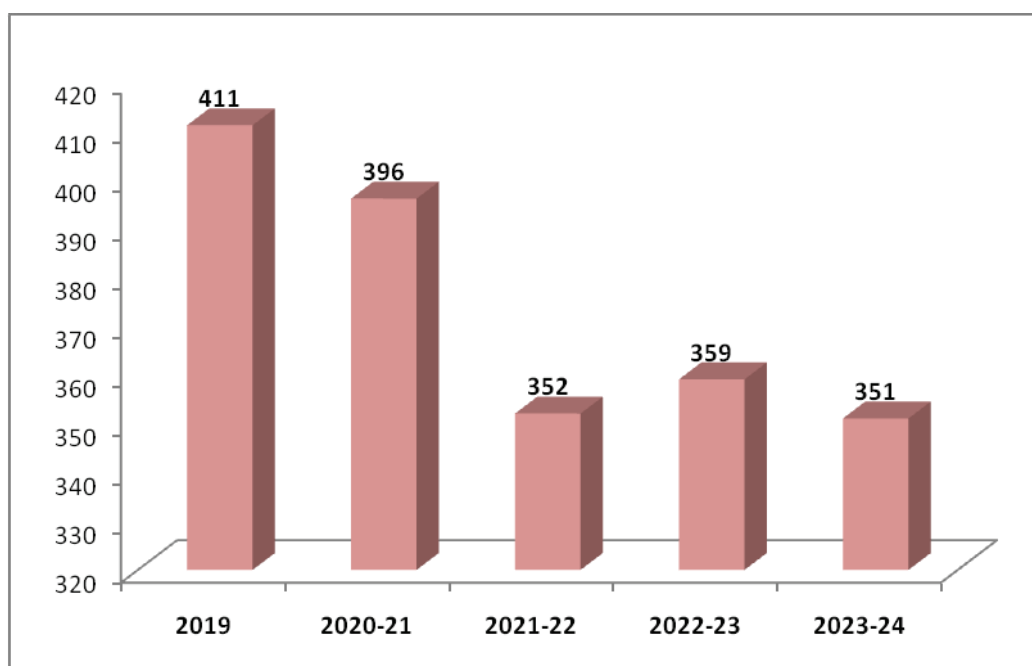
Number of admissions granted through Distance Education Mode



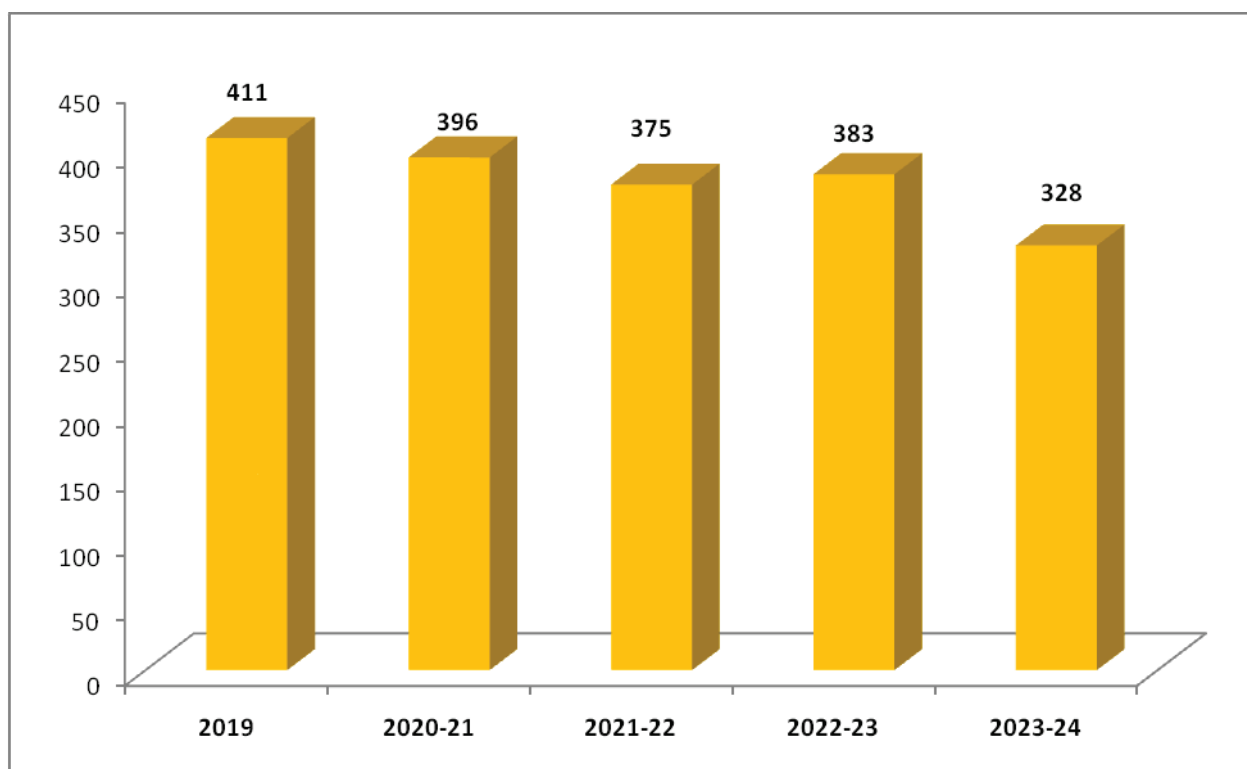
Number of Scholars Registered for Ph.D.



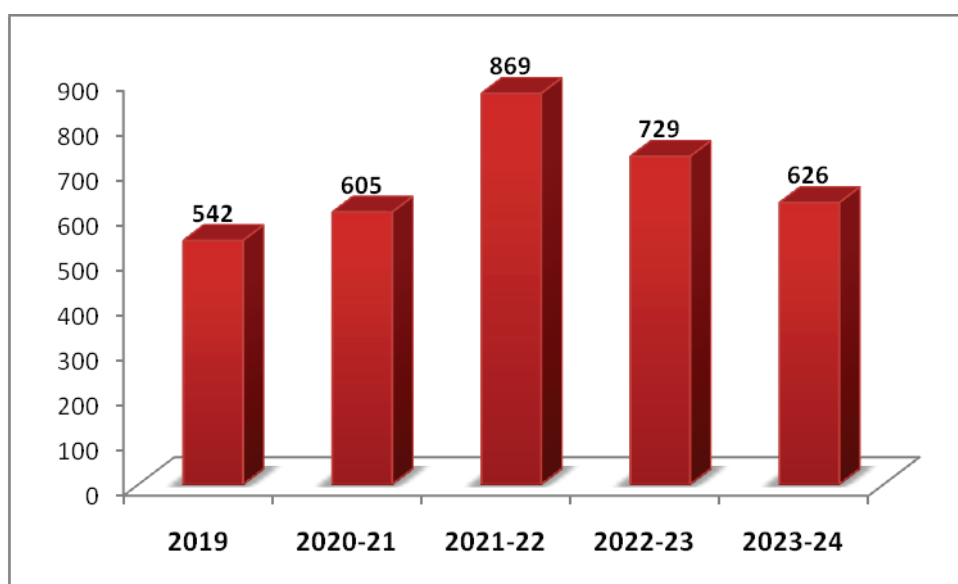
Number of Scholars awarded Ph.D.



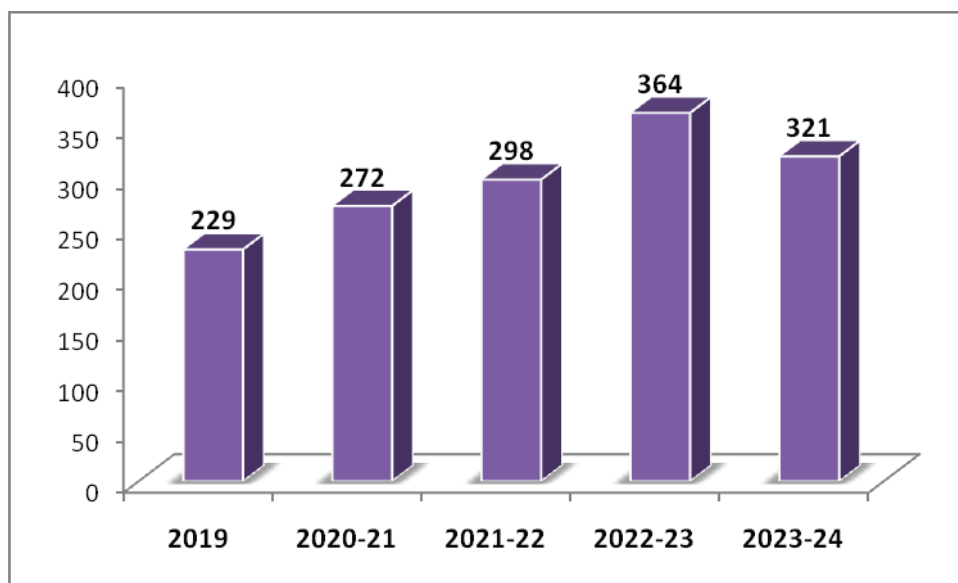
Permanent Teaching Faculty



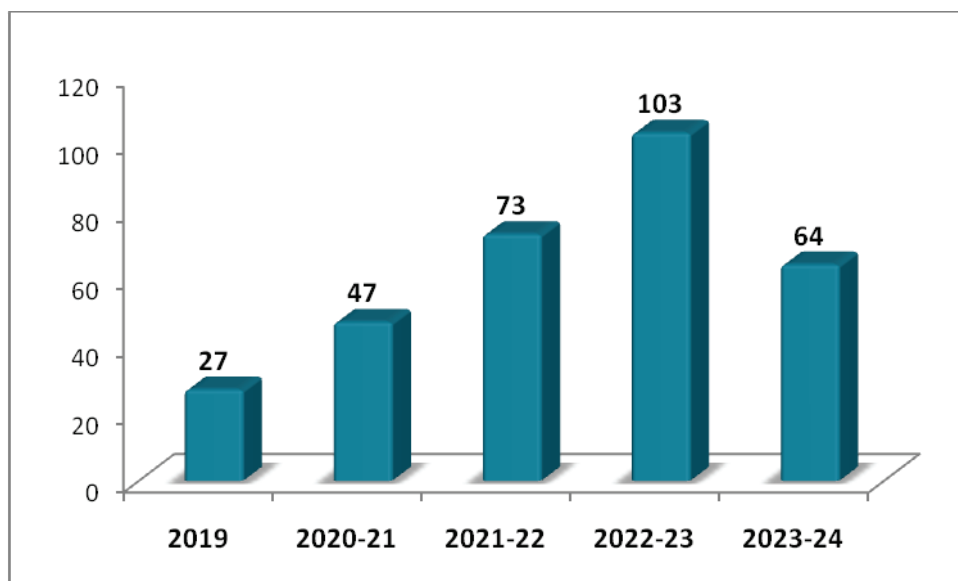
Training courses attended by faculty



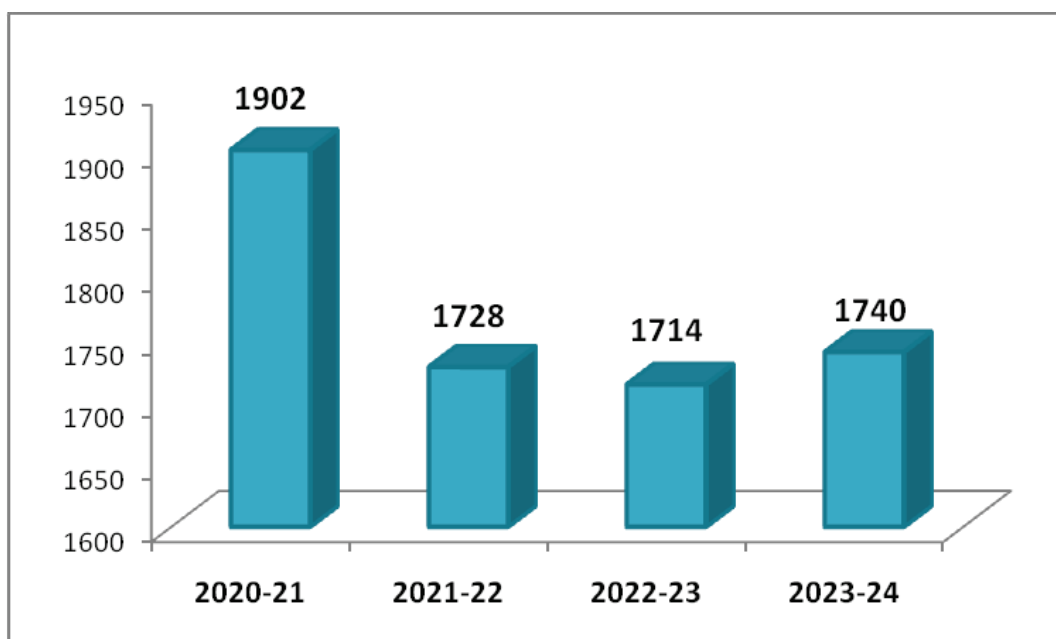
Research Papers Published by the Faculty



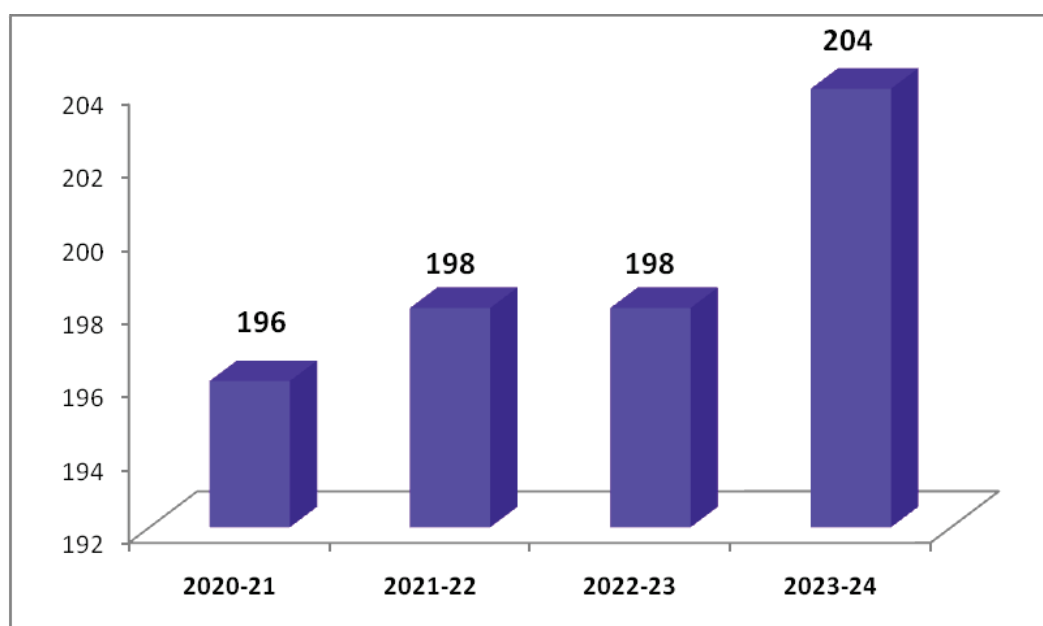
Conferences /Seminars/Workshops attended by the Faculty



Conferences /Seminars /Workshops organized by the University



Hostel Accommodation Provided to Students



Number of Affiliated Colleges

**Table 1.0 – Basic information of Main Campus,
University of Kashmir, Srinagar**

1. UT :	Jammu and Kashmir
2. Name of the University/University Level Institution	University of Kashmir, Srinagar
3. AISHE Code	U-0196
4. (i) Postal Address Line1:	Hazratbal
(ii) Postal Address Line2:	Srinagar
(iii) City:	Srinagar
(iv) District	Srinagar
(v) Pin Code	190006
(vi) Web Site	www.kashmiruniversity.net
(vii) Total Area [In acre]	327.99
(viii) Total Constructed Area[In sq m]	844,437
5. (i) Year of Establishment:	1948
(ii) Year When declared University	1948
6. University Contact Details:	
A. (i)Name of Vice Chancellor:	Prof. Nilofer Khan
(ii) Contact No:	--
(iii) E-mail id:	vcoffice@uok.edu.in
B. (i) Name Of Registrar	Prof. Naseer Iqbal
(ii) Contact No:	0194 227 2005
(iii) E-mail id:	registrar@kashmiruniversity.ac.in
C. (i) Name of the Director DIQA	Prof. Manzoor Ahmad Shah
(ii)Designation:	Professor / Director DIQA
(iii)Telephone No:	0194-2143716
(iv) Mobile:	07780806013
(v)E-mail id	diqa@uok.edu.in
7. (i) Location of the University / University Level Institution :	Urban
(ii) Block/City/Town	: Hazratbal, Srinagar
8. Geographical referencing:	
Latitude (in degree) [Range: 6-38]	34.128001
Latitude (in degree) [Range: 68-98]	74.830001
9. Type of University / University Institution	State Public University
10. (i) Is it a Specialized University	No
(ii) If Yes, then select any one	
In case of Others, please specify	

Table 1.1 – Basic information of North Campus, University of Kashmir, Baramullah

1. Name of the University/University Level Institution	North Campus, University of Kashmir, Baramullah Srinagar
2. AISHE Code	C-21422
3. (i) Postal Address Line1:	Delina
(ii) Postal Address Line2:	Delina
(iii) City:	Baramulla
(iv) UT	Jammu & Kashmir
(v) District	Baramulla
(vi) Pin Code	193103
(vii) Web Site	www.northcampus.uok.edu.in
(viii) Total Area [In acre]	74
4. (i) Year of Establishment:	2009
5. College Contact Details:	
A. (i)Name of Director:	Dr. Sheikh Ghulam Mohammad
(ii) Contact No:	--
(iii) E-mail id:	Directornc@kashmiruniversity.ac.in
B. (i) Name of Nodal Officer for AISHE/DIQA:	Suhail Ahmad
(ii)Designation:	Assistant Professor
(iii)Telephone No:	
(iv) Mobile:	9906794329
(v)E-mail id	mir.suhail@uok.edu.in
6. (i) Name of University to which Affiliated : University of Kashmir, Srinagar. (iii) The Statutory body through which recognised : University Grants Commission	
7. Year of Affiliation with University :	2009
8. (i)Location of the College / Institution : (ii)Block / City / Town :	Rural Delina Baramulla
9. Geographical referencing: Latitude (in degree) [Range: 6-38] Latitude (in degree) [Range: 68-98]	34.202148 74.348259

Table 1.2 – Basic information of South Campus, University of Kashmir, Anantnag.

1. Name of the University/University Level Institution	South Campus, University of Kashmir, Anantnag
2. AISHE Code	C-21429
1. (i) Postal Address Line1:	High Ground, Fatehgarh, Anantnag-192101, J & K India.
(ii) Postal Address Line2:	High Ground, Fatehgarh, Anantnag-192101, J & K India.
(iii) City:	Anantnag
(iv) UT	Jammu & Kashmir
(v) District	Anantnag
(vi) Pin Code	192101
(vii) Web Site	www.southcampus.uok.edu.in
(viii) Total Area [In acre]	45
(ix) Total Constructed Area[In sq m]	4,046.8564224
2. (i) Year of Establishment:	2008
3. College Contact Details:	
A. (i) Name of Director:	Prof. Waseem Bari
(ii) Contact No:	9419001315
(iii) E-mail id:	raies@kashmiruniversity.ac.in
B. (i) Name of Nodal Officer for AISHE / DIQA	Dr. Abid Hussain Wani
(ii) Designation:	Assistant Professor
(iii) Telephone No:	01932228800
(iv) Mobile:	09797078253
(v) E-mail id	zahoorahmad@kashmiruniversity.ac.in
4. (i) Name of University to which Affiliated	: University of Kashmir, Srinagar.
(ii) The Statutory body through which recognised	: University Grants Commission / Indian Nursing Council/ National Council of Teacher Education/ All India Council for Technical Education.
5. Year of Affiliation with University :	2008
6. (i) Location of the College / Institution :	Rural
(ii) Block / City / Town :	
7. Geographical referencing:	
Latitude (in degree) [Range: 6-38]	33.7049708
Latitude (in degree) [Range: 68-98]	75.2479061
8. Management of College/ Institution :	University
9. (i) Staff Quarter Available	Yes
(ii) if yes,	

Table 1.3– Basic information of IOT Zakura Campus, University of Kashmir, Srinagar.

1. Name of the University/University Level Institution	Zakura Campus, University of Kashmir, Srinagar
2. AISHE Code	C-51584
3. (i) Postal Address Line1:	Institute of Technology , Zakura Campus
(ii) Postal Address Line2:	University of Kashmir, Srinagar
(iii) City:	Srinagar
(iv) UT	Jammu & Kashmir
(v) District	Srinagar
(vi) Pin Code	190006
(vii) Web Site	www.iot.uok.edu.in
(viii) Total Area [In acre]	37.5
(ix) Total Constructed Area[In sq m]	
4. (i) Year of Establishment:	2014
5. College Contact Details:	
A. (i)Name of Director:	Prof. M. Tariq Bandy
(ii) Contact No:	09419017887
(iii) E-mail id:	gowphy@kashmiruniversity.ac.in
B. (i) Name of Nodal Officer for AISHE / DIQA	Dr. Junaid Hassan Masoodi
(ii)Designation:	Sr Scientific Officer
(iii)Telephone No:	+919140511050
(iv) Mobile:	09149511050
(v)E-mail id	bilalmalik@kashmiruniversity.ac.in
6. (i) Name of University to which Affiliated	: University of Kashmir, Srinagar.
(ii) The Statutory body through which recognised	: University Grants Commission
7. Year of Affiliation with University :	
8. (i) Location of the College / Institution :	Urban
(ii) Block / City / Town :	
9. Geographical referencing:	
Latitude (in degree) [Range: 6-38]	34.1496478
Latitude (in degree) [Range: 68-98]	74.8322824
10. Type of College / Institution :	PG Centre / Off-Campus Centre
11. Management of College/ Institution :	University
12. Is it a specialised Campus	YES
13. Specialised University	Engineering & Technology

Table 2.0- MAIN CAMPUS DETAILS

List of Schools and Departments**1. School Name : Applied Science & Technology**

S. No.	Name of the Departments / Centres
1	Computer Sciences
2	Electronics & Instrumentation Technology
3	Food science & Technology
4	Home Science
5	Information Technology & Support System(ITSS)
6	Pharmaceutical Sciences

2. School Name : Arts, Language and Literature

S. No.	Name of the Departments / Centres
1	Arabic
2	English
3	Institute of Foreign Science
4	Hindi
5	Institute of Music and Fine Arts
6	Kashmiri
7	Linguistic
8	Persian
9	Sanskrit
10	Urdu
11	Iqbal Institute of Culture and Philosophy

3. School Name : Biological Science

S. No.	Name of the Departments / Centres
1	Biochemistry
2	Biotechnology
3	Bio resources
4	Botany
5	Clinical Biochemistry
6	Nanotechnology
7	Zoology
8	Centre of Research for Development (CORD)
9	Centre of Bioinformatics
10	Centre for Biodiversity and Taxonomy
11	Centre for Interdisciplinary Research & Innovations (CIRI)

4. School Name : Business Studies

S. No.	Name of the Departments / Centres
1	Commerce
2	Economics
3	Management Studies
4	Tourism , Hospitality & Leisure Studies

5. School Name : Earth & Environmental Science

S. No.	Name of the Departments / Centres
1	Earth Sciences
2	Environmental Sciences
3	Geography & Regional Development
4	Geo Informatics

6. School Name : Education and Behavioural Sciences

S. No.	Name of the Departments / Centres
1	Education
2	Physical Education & Sports
3	Psychology

7. School Name : Law

S. No.	Name of the Department / Centres
1	Law

8. School Name : Physical & Material Science

S. No.	Name of the Departments / Centres
1	Chemistry
2	Mathematics
3	Physics
4	Statistics

9. School Name : Social Science

S. No.	Name of the Departments / Centres
1	Media Education Research Centre (MERC)
2	Centre for Women Studies and Research
3	Centre of Central Asian studies
4	History
5	Institute of Kashmir Studies
6	Library and Information Science
7	Political Science
8	Sociology
9	Shah-i-Hamdan (RA) Institute of Islamic Studies
10	Social Work

10. School Name : Open Learning

S. No.	Name of the Departments / Centres
1	Centre for Distance and Online Education (CDOE)
2	Directorate of Lifelong Learning (DLL)
3	Centre for Capacity Building and Skill Development
4	Education Multimedia Research Centre

11. School Name : Research and Extension centres

S. No.	Name of the Departments / Centres
1	Allama Iqbal Library
4.	Centre for University Society Interface
7	UGC-Malaviya Mission Teacher Training Centre
8	New Gen IEDC
9	Population Research Centre(PRC)
10	Sheikh-ul-Alam Centre for Multidisciplinary Studies (SACMS)
11	Centre for Career Planning & Counselling (CCPC)
12	Directorate of Interanl Quality Assurance (DIQA)
13	Directorate of Admissions and Competitive Examonations

Programme/s offered by Departments /Centres with approved intake capacity and duration (Regular Mode)

School of Applied Sciences and Technology

Admission Criteria:

University Level Entrance Examination / GATE

S.No.	Name of the Programme	Discipline / Subject	Approved Intake + Self Finance	Course Duration	
				Year	Month
	Institute of Home Science				
1.	Master of Science (M.Sc.)	Extension and Communication	16 +4	2	0
2.	Master of Science (M.Sc.)	Dietetics and Clinical Nutrition	10 + 3	2	0
3.	Master of Science (M.Sc.)	Human Development	10 + 3	2	0
4.	Master of Science (M.Sc.)	Food Science and Nutrition	16 + 4	2	0
5.	Doctor of Philosophy(Ph.D.)	Home Science	27	3	0
	Department of Food Science & Technology				
6.	Doctor of Philosophy (Ph.D.)	Food Science & Technology	20	3	0
7.	Master of Science (M.Sc.)	Food Science & Technology	19+6	2	0
	Department of Electronics and Instrumentation Technology				
8.	Master of Science (M.Sc.)	Electronics	32+10	2	0
9.	Doctor of Philosophy (Ph.D.)	Electronics & Instrumentation Technology	20	3	0
10.	Master of Science (M.Tech.)	M. Tech. (Embedded Systems & Solutions)	32	2	0
	Department of Computer Science				
11.	Master of Computer Application (M.C.A.)	Computer Science	48+14	2	0
12.	Master of Technology (M.Tech)	M. Tech Computer Application	20	2	0
13.	Doctor of Philosophy (Ph.D.)	Computer Science	26	3	0
	Directorate of Information Technology and Support System (ITSS)				
14.	Master of Science (M.Sc.)	M.Sc. IT	50	2	0
	Department of Pharmaceutical Science				
	Admission Criteria: BOPEE				
15.	Doctor of Philosophy (Ph.D.)	Pharmaceutical Science	38	3	0
16.	Master of Pharmacy (M.Pharma)	Pharmaceutical Science	17+4	2	0
17.	Bachelor of Pharmacy (B.Pharma.)	Pharmaceutical Science	25+8	4	0

**School of Arts, Languages and Literatures****Admission Criteria:****University Level Entrance Examination**

S.No.	Name of the Programme	Discipline / Subject	Intake capacity + Self Finance	Course Duration	
				Year	Month
Department of Hindi					
18.	Master of Arts (M.A.)	Hindi	60 + 18	2	0
19.	Doctor of Philosophy(Ph.D.)	Hindi	20	3	0
20.	Post Graduate Diploma	Hindi	15	1	0
Department of English					
21.	Master of Arts (M.A.)	English	60+18	2	0
22.	Doctor of Philosophy(Ph.D.)	English	20	3	0
Department of Persian					
23.	Doctor of Philosophy(Ph.D.)	Persian	16	3	0
24.	Master of Arts (M.A.)	Persian	56 + 16	2	0
25.	Diploma	Persian	10	1	0
26.	Certificate Course	Persian	10	0	6
Department of Kashmiri					
27.	Diploma-Diploma	Kashmiri	65	1	0
28.	Master of Arts (M.A.)	Kashmiri	56+16	2	0
29.	Doctor of Philosophy(Ph.D.)	Kashmiri	10	3	0
Iqbal Institute of Culture and Philosophy					
30.	Doctor of Philosophy(Ph.D.)	Iqbal Institute of Culture and Philosophy	6	3	0
Department of Sanskrit					
31.	Master of Arts (M.A.)	Sanskrit	20 + 6	2	0
32.	Diploma	Sanskrit	20	1	0
33.	Certificate Course (Part Time)	Sanskrit	15	1(PartTime)	
34.	Doctor of Philosophy(Ph.D.)	Sanskrit	8	3	0
Department of Urdu					
35.	Master of Arts (M.A.)	Urdu	66+19	2	0
36.	Post Graduate Diploma	Urdu	15	1	0
37.	Doctor of Philosophy(Ph.D.)	Urdu	14	3	0
Department of Linguistics					
38.	Master of Arts (M.A.)	Linguistics	40+12	2	0
39.	Doctor of Philosophy(Ph.D.)	Linguistics	28	3	0
Department of Arabic					
40.	Doctor of Philosophy(Ph.D.)	Arabic	14	3	0
41.	Master of Arts (M.A.)	Arabic	66 + 19	2	0
Institute of Foreign Languages					
42.	Diploma / Certificate	French	20+6	1	0
43.	Diploma / Certificate	German	20+6	1	0
44.	Diploma / Certificate	Russian	20+6	1	0
Institute of Music and Fine Arts					
45.	Bachelors of Visual Arts	Applied Art / Painting / Sculpture	10 + 2	4	0
46.	Bachelors of Performing Arts	Vocal / Tabla / Indian Classical Sitar / Indian Classical Santoor / Sufiyana Santoor	10 + 2	4	0

School of Biological Science**Admission Criteria:**

University Level Entrance Examination

S. No.	Name of the Programme	Discipline / Subject	Intake capacity + Self Finance	Course Duration	
				Year	Month
	Department of Clinical Bio Chemistry				
47.	Doctor of Philosophy(Ph.D.)	Clinical Bio Chemistry	2	2	0
48.	Master of Science (M.Sc.)	Clinical Bio Chemistry	25+8	2	0
	Department of Bio resources				
49.	Master of Science (M.Sc.)	Bio Resources	20+6	2	0
50.	Doctor of Philosophy(Ph.D.)	Bio Resources	14	3	0
	Department of Nanotechnology				
51.	Master of Science (M.Sc.)	Nanotechnology	15+5	2	0
52.	Doctor of Philosophy(Ph.D.)	Nanotechnology	24	3	0
	Department of Zoology				
53.	Master of Science (M.Sc.)	Zoology	44+13	2	0
54.	Doctor of Philosophy(Ph.D.)	Zoology	50	3	0
	Centre of Research for Development				
55.	Master of Science (M.Sc.)	Micro Biology	10+3	2	0
56.	Doctor of Philosophy(Ph.D.)	Centre of Research for Development	18	3	0
	Department of Botany				
57.	Doctor of Philosophy(Ph.D.)	Botany	70	3	0
58.	Master of Science (M.Sc.)	Botany	44+13	2	0
	Department of Bio Chemistry				
59.	Master of Science (M.Sc.)	Bio Chemistry	25+8	2	0
60.	Doctor of Philosophy(Ph.D)	Bio Chemistry	16	3	0
	Department of Bio Technology				
61.	Master of Science (M.Sc.)	Bio Technology	20	2	0
62.	Doctor of Philosophy(Ph.D.)	Bio Technology	41	3	0

School of Business Studies**Admission Criteria:**

University Level Entrance Examination/ UGAT / CMAT /

S. No.	Name of the Programme	Discipline / Subject	Intake capacity + Self Finance	Course Duration	
				Year	Month
				Department of Commerce	
63.	Master of Commerce(M.Com)	Commerce	66+19	2	0
64.	Doctor of Philosophy (Ph.D.)	Commerce	56	3	0
	Department of Economics				
65.	Master of Arts (M.A.)	Economics	86	2	0
66.	Doctor of Philosophy(Ph.D.)	Economics	17	3	0
	Department of Management Studies				
67.	Master of Business Administration (MBA)	Master of Business Administration	46+14	2	0
68.	Master of Business Administration (IMBA)	Master of Integrated Business Administration	46+14	5	0
69.	Master of Financial Management (MBA)	Master of Finance and Control	30+9	2	0
70.	Executive MBA (EMBA)	Executive MBA (EMBA)	25	2	0
71.	Doctor of Philosophy(Ph.D.)	Master of Business Administration	58	3	0
	Department of Tourism , Hospitality & Leisure Studies				
72.	Masters of Tourism and Travel Management MTTM	Masters of Tourism and Travel Management MTTM	30+9	2	0

School of Earth and Environmental Science

Admission Criteria:

University Level Entrance Examination

S. No.	Name of the Programme	Discipline / Subject	Intake capacity+ Self Finance	Course Duration	
				Year	Month
	Geography and Regional Development				
73.	Master of Science (M.A. / M.Sc.)	Geography	30+9	2	0
74.	Master of Science (M.Sc.)	Disaster Management	15	2	0
75.	Master of Science (M.Sc.)	Disaster Management	30+9	2	0
76.	Doctor of Philosophy (Ph.D.)	Disaster Management	36	3	0
	Earth Science				
77.	Master of Science (M.Sc.)	Applied Geology Science	20+6	2	0
78.	Doctor of Philosophy (Ph.D.)	Applied Geology	26	3	0
	Geo informatics				
79.	Doctor of Philosophy (Ph.D.)	Geo informatics	5	3	0
80.	Master of Science (M.Sc.)	Geo informatics	15Self Finance	2	0
	Environmental Science				
81.	Doctor of Philosophy(Ph.D.)	Environmental Science	10	3	0
82.	Master of Science (M.Sc.)	Environmental Science	19+6	2	0

School of Education and Behavioural Science

Admission Criteria:

University Level Entrance Examination

S. No.	Name of the Programme	Discipline / Subject	Intake capacity+ Self Finance	Course Duration	
				Year	Month
	Department of Physical Education				
83.	Master of Physical Education (M.P.Ed.)	Master of Physical Education	31+9	2	0
	Department of Education				
84.	Bachelor of Education (B.Ed.)	B.Ed.	100	2	0
85.	Master of Arts (M.A.)	Education	60+18	2	0
86.	Doctor of Philosophy(Ph.D.)	Education	52	3	0
87.	Master of Arts (M.Ed.)	M.Ed.	45+13	2	0
	Department of Psychology				
88.	Doctor of Philosophy(Ph.D.)	Psychology	28	3	0
89.	Master of Arts (M.A.)	Psychology	41+12	2	0

School of Law

Admission Criteria: University Level Entrance Examination

S. No.	Name of the Programme	Discipline / Subject	Intake capacity+ Self Finance	Course Duration	
				Year	Month
	Department of Law				
90.	Bachelor of Law (LLB)	LLB	50+15	3	0
91.	Master of Laws (ML)	LLM	30+9	2	0
92.	Bachelor of Law (LLB)	LLB 3yr. Supplementary shift	30	3	0
93.	Bachelor of Law (LLB)	B.A.LLB 5years	50+15	5	0
94.	Doctor of Philosophy(Ph.D.)	Law	60	3	0

School of Physical and Material Science**Admission Criteria:** University Level Entrance Examination

S. No.	Name of the Programme	Discipline / Subject	Intake capacity + Self Finance	Course Duration	
				Year	Month
	Department of Mathematics				
95.	Master of Science (M.Sc.)	Mathematics	54+16	2	0
96.	Doctor of Philosophy(Ph.D.)	Mathematics	20	3	0
	Department of Physics				
97.	Master of Science (M.Sc.)	Physics	49+14	2	0
98.	Doctor of Philosophy(Ph.D.)	Physics	60	3	0
	Department of Chemistry				
99.	Master of Science (M.Sc.)	Chemistry	50+15	2	0
100.	Doctor of Philosophy(Ph.D.)	Chemistry	28	3	0
	Department of Statistics				
101.	Master of Science (M.Sc.)	Statistics	52+16	2	0
102.	Doctor of Philosophy(Ph.D.)	Statistics	24	3	0

School of Social Science**Admission Criteria:** University Level Entrance Examination

S. No.	Name of the Programme	Discipline / Subject	Intake capacity + Self Finance	Course Duration	
				Year	Month
	Media Education Research Centre(MERC)				
103.	Master of Arts (M.A.)	MA (Mass Communication & Journalism)	30+9	2	0
104.	Doctor of Philosophy(Ph.D.)	Media Education Research Centre (MERC)	25	3	0
	Shah-i- Hamdan (RA) Institute of Islamic Studies				
105.	Doctor of Philosophy(Ph.D.)	Shah-i- Hamdan (RA) Institute of Islamic Studies	4	3	0
106.	Master of Arts (M.A.)	Shah-i- Hamdan (RA) Institute of Islamic Studies	48+14	2	0
	Department of Library and Information Science				
107.	Doctor of Philosophy(Ph.D.)	Library and Information Science	22	3	0
108.	Master of Arts (M.A.)	Library and Information Science	34+10	2	0
	Centre for Women Studies and Research				
109.	Master of Arts (M.A.)	Gender Studies	17+8	2	0
	Department of Political Science				
110.	Master of Arts (M.A.)	Political Science	66+19	2	0
111.	Doctor of Philosophy(Ph.D.)	Political Science	8	3	0
	Institute of Kashmiri Studies				
112.	Doctor of Philosophy(Ph.D.)	Institute of Kashmiri Studies	10	3	0



Department of Sociology					
113.	Master of Arts (M.A.)	Sociology	50+15	2	0
114.	Doctor of Philosophy(Ph.D.)	Sociology	19	3	0
Centre of Central Asian Studies (CCAS)					
115.	Doctor of Philosophy(Ph.D.)	Centre of Central Asian Studies	38	3	0
116.	Master of Arts (M.A.)	Archaeology	20	2	0
Department of History					
117.	Master of Arts (M.A.)	History	66+19	2	0
118.	Master of Arts (M.A.)	M.A. History Supplementary Shift	60	2	0
119.	Doctor of Philosophy(Ph.D.)	History	22	3	0
Department of Social Work					
120.	Doctor of Philosophy(Ph.D.)	Social Work	26	3	0
121.	Master of Arts (M.A.)	Social Work	32+9	2	0

Details of Programmes offered by Centre for Distance & Online Education (CDOE)

Admission Criteria:

Merit Based Admission

School of Open Learning

S. No.	Name of the programme	Discipline / Subject	Intake capacity	Course Duration	
				Year	Month
1.	M.Sc. Master of Science	Mathematics	200	2	0
2.	M.A. Master of Arts	Economics	200	2	0
3.	M.A. Master of Arts	Urdu	700	2	0
4.	M.A. Master of Commerce	Commerce	200	2	0
5.	M.A. Master of Arts	English	200	2	0
6.	M.A. Master of Arts	Education	1000	2	0
7.	M.A. Master of Arts	Islamic Studies	150	2	0
8.	M.A. Master of Arts	Kashmiri	200	2	0
9.	Bachelor of Education (B.Ed.)	Education	3600	2	0
10.	Diploma	Home Science	100	1	0
11.	Diploma	Cyber Law	100	1	0
12.	Diploma	Computer Applications	100	1	0
13.	Diploma	Business Administration	100	1	0
14.	Diploma	Tourism Management	100	1	0
15.	Diploma	Business Entrepreneurship	100	1	0
16.	Diploma	Web Designing	100	1	0
17.	Diploma	Urdu Journalism	50	1	0
18.	Diploma	Consumer Laws & Practice	50	1	0
19.	Diploma	Pre-Primary Teacher Training Programme	300	1	0
20.	Diploma	Urdu Translation	50	1	0
21.	Certificate	Kashmiri	200	0	6

**Details of programmes offered by Directorate of Lifelong Learning (DLL)****Admission Criteria:**

Merit Based Admission

School of Open Learning

S. No.	Name of the Programme	Discipline / Subject	Intake capacity	Course Duration	
				Year	Month
1.	Certificate	Paper Machie	30	0	6
2.	Certificate	Aari Work (crewel)	30	0	3
3.	Certificate	Sozni Art / Needle Work	30	0	3
4.	Certificate	Cutting & Tailoring (Basic)	30	0	3
5.	Certificate	Fashion Designing	30	0	3
6.	Certificate	Cold storage Manager	30	0	3
7.	Certificate	Documentation Assistant	30	0	3
8.	Certificate	Domestic Data Entry Operator	30	0	6
9.	Certificate	Graphic Designer	30	0	3
10.	Certificate	Hand Embroiderer	30	0	3
11.	Certificate	Self-employed Tailor	30	0	3
12.	Certificate	Assistant Cameraman	30	0	3
13.	Certificate	AutoCAD-2D+3D	30	0	3
14.	Certificate	Basic Computer & Internet	30	0	3
15.	Certificate	Programming C++	30	0	3
16.	Certificate	Computer Hardware	30	0	3
17.	Certificate	Desktop Publishing	30	0	3
18.	Certificate	Graphic Designing	30	0	3
19.	Certificate	Tally ERP 9	30	0	3
20.	Certificate	Web Designing	30	0	3
21.	Certificate	CCNA I, ii, iii & iv	30	0	6
22.	Certificate	Regimental Therapy (Illaj-Bil - Tadbeer)	30	0	2
23.	Certificate	Unani Medicine Pharmacy	30	0	2
24.	Certificate	Electrician/Industrial Electrician	30	0	3
25.	Certificate	Repairing of Home Appliances /AC Refrigerator	30	0	3
26.	Certificate	Mobile Phone Repairing	30	0	2

S. No.	Name of the Programme	Discipline / Subject	Intake capacity	Course Duration	
				Year	Month
27.	Certificate	Plumber	30	0	3
28.	Certificate	Transformer Fabrication	30	0	3
29.	Certificate	Photography (Advanced)	30	0	1
30.	Certificate	Non-Linear Editing	30	0	1
31.	Certificate	Sound Recording and Radio Production	30	0	1
32.	Certificate	Videography	30	0	1
33.	Certificate	Digital Photography	30	0	1
34.	Certificate	Book Keeping and Accounting	30	0	3
35.	Certificate	Financial Accounting	30	0	3
36.	Certificate	Office Management	30	0	3
37.	Certificate	Spoken English and Personality Development Skills	30	0	3
38.	Certificate	Communication and Soft Skills	30	0	3
39.	Certificate	Banking Correspondent and Facilitator	30	0	3
40.	Certificate	Type Shorthand	30	0	3
41.	Certificate	Publication Relations	30	0	3
42.	Certificate	Customer Care Executive (Call Centre)	30	0	3
43.	Certificate	Bridal Mehendi Designing	30	0	3
44.	Certificate	Professional Makeup Artist	30	0	3
45.	Certificate	CCTV Installation Technician	30	0	3
46.	Certificate	B. Voc in Automotive Technology	50	3	0
47.	Certificate	B. Voc in Electronic Media	50	3	0
48.	Certificate	Domestic Electric Solutions	23	0	3
49.	Certificate	Programming in Dot Net	10	0	3

**Table 2.1-- Details of Programmes offered at Institute of Technology, Zakura Campus,
University of Kashmir**

List of Schools and Departments

School Name : School of Engineering

S. No.	Name of the Departments / Centres
1	Department of Mechanical Engineering
2	Department of Electrical Engineering
3	Department of Electronics And Communication Engineering
4	Department of Applied Science
5	Department of Civil Engineering
6	Centre for Design Your degree
7	Centre For Innovation, Incubation And Entrepreneurship

Regular Program Details

Admission Criteria:

JEE/ CET

S. No.	Name of the Programme	Discipline / Subject	Intake capacity	Course Duration	
				Year	Month
1	B. Tech. (Bachelor of Technology)	Mechanical Engineering	65	4	0
2	B. Tech. (Bachelor of Technology)	Electronics and Communication Engineering	65	4	0
3	B. Tech. (Bachelor of Technology)	Electrical Engineering	65	4	0
4	B. Tech. (Bachelor of Technology)	Civil Engineering	65	4	0
5	M. Tech. (Master of Technology)	(Mechanical Engineering) Design Engineering	18 (06 Seats for in service candidates)	2	0
6	M. Tech. (Master of Technology)	Electronics & Communication Engineering	18 (06 Seats for in service candidates)	2	0
7	M. Tech. (Master of Technology)	(Electrical Engineering) Power System & Control	18 (06 Seats for in service candidates)	2	0
8	B.Voc	Automotive Technology	50	3	0

**Table 2.2- Details of Programmes offered at North Campus,
University of Kashmir**

List of Departments

S. No.	Name of the Departments / Centres
1	Department of Computer Sciences
2	Department of English
3	Department of Management Studies
4	Department of Computer Sciences & Engineering
5	Department of Teacher Education
6	Department of Botany

Regular Program Details

Admission Criteria:		University level entrance examination/UGAT/JEE			
S. No.	Name of the Programme	Discipline / Subject	Intake capacity	Course Duration	
				Year	Month
1	Integrated Master of Business Administration (IMBA)	Management Studies	52	5	0
2	Integrated B.Sc. / M.Sc. Botany	Botany	30	5	0
3	M.A. Master of Arts	English	55	2	0
4	Master of Computer Applications (MCA)	Computer Science	50	3	0
5	Masters of Education (M.Ed.)	Education	50	2	0
6	Master of Technology (M.Tech)	Computer Science and Engineering	18 (06 Seats for in service candidates)	0	0
7	Bachelor of Technology (B. Tech.)	Computer Science and Engineering	65	4	0
8	Doctor of Philosophy (Ph.D.)	English	8	3	0
9	Doctor of Philosophy (Ph.D.)	Computer Science	12	3	0
10	Doctor of Philosophy (Ph.D.)	Computer Science and Engineering	16	3	0
	Doctor of Philosophy (Ph.D.)	Management Studies	12	3	0

**Table 2.3- Details of Programmes Offered by South Campus,
University of Kashmir, Anantnag**

List of Departments

S. No.	Name of the Departments / Centres
1	Department of Computer Science
2	Institute of Nursing
3	Department of English
4	Department of Education
5	Department of Mathematics
6	Department of Urdu
7	Department of Management Studies
8	Institute of Para Medical Science

Regular Program Details

Admission Criteria: University level entrance examination / CMAT

S. No.	Name of the Programme	Discipline / Subject	Intake capacity	Course Duration	
				Year	Month
1	Master of Business Administration (MBA)	Management Studies	57	2	0
2	Master of Arts (MA)	English	72	2	0
3	Master of Arts (MA)	Education	78	2	0
4	Master of Science (M.Sc.)	Mathematics	65	2	0
5	Master of Education (M.Ed.)	Education	78	2	0
6	Master of Computer Applications (MCA)	Computer Applications	57	3	0
7	Master of Arts (MA)	Urdu	65	2	0
8	Bachelor of Education (B.Ed.)	Education	50	2	0
9.	Bachelor of Science in Nursing (BSc)	Pharmaceutical Science	80	3	0
10	Bachelor in Medical Lab Technology (BMLT)	Medical Lab Technology	30	3	0
11	Doctor of Philosophy(Ph.D.)	Mathematics	16	3	0
12	Doctor of Philosophy(Ph.D.)	Education	4	3	0
13	Doctor of Philosophy(Ph.D.)	Computer Science	16	3	0
14	Doctor of Philosophy(Ph.D.)	English	20	3	0
15	Doctor of Philosophy(Ph.D.)	Management Studies	12	3	0

**Table 3.0 - Number of Regular Students Enrolled in Main Campus,
Regular Programmes:**

1. School of Applied Science & Technology:

Year	Category	Number of Total Students Enrolled											
		General		SC		ST		OBC		EWS		Total	
		M	F	M	F	M	F	M	F	M	F	M	F
Department of Computer Science: M.C.A.													
Year		Number of Total Students Enrolled											
		General		SC		ST		OBC		EWS		Total	
		M	F	M	F	M	F	M	F	M	F	M	F
1	Total	36	9	–	–	1	–	9	2	2	–	48	11
	PWD (Out of Total)	–	–	–	–	–	–	–	–	–	–	–	–
	Muslim Minority (Out of Total)	36	9	–	–	1	–	9	2	2	–	48	11
	Other Minority (Out of Total)	–	–	–	–	–	–	–	–	–	–	–	–
2	Total	17	29	–	–	1	–	10	1	–	–	28	30
	PWD (Out of Total)	–	–	–	–	–	–	–	–	–	–	–	–
	Muslim Minority (Out of Total)	17	29	–	–	1	–	10	1	–	–	28	30
	Other Minority (Out of Total)	–	–	–	–	–	–	–	–	–	–	–	–
3	Total	24	21	–	–	1	–	5	2	–	–	30	23
	PWD (Out of Total)	–	–	–	–	–	–	–	–	–	–	–	–
	Muslim Minority (Out of Total)	24	21	–	–	1	–	5	2	–	–	30	23
	Other Minority (Out of Total)	–	–	–	–	–	–	–	–	–	–	–	–
Year	Computer Application/ M. Tech/ Computer Engineering												
1	Total	6	4	–	–	–	–	1	2	–	–	7	6
	PWD (Out of Total)	–	–	–	–	–	–	–	–	–	–	–	–
	Muslim Minority (Out of Total)	6	4	–	–	–	–	1	2	–	–	7	6
	Other Minority (Out of Total)	–	–	–	–	–	–	–	–	–	–	–	–
2	Total	7	1	–	–	–	–	–	–	–	–	7	1
	PWD (Out of Total)	–	–	–	–	–	–	–	–	–	–	–	–
	Muslim Minority (Out of Total)	7	1	–	–	–	–	–	–	–	–	7	1
	Other Minority (Out of Total)	–	–	–	–	–	–	–	–	–	–	–	–
Year	Computer Science / Ph.D. Doctor of Philosophy												
	Total	–	–	–	–	–	–	–	–	–	–	–	–
	PWD (Out of Total)	–	–	–	–	–	–	–	–	–	–	–	–
	Muslim Minority (Out of Total)	–	–	–	–	–	–	–	–	–	–	–	–
	Other Minority (Out of Total)	–	–	–	–	–	–	–	–	–	–	–	–
Total number of male students enrolled in the department												120	
Total number of female students enrolled in the department												071	
Total number of students enrolled in the department												191	
Year	Directorate of IT&SS: Computer Science / M.Sc. IT												
1	Total	19	13	–	–	–	–	2	2	–	–	21	15
	PWD (Out of Total)	–	–	–	–	–	–	–	–	–	–	–	–
	Muslim Minority (Out of Total)	19	13	–	–	–	–	2	2	–	–	21	15
	Other Minority (Out of Total)	–	–	–	–	–	–	–	–	–	–	–	–
2	Total	25	21	–	–	–	–	2	2	–	–	27	23
	PWD (Out of Total)	–	–	–	–	–	–	–	–	–	–	–	–
	Muslim Minority (Out of Total)	25	21	–	–	–	–	2	2	–	–	27	23
	Other Minority (Out of Total)	–	–	–	–	–	–	–	–	–	–	–	–
Total number of male students enrolled in the department												048	
Total number of female students enrolled in the department												038	
Total number of students enrolled in the department												086	

Year	Category	Number of Total Students Enrolled												
		General		SC		ST		OBC		EWS		Total		
		M	F	M	F	M	F	M	F	M	F	M	F	
Year	Department of Electronics & Instrumentation Technology: M.Sc. Master Of Science													
1	Total	10	5	—	—	—	—	—	—	—	—	—	10	5
	PWD (Out of Total)	-	-	—	—	—	—	—	—	—	—	—	—	—
	Muslim Minority (Out of Total)	10	5	—	—	—	—	—	—	—	—	—	10	5
	Other Minority (Out of Total)	-	-	—	—	—	—	—	—	—	—	—	—	—
2	Total	7	3	—	—	—	—	—	—	—	—	—	7	3
	PWD (Out of Total)	-	-	—	—	—	—	—	—	—	—	—	—	—
	Muslim Minority (Out of Total)	7	3	—	—	—	—	—	—	—	—	—	7	3
	Other Minority (Out of Total)	—	—	—	—	—	—	—	—	—	—	—	—	—
Year	Ph.D. Doctor Of Philosophy													
	Total	4	5	—	—	—	—	—	—	—	—	—	4	5
	PWD (Out of Total)	-	-	—	—	—	—	—	—	—	—	—	—	—
	Muslim Minority (Out of Total)	4	5	—	—	—	—	—	—	—	—	—	4	5
	Other Minority (Out of Total)	-	-	—	—	—	—	—	—	—	—	—	—	—
Year	M. Tech. Master of Technology													
1	Total	10	11	—	—	—	—	—	2	—	—	—	10	13
	PWD (Out of Total)	—	—	—	—	—	—	—	—	—	—	—	—	—
	Muslim Minority (Out of Total)	10	11	—	—	—	—	—	2	—	—	—	10	13
	Other Minority (Out of Total)	—	—	—	—	—	—	—	—	—	—	—	—	—
2	Total	9	13	—	—	—	—	—	1	—	—	—	9	14
	PWD (Out of Total)	—	—	—	—	—	—	—	—	—	—	—	—	—
	Muslim Minority (Out of Total)	9	13	—	—	—	—	—	1	—	—	—	9	14
	Other Minority (Out of Total)	—	—	—	—	—	—	—	—	—	—	—	—	—
Total number of male students enrolled in the department													040	
Total number of female students enrolled in the department													040	
Total number of students enrolled in the department													080	
Year	Department of Food Science & Technology: Ph.D. Doctor of Philosophy													
	Total	—	6	—	—	—	—	—	—	—	—	—	—	6
	PWD (Out of Total)	—	—	—	—	—	—	—	—	—	—	—	—	—
	Muslim Minority (Out of Total)	—	6	—	—	—	—	—	—	—	—	—	—	6
	Other Minority (Out of Total)	—	—	—	—	—	—	—	—	—	—	—	—	—
Year	M.Sc. Master of Science													
1	Total	3	15	—	—	—	1	2	5	—	—	—	5	21
	PWD (Out of Total)	—	—	—	—	—	—	—	—	—	—	—	—	—
	Muslim Minority (Out of Total)	3	15	—	—	—	1	2	5	—	—	—	5	21
	Other Minority (Out of Total)	—	—	—	—	—	—	—	—	—	—	—	—	—
2	Total	3	19	—	—	—	—	2	1	—	—	—	5	20
	PWD (Out of Total)	—	—	—	—	—	—	—	—	—	—	—	—	—
	Muslim Minority (Out of Total)	3	19	—	—	—	—	2	1	—	—	—	5	20
	Other Minority (Out of Total)	—	—	—	—	—	—	—	—	—	—	—	—	—
Total number of male students enrolled in the department													010	
Total number of female students enrolled in the department													047	
Total number of students enrolled in the department													057	

Year	Category	Number of Total Students Enrolled											
		General		SC		ST		OBC		EWS		Total	
		M	F	M	F	M	F	M	F	M	F	M	F
Year	Institute of Home Science: Dietetics & Clinical Nutrition M.Sc. Master of Science												
1	Total	—	—	—	—	—	—	—	—	—	—	—	—
	PWD (Out of Total)	—	—	—	—	—	—	—	—	—	—	—	—
	Muslim Minority (Out of Total)	—	—	—	—	—	—	—	—	—	—	—	—
	Other Minority (Out of Total)	—	—	—	—	—	—	—	—	—	—	—	—
2	Total	—	15	—	—	—	—	—	—	—	—	—	15
	PWD (Out of Total)	—	—	—	—	—	—	—	—	—	—	—	—
	Muslim Minority (Out of Total)	—	15	—	—	—	—	—	—	—	—	—	15
	Other Minority (Out of Total)	—	—	—	—	—	—	—	—	—	—	—	—
Year	Human Development M.Sc. Master of Science												
1	Total	—	—	—	—	—	—	—	—	—	—	—	—
	PWD (Out of Total)	—	—	—	—	—	—	—	—	—	—	—	—
	Muslim Minority (Out of Total)	—	—	—	—	—	—	—	—	—	—	—	—
	Other Minority (Out of Total)	—	—	—	—	—	—	—	—	—	—	—	—
2	Total	—	8	—	—	—	—	—	—	—	—	—	8
	PWD (Out of Total)	—	—	—	—	—	—	—	—	—	—	—	—
	Muslim Minority (Out of Total)	—	8	—	—	—	—	—	—	—	—	—	8
	Other Minority (Out of Total)	—	—	—	—	—	—	—	—	—	—	—	—
Year	Ph.D. Doctor of Philosophy												
	Total	—	—	—	—	—	—	—	—	—	—	—	—
	PWD (Out of Total)	—	—	—	—	—	—	—	—	—	—	—	—
	Muslim Minority (Out of Total)	—	—	—	—	—	—	—	—	—	—	—	—
	Other Minority (Out of Total)	—	—	—	—	—	—	—	—	—	—	—	—
Year	Food Science & Nutrition M.Sc. Master of Science												
1	Total	—	—	—	—	—	—	—	—	—	—	—	—
	PWD (Out of Total)	—	—	—	—	—	—	—	—	—	—	—	—
	Muslim Minority (Out of Total)	—	—	—	—	—	—	—	—	—	—	—	—
	Other Minority (Out of Total)	—	—	—	—	—	—	—	—	—	—	—	—
2	Total	—	18	—	—	—	—	—	—	—	—	—	18
	PWD (Out of Total)	—	—	—	—	—	—	—	—	—	—	—	—
	Muslim Minority (Out of Total)	—	18	—	—	—	—	—	—	—	—	—	18
	Other Minority (Out of Total)	—	—	—	—	—	—	—	—	—	—	—	—
Year	Extension & Communication M.Sc. Master of Science												
1	Total	—	—	—	—	—	—	—	—	—	—	—	—
	PWD (Out of Total)	—	—	—	—	—	—	—	—	—	—	—	—
	Muslim Minority (Out of Total)	—	—	—	—	—	—	—	—	—	—	—	—
	Other Minority (Out of Total)	—	—	—	—	—	—	—	—	—	—	—	—
2	Total	1	14	—	—	—	—	—	—	—	—	1	14
	PWD (Out of Total)	—	—	—	—	—	—	—	—	—	—	—	—
	Muslim Minority (Out of Total)	1	14	—	—	—	—	—	—	—	—	1	14
	Other Minority (Out of Total)	—	—	—	—	—	—	—	—	—	—	—	—
Total number of male students enrolled in the department												001	
Total number of female students enrolled in the department												055	
Total number of students enrolled in the department												056	



Year	Category	Number of Total Students Enrolled												
		General		SC		ST		OBC		EWS		Total		
		M	F	M	F	M	F	M	F	M	F	M	F	
Year	Department of Pharmaceutical Science: Ph.D. Doctor Of Philosophy													
	Total	–	–	–	–	–	–	–	–	–	–	–	–	–
	PWD (Out of Total)	–	–	–	–	–	–	–	–	–	–	–	–	–
	Muslim Minority (Out of Total)	–	–	–	–	–	–	–	–	–	–	–	–	–
	Other Minority (Out of Total)	–	–	–	–	–	–	–	–	–	–	–	–	–
Year	M. Pharma Master of Pharmacy													
1	Total	2	1	–	–	–	–	–	–	–	–	–	2	1
	PWD (Out of Total)	–	–	–	–	–	–	–	–	–	–	–	–	–
	Muslim Minority (Out of Total)	2	1	–	–	–	–	–	–	–	–	–	2	1
	Other Minority (Out of Total)	–	–	–	–	–	–	–	–	–	–	–	–	–
2	Total	8	5	–	–	–	–	1	–	–	–	–	9	5
	PWD (Out of Total)	–	–	–	–	–	–	–	–	–	–	–	–	–
	Muslim Minority (Out of Total)	8	5	–	–	–	–	1	–	–	–	–	9	5
	Other Minority (Out of Total)	–	–	–	–	–	–	–	–	–	–	–	–	–
Year	M. Pharma Master of Pharmacy (Pharmaceutical Biotechnology)													
1	Total	1	1	–	–	–	–	–	–	–	–	–	1	1
	PWD (Out of Total)	–	–	–	–	–	–	–	–	–	–	–	–	–
	Muslim Minority (Out of Total)	1	1	–	–	–	–	–	–	–	–	–	1	1
	Other Minority (Out of Total)	–	–	–	–	–	–	–	–	–	–	–	–	–
Year	B. Pharma Bachelor of Pharmacy													
1	Total	10	8	1	1	2	1	3	1	–	–	16	11	
	PWD (Out of Total)	–	–	–	–	–	–	–	–	–	–	–	–	–
	Muslim Minority (Out of Total)	10	8	1	1	2	1	3	1	–	–	16	11	
	Other Minority (Out of Total)	–	–	–	–	–	–	–	–	–	–	–	–	–
2	Total	9	10	1	–	1	2	3	2	–	–	14	14	
	PWD (Out of Total)	–	–	–	–	–	–	–	–	–	–	–	–	–
	Muslim Minority (Out of Total)	9	10	1	–	1	2	3	2	–	–	14	14	
	Other Minority (Out of Total)	–	–	–	–	–	–	–	–	–	–	–	–	–
3	Total	–	–	–	–	–	–	–	–	–	–	–	–	–
	PWD (Out of Total)	–	–	–	–	–	–	–	–	–	–	–	–	–
	Muslim Minority (Out of Total)	–	–	–	–	–	–	–	–	–	–	–	–	–
	Other Minority (Out of Total)	–	–	–	–	–	–	–	–	–	–	–	–	–
Total number of male students enrolled in the department														042
Total number of female students enrolled in the department														032
Total number of students enrolled in the department														074

2. School of Arts, Languages & Literature :

Year	Category	Number of Total Students Enrolled											
		General		SC		ST		OBC		EWS		Total	
		M	F	M	F	M	F	M	F	M	F	M	F
Year	Department of Arabic Ph.D. Doctor Of Philosophy												
	Total	1	–	–	–	–	–	–	–	–	–	1	–
	PWD (Out of Total)	–	–	–	–	–	–	–	–	–	–	–	–
	Muslim Minority(Out of Total)	1	–	–	–	–	–	–	–	–	–	1	–
	Other Minority (Out of Total)	–	–	–	–	–	–	–	–	–	–	–	–
Year	M.A. Master of Arts												
1	Total	10	52	–	–	–	–	1	5	–	–	11	57
	PWD (Out of Total)	–	–	–	–	–	–	–	–	–	–	–	–
	Muslim Minority(Out of Total)	10	52	–	–	–	–	1	5	–	–	11	57
	Other Minority (Out of Total)	–	–	–	–	–	–	–	–	–	–	–	–
2	Total	11	47	–	–	-	1	5	5	–	–	16	53
	PWD (Out of Total)	–	–	–	–	–	–	–	–	–	–	–	–
	Muslim Minority(Out of Total)	11	47	–	–	–	1	5	5	–	–	16	53
	Other Minority (Out of Total)	–	–	–	–	–	–	–	–	–	–	–	–
Total number of male students enrolled in the department												028	
Total number of female students enrolled in the department												110	
Total number of students enrolled in the department												138	
Year	Department of English: M. A. Master of Arts												
1	Total	16	47	–	–	–	1	2	8	–	1	18	57
	PWD (Out of Total)	–	–	–	–	–	–	–	–	–	–	–	–
	Muslim Minority(Out of Total)	16	46	–	–	–	1	2	8	–	1	18	56
	Other Minority (Out of Total)	–	1	–	–	–	–	–	–	–	–	–	1
2	Total	15	53	–	–	–	–	3	3	–	–	18	56
	PWD (Out of Total)	–	–	–	–	–	–	–	–	–	–	–	–
	Muslim Minority(Out of Total)	15	53	–	–	–	–	3	3	–	–	18	56
	Other Minority (Out of Total)	–	–	–	–	–	–	–	–	–	–	–	–
Year	Ph.D. Doctor Of Philosophy												
	Total	1	1	–	–	–	–	–	–	–	–	1	1
	PWD (Out of Total)	–	–	–	–	–	–	–	–	–	–	–	–
	Muslim Minority(Out of Total)	1	1	–	–	–	–	–	–	–	–	1	1
	Other Minority (Out of Total)	–	–	–	–	–	–	–	–	–	–	–	–
Total number of male students enrolled in the department												037	
Total number of female students enrolled in the department												114	
Total number of students enrolled in the department												151	
	Institute of Foreign Language: French Certificate - Certificate												
1	Total	9	4	–	–	–	–	–	–	1	–	9	5
	PWD (Out of Total)	–	–	–	–	–	–	–	–	–	–	–	–
	Muslim Minority(Out of Total)	9	4	–	–	–	–	–	–	1	–	9	5
	Other Minority (Out of Total)	–	–	–	–	–	–	–	–	–	–	–	–
	German Certificate - Certificate												
1	Total	5	4	–	–	–	–	–	–	–	–	5	4
	PWD (Out of Total)	–	–	–	–	–	–	–	–	–	–	–	–
	Muslim Minority(Out of Total)	5	4	–	–	–	–	–	–	–	–	5	4
	Other Minority (Out of Total)	–	–	–	–	–	–	–	–	–	–	–	–

Year	Category	Number of Total Students Enrolled											
		General		SC		ST		OBC		EWS		Total	
		M	F	M	F	M	F	M	F	M	F	M	F
	Russian Certificate - Certificate												
1	Total	6	–	–	–	–	–	–	–	–	–	6	–
	PWD (Out of Total)	–	–	–	–	–	–	–	–	–	–	–	–
	Muslim Minority(Out of Total)	6	–	–	–	–	–	–	–	–	–	6	–
	Other Minority (Out of Total)	–	–	–	–	–	–	–	–	–	–	–	–
	Russian Diploma - Diploma												
1	Total	2	–	–	–	–	–	–	–	–	–	2	–
	PWD (Out of Total)	–	–	–	–	–	–	–	–	–	–	–	–
	Muslim Minority(Out of Total)	2	–	–	–	–	–	–	–	–	–	2	–
	Other Minority (Out of Total)	–	–	–	–	–	–	–	–	–	–	–	–
Total number of male students enrolled in the department													022
Total number of female students enrolled in the department													009
Total number of students enrolled in the department													031
Year	Department of Hindi: Ph.D. Doctor Of Philosophy												
1	Total	–	3	–	–	–	–	–	–	–	–	–	3
	PWD (Out of Total)	–	–	–	–	–	–	–	–	–	–	–	–
	Muslim Minority(Out of Total)	–	3	–	–	–	–	–	–	–	–	–	3
	Other Minority (Out of Total)	–	–	–	–	–	–	–	–	–	–	–	–
Year	Post Graduate Diploma												
1	Total	–	–	–	–	–	–	–	–	–	–	–	–
	PWD (Out of Total)	–	–	–	–	–	–	–	–	–	–	–	–
	Muslim Minority(Out of Total)	–	–	–	–	–	–	–	–	–	–	–	–
	Other Minority (Out of Total)	–	–	–	–	–	–	–	–	–	–	–	–
Year	M. A. Master of Art												
1	Total	2	8	–	–	–	–	–	1	–	–	2	9
	PWD (Out of Total)	–	–	–	–	–	–	–	–	–	–	–	–
	Muslim Minority(Out of Total)	2	8	–	–	–	–	–	1	–	–	2	9
	Other Minority (Out of Total)	–	–	–	–	–	–	–	–	–	–	–	–
2	Total	1	11	–	–	–	–	–	–	–	–	1	11
	PWD (Out of Total)	–	–	–	–	–	–	–	–	–	–	–	–
	Muslim Minority(Out of Total)	1	10	–	–	–	–	–	–	–	–	1	10
	Other Minority (Out of Total)	–	1	–	–	–	–	–	–	–	–	–	1
Total number of male students enrolled in the department													003
Total number of female students enrolled in the department													023
Total number of students enrolled in the department													026
Year	Iqbal Institute of Culture & Philosophy: Ph.D. Doctor Of Philosophy												
1	Total	4	3	–	–	–	–	–	–	–	–	4	3
	PWD (Out of Total)	–	–	–	–	–	–	–	–	–	–	–	–
	Muslim Minority(Out of Total)	4	3	–	–	–	–	–	–	–	–	4	3
	Other Minority (Out of Total)	–	–	–	–	–	–	–	–	–	–	–	–
Total number of male students enrolled in the department													004
Total number of female students enrolled in the department													003
Total number of students enrolled in the department													007
Year	Department of Kashmiri: Diploma- Diploma												
1	Total	–	–	–	–	–	–	–	–	–	–	–	–
	PWD (Out of Total)	–	–	–	–	–	–	–	–	–	–	–	–
	Muslim Minority(Out of Total)	–	–	–	–	–	–	–	–	–	–	–	–
	Other Minority (Out of Total)	–	–	–	–	–	–	–	–	–	–	–	–

Year	Category	Number of Total Students Enrolled												
		General		SC		ST		OBC		EWS		Total		
		M	F	M	F	M	F	M	F	M	F	M	F	
Year	M. A. Master of Arts													
1	Total	—	—	—	—	—	—	—	—	—	—	—	—	
	PWD (Out of Total)	—	—	—	—	—	—	—	—	—	—	—	—	
	Muslim Minority(Out of Total)	—	—	—	—	—	—	—	—	—	—	—	—	
	Other Minority (Out of Total)	—	—	—	—	—	—	—	—	—	—	—	—	
2	Total	12	43	—	—	1	—	1	3	—	—	14	46	
	PWD (Out of Total)	—	—	—	—	—	—	—	—	—	—	—	—	
	Muslim Minority(Out of Total)	12	43	—	—	1	—	1	3	—	—	14	46	
	Other Minority (Out of Total)	—	—	—	—	—	—	—	—	—	—	—	—	
Year	Ph.D. Doctor Of Philosophy													
	Total	4	2	—	—	—	—	—	—	—	—	4	2	
	PWD (Out of Total)	—	—	—	—	—	—	—	—	—	—	—	—	
	Muslim Minority(Out of Total)	4	2	—	—	—	—	—	—	—	—	4	2	
	Other Minority (Out of Total)	—	—	—	—	—	—	—	—	—	—	—	—	
Total number of male students enrolled in the department													018	
Total number of female students enrolled in the department													048	
Total number of students enrolled in the department													066	
Year	Department of Linguistics: Ph.D. Doctor Of Philosophy													
	Total	—	—	—	—	—	—	—	—	—	—	—	—	
	PWD (Out of Total)	—	—	—	—	—	—	—	—	—	—	—	—	
	Muslim Minority(Out of Total)	—	—	—	—	—	—	—	—	—	—	—	—	
	Other Minority (Out of Total)	—	—	—	—	—	—	—	—	—	—	—	—	
Year	M.A. Master Of Arts													
1	Total	4	18	—	—	1	—	—	2	—	—	5	20	
	PWD (Out of Total)	—	—	—	—	—	—	—	—	—	—	—	—	
	Muslim Minority(Out of Total)	4	18	—	—	1	—	—	2	—	—	5	20	
	Other Minority (Out of Total)	—	—	—	—	—	—	—	—	—	—	—	—	
2	Total	9	27	—	—	—	—	1	2	—	—	10	29	
	PWD (Out of Total)	1	—	—	—	—	—	—	—	—	—	1	—	
	Muslim Minority(Out of Total)	9	27	—	—	—	—	1	2	—	—	10	29	
	Other Minority (Out of Total)	—	—	—	—	—	—	—	—	—	—	—	—	
Total number of male students enrolled in the department													015	
Total number of female students enrolled in the department													049	
Total number of students enrolled in the department													064	
Year	Department of Persian: Ph.D. Doctor Of Philosophy													
	Total	1	1	—	—	—	—	—	—	—	—	1	1	
	PWD (Out of Total)	—	—	—	—	—	—	—	—	—	—	—	—	
	Muslim Minority(Out of Total)	1	1	—	—	—	—	—	—	—	—	1	1	
	Other Minority (Out of Total)	—	—	—	—	—	—	—	—	—	—	—	—	
Year	M.A. Master Of Arts													
1	Total	4	25	—	—	—	—	—	—	—	—	4	25	
	PWD (Out of Total)	—	—	—	—	—	—	—	—	—	—	—	—	
	Muslim Minority(Out of Total)	4	25	—	—	—	—	—	—	—	—	4	25	
	Other Minority (Out of Total)	—	—	—	—	—	—	—	—	—	—	—	—	
2	Total	4	27	—	—	—	—	—	—	—	—	4	27	
	PWD (Out of Total)	—	—	—	—	—	—	—	—	—	—	—	—	
	Muslim Minority(Out of Total)	4	27	—	—	—	—	—	—	—	—	4	27	
	Other Minority (Out of Total)	—	—	—	—	—	—	—	—	—	—	—	—	

Year	Category	Number of Total Students Enrolled											
		General		SC		ST		OBC		EWS		Total	
		M	F	M	F	M	F	M	F	M	F	M	F
		Certificate Course											
1	Total	2	1	–	–	–	–	–	–	–	–	2	1
	PWD (Out of Total)	–	–	–	–	–	–	–	–	–	–	–	–
	Muslim Minority(Out of Total)	2	1	–	–	–	–	–	–	–	–	2	1
	Other Minority (Out of Total)	–	–	–	–	–	–	–	–	–	–	–	–
Year		Diploma - Diploma											
1	Total	2	–	–	–	–	–	–	–	–	–	2	–
	PWD (Out of Total)	–	–	–	–	–	–	–	–	–	–	–	–
	Muslim Minority(Out of Total)	2	–	–	–	–	–	–	–	–	–	2	–
	Other Minority (Out of Total)	–	–	–	–	–	–	–	–	–	–	–	–
Total number of male students enrolled in the department													013
Total number of female students enrolled in the department													054
Total number of students enrolled in the department													067
Year	Department of Sanskrit: Ph.D. Doctor Of Philosophy												
	Total	1	2	–	–	–	–	–	–	–	–	1	2
	PWD (Out of Total)	–	–	–	–	–	–	–	–	–	–	–	–
	Muslim Minority(Out of Total)	1	2	–	–	–	–	–	–	–	–	1	2
	Other Minority (Out of Total)	–	–	–	–	–	–	–	–	–	–	–	–
Year	M.A. Master Of Arts												
1	Total	–	–	–	–	–	–	–	–	–	–	–	–
	PWD (Out of Total)	–	–	–	–	–	–	–	–	–	–	–	–
	Muslim Minority(Out of Total)	–	–	–	–	–	–	–	–	–	–	–	–
2	Total	1	–	–	–	–	–	–	–	–	–	1	–
	PWD (Out of Total)	–	–	–	–	–	–	–	–	–	–	–	–
	Muslim Minority(Out of Total)	1	–	–	–	–	–	–	–	–	–	1	–
	Other Minority (Out of Total)	–	–	–	–	–	–	–	–	–	–	–	–
Year	Diploma-Diploma												
	Total	1	–	–	–	–	–	–	–	–	–	1	–
	PWD (Out of Total)	–	–	–	–	–	–	–	–	–	–	–	–
	Muslim Minority(Out of Total)	1	–	–	–	–	–	–	–	–	–	1	–
	Other Minority (Out of Total)	–	–	–	–	–	–	–	–	–	–	–	–
	Certificate - Certificate												
	Total	–	–	–	–	–	–	–	–	–	–	–	–
	PWD (Out of Total)	–	–	–	–	–	–	–	–	–	–	–	–
	Muslim Minority(Out of Total)	–	–	–	–	–	–	–	–	–	–	–	–
	Other Minority (Out of Total)	–	–	–	–	–	–	–	–	–	–	–	–
Total number of male students enrolled in the department													003
Total number of female students enrolled in the department													002
Total number of students enrolled in the department													005
Year	Department of Urdu: Ph.D. Doctor Of Philosophy												
	Total	–	–	–	–	–	–	–	–	–	–	–	–
	PWD (Out of Total)	–	–	–	–	–	–	–	–	–	–	–	–
	Muslim Minority(Out of Total)	–	–	–	–	–	–	–	–	–	–	–	–
	Other Minority (Out of Total)	–	–	–	–	–	–	–	–	–	–	–	–
Year	M.A. Master Of Arts												
1	Total	12	60	–	–	–	1	1	7	–	1	13	69
	PWD (Out of Total)	–	–	–	–	–	–	–	–	–	–	–	–
	Muslim Minority(Out of Total)	12	60	–	–	–	1	1	7	–	1	13	69
	Other Minority (Out of Total)	–	–	–	–	–	–	–	–	–	–	–	–

Year	Category	Number of Total Students Enrolled											
		General		SC		ST		OBC		EWS		Total	
		M	F	M	F	M	F	M	F	M	F	M	F
2	Total	12	50	—	—	—	—	6	3	—	—	18	53
	PWD (Out of Total)	—	—	—	—	—	—	—	—	—	—	—	—
	Muslim Minority(Out of Total)	12	50	—	—	—	—	6	3	—	—	18	53
	Other Minority (Out of Total)	—	—	—	—	—	—	—	—	—	—	—	—
Year	P.G. Diploma												
1	Total	—	—	—	—	—	—	—	—	—	—	—	—
	PWD (Out of Total)	—	—	—	—	—	—	—	—	—	—	—	—
	Muslim Minority(Out of Total)	—	—	—	—	—	—	—	—	—	—	—	—
	Other Minority (Out of Total)	—	—	—	—	—	—	—	—	—	—	—	—
Total number of male students enrolled in the department													031
Total number of female students enrolled in the department													122
Total number of students enrolled in the department													153
Year	Institute of Music & Fine arts: Bachelor of Arts Sitar Indian Classic												
1	Total	2	—	—	—	—	—	—	—	—	—	2	—
	PWD (Out of Total)	—	—	—	—	—	—	—	—	—	—	—	—
	Muslim Minority(Out of Total)	2	—	—	—	—	—	—	—	—	—	2	—
	Other Minority (Out of Total)	—	—	—	—	—	—	—	—	—	—	—	—
2	Total	1	1	—	—	—	—	—	—	—	—	1	1
	PWD (Out of Total)	—	—	—	—	—	—	—	—	—	—	—	—
	Muslim Minority(Out of Total)	1	1	—	—	—	—	—	—	—	—	1	1
	Other Minority (Out of Total)	—	—	—	—	—	—	—	—	—	—	—	—
3	Total	1	1	—	—	—	—	—	—	—	—	1	1
	PWD (Out of Total)	—	—	—	—	—	—	—	—	—	—	—	—
	Muslim Minority(Out of Total)	1	1	—	—	—	—	—	—	—	—	1	1
	Other Minority (Out of Total)	—	—	—	—	—	—	—	—	—	—	—	—
4	Total	1	1	—	—	—	—	—	—	—	—	1	1
	PWD (Out of Total)	—	—	—	—	—	—	—	—	—	—	—	—
	Muslim Minority(Out of Total)	1	1	—	—	—	—	—	—	—	—	1	1
	Other Minority (Out of Total)	—	—	—	—	—	—	—	—	—	—	—	—
Year	Bachelor of Arts Tabla Indian Classic												
1	Total	3	1	—	—	—	—	—	—	—	—	3	1
	PWD (Out of Total)	—	—	—	—	—	—	—	—	—	—	—	—
	Muslim Minority(Out of Total)	3	1	—	—	—	—	—	—	—	—	3	1
	Other Minority (Out of Total)	—	—	—	—	—	—	—	—	—	—	—	—
2	Total	2	—	—	—	—	—	—	—	—	—	2	—
	PWD (Out of Total)	—	—	—	—	—	—	—	—	—	—	—	—
	Muslim Minority(Out of Total)	2	—	—	—	—	—	—	—	—	—	2	—
	Other Minority (Out of Total)	—	—	—	—	—	—	—	—	—	—	—	—
3	Total	2	—	—	—	—	—	—	—	—	—	2	—
	PWD (Out of Total)	—	—	—	—	—	—	—	—	—	—	—	—
	Muslim Minority(Out of Total)	2	—	—	—	—	—	—	—	—	—	2	—
	Other Minority (Out of Total)	—	—	—	—	—	—	—	—	—	—	—	—
4	Total	3	1	—	—	—	—	—	—	—	—	3	1
	PWD (Out of Total)	—	—	—	—	—	—	—	—	—	—	—	—
	Muslim Minority(Out of Total)	3	1	—	—	—	—	—	—	—	—	3	1
	Other Minority (Out of Total)	—	—	—	—	—	—	—	—	—	—	—	—

Year	Category	Number of Total Students Enrolled											
		General		SC		ST		OBC		EWS		Total	
		M	F	M	F	M	F	M	F	M	F	M	F
Year	Bachelor of Arts Vocal Indian Classic												
1	Total	3	1	—	—	—	—	1	—	—	—	4	1
	PWD (Out of Total)	—	—	—	—	—	—	—	—	—	—	—	—
	Muslim Minority(Out of Total)	3	1	—	—	—	—	1	—	—	—	4	1
	Other Minority (Out of Total)	—	—	—	—	—	—	—	—	—	—	—	—
2	Total	1	2	—	—	—	—	—	—	—	—	1	2
	PWD (Out of Total)	1	—	—	—	—	—	—	—	—	—	1	—
	Muslim Minority(Out of Total)	1	2	—	—	—	—	—	—	—	—	1	2
	Other Minority (Out of Total)	—	—	—	—	—	—	—	—	—	—	—	—
3	Total	1	2	—	—	—	—	—	—	—	—	1	2
	PWD (Out of Total)	—	—	—	—	—	—	—	—	—	—	—	—
	Muslim Minority(Out of Total)	1	2	—	—	—	—	—	—	—	—	1	2
	Other Minority (Out of Total)	—	—	—	—	—	—	—	—	—	—	—	—
4	Total	8	—	—	—	—	—	—	—	—	—	8	—
	PWD (Out of Total)	—	—	—	—	—	—	—	—	—	—	—	—
	Muslim Minority(Out of Total)	8	—	—	—	—	—	—	—	—	—	8	—
	Other Minority (Out of Total)	—	—	—	—	—	—	—	—	—	—	—	—
Year	Bachelor of Arts Indian Classic Santoor												
1	Total	—	—	—	—	—	—	—	—	—	—	—	—
	PWD (Out of Total)	—	—	—	—	—	—	—	—	—	—	—	—
	Muslim Minority(Out of Total)	—	—	—	—	—	—	—	—	—	—	—	—
	Other Minority (Out of Total)	—	—	—	—	—	—	—	—	—	—	—	—
2	Total	—	—	—	—	—	—	—	—	—	—	—	—
	PWD (Out of Total)	—	—	—	—	—	—	—	—	—	—	—	—
	Muslim Minority(Out of Total)	—	—	—	—	—	—	—	—	—	—	—	—
3	Total	—	—	—	—	—	—	—	—	—	—	—	—
	PWD (Out of Total)	—	—	—	—	—	—	—	—	—	—	—	—
	Muslim Minority(Out of Total)	—	—	—	—	—	—	—	—	—	—	—	—
	Other Minority (Out of Total)	—	—	—	—	—	—	—	—	—	—	—	—
4	Total	2	—	—	—	—	—	—	—	—	—	2	—
	PWD (Out of Total)	—	—	—	—	—	—	—	—	—	—	—	—
	Muslim Minority(Out of Total)	2	—	—	—	—	—	—	—	—	—	2	—
	Other Minority (Out of Total)	—	—	—	—	—	—	—	—	—	—	—	—
Year	Bachelor of Arts Sufiyana Santoor												
1	Total	1	—	—	—	—	—	—	—	—	—	1	—
	PWD (Out of Total)	—	—	—	—	—	—	—	—	—	—	—	—
	Muslim Minority(Out of Total)	1	—	—	—	—	—	—	—	—	—	1	—
	Other Minority (Out of Total)	—	—	—	—	—	—	—	—	—	—	—	—
2	Total	—	—	—	—	—	—	—	—	—	—	—	—
	PWD (Out of Total)	—	—	—	—	—	—	—	—	—	—	—	—
	Muslim Minority(Out of Total)	—	—	—	—	—	—	—	—	—	—	—	—
	Other Minority (Out of Total)	—	—	—	—	—	—	—	—	—	—	—	—
3	Total	—	—	—	—	—	—	—	—	—	—	—	—
	PWD (Out of Total)	—	—	—	—	—	—	—	—	—	—	—	—
	Muslim Minority(Out of Total)	—	—	—	—	—	—	—	—	—	—	—	—
	Other Minority (Out of Total)	—	—	—	—	—	—	—	—	—	—	—	—

Year	Category	Number of Total Students Enrolled											
		General		SC		ST		OBC		EWS		Total	
		M	F	M	F	M	F	M	F	M	F	M	F
4	Total	–	–	–	–	–	–	–	–	–	–	–	–
	PWD (Out of Total)	–	–	–	–	–	–	–	–	–	–	–	–
	Muslim Minority(Out of Total)	–	–	–	–	–	–	–	–	–	–	–	–
	Other Minority (Out of Total)	–	–	–	–	–	–	–	–	–	–	–	–
Bachelor of Arts													
Sculpture													
1	Total	1	–	–	–	–	–	–	1	–	–	1	1
	PWD (Out of Total)	–	–	–	–	–	–	–	–	–	–	–	–
	Muslim Minority(Out of Total)	1	–	–	–	–	–	–	1	–	–	1	1
	Other Minority (Out of Total)	–	–	–	–	–	–	–	–	–	–	–	–
2	Total	–	–	–	–	–	–	–	–	–	–	–	–
	PWD (Out of Total)	–	–	–	–	–	–	–	–	–	–	–	–
	Muslim Minority(Out of Total)	–	–	–	–	–	–	–	–	–	–	–	–
3	Total	2	–	–	–	–	–	–	–	–	–	2	–
	PWD (Out of Total)	–	–	–	–	–	–	–	–	–	–	–	–
	Muslim Minority(Out of Total)	2	–	–	–	–	–	–	–	–	–	2	–
	Other Minority (Out of Total)	–	–	–	–	–	–	–	–	–	–	–	–
4	Total	1	2	–	–	–	–	–	–	–	–	1	2
	PWD (Out of Total)	–	–	–	–	–	–	–	–	–	–	–	–
	Muslim Minority(Out of Total)	1	2	–	–	–	–	–	–	–	–	1	2
	Other Minority (Out of Total)	–	–	–	–	–	–	–	–	–	–	–	–
Bachelor of Visual Arts													
Applied Art													
1	Total	1	4	–	–	–	–	–	–	–	–	1	4
	PWD (Out of Total)	–	–	–	–	–	–	–	–	–	–	–	–
	Muslim Minority(Out of Total)	1	4	–	–	–	–	–	–	–	–	1	4
	Other Minority (Out of Total)	–	–	–	–	–	–	–	–	–	–	–	–
2	Total	2	6	–	–	–	1	–	1	–	–	2	8
	PWD (Out of Total)	–	–	–	–	–	–	–	–	–	–	–	–
	Muslim Minority(Out of Total)	2	6	–	–	–	1	–	1	–	–	2	8
	Other Minority (Out of Total)	–	–	–	–	–	–	–	–	–	–	–	–
3	Total	2	8	–	–	–	–	–	–	–	–	2	8
	PWD (Out of Total)	–	–	–	–	–	–	–	–	–	–	–	–
	Muslim Minority(Out of Total)	2	7	–	–	–	–	–	–	–	–	2	7
	Other Minority (Out of Total)	–	1	–	–	–	–	–	–	–	–	–	1
4	Total	7	7	–	–	–	–	–	–	–	–	7	7
	PWD (Out of Total)	–	–	–	–	–	–	–	–	–	–	–	–
	Muslim Minority(Out of Total)	7	7	–	–	–	–	–	–	–	–	7	7
	Other Minority (Out of Total)	–	–	–	–	–	–	–	–	–	–	–	–
Bachelor of Visual Arts													
Painting													
1	Total	2	6	–	–	–	–	–	–	–	–	2	6
	PWD (Out of Total)	–	–	–	–	–	–	–	–	–	–	–	–
	Muslim Minority(Out of Total)	2	6	–	–	–	–	–	–	–	–	2	6
	Other Minority (Out of Total)	–	–	–	–	–	–	–	–	–	–	–	–
2	Total	3	4	–	–	–	–	1	2	–	–	4	6
	PWD (Out of Total)	–	2	–	–	–	–	–	–	–	–	–	2
	Muslim Minority(Out of Total)	3	4	–	–	–	–	1	2	–	–	4	6
	Other Minority (Out of Total)	–	–	–	–	–	–	–	–	–	–	–	–

Year	Category	Number of Total Students Enrolled											
		General		SC		ST		OBC		EWS		Total	
		M	F	M	F	M	F	M	F	M	F	M	F
3	Total	4	5	–	–	–	–	–	–	–	–	4	5
	PWD (Out of Total)	–	–	–	–	–	–	–	–	–	–	–	–
	Muslim Minority(Out of Total)	4	5	–	–	–	–	–	–	–	–	4	5
4	Total	6	4	–	–	–	–	–	–	–	–	6	4
	PWD (Out of Total)	–	–	–	–	–	–	–	–	–	–	–	–
	Muslim Minority(Out of Total)	6	4	–	–	–	–	–	–	–	–	6	4
	Other Minority (Out of Total)	–	–	–	–	–	–	–	–	–	–	–	–
Total number of male students enrolled in the department												064	
Total number of female students enrolled in the department												061	
Total number of students enrolled in the department												125	

3. School of Biological Science :

5. School of Biological Science :													
Year	Category	Number of Total Students Enrolled											
		General		SC		ST		OBC		EWS		Total	
		M	F	M	F	M	F	M	F	M	F	M	F
	Department of Bio Chemistry:												
	M.Sc. Masters in Science												
1	Total	6	19	–	–	–	–	3	6	–	–	9	25
	PWD (Out of Total)	–	–	–	–	–	–	–	–	–	–	–	–
	Muslim Minority (Out of Total)	6	19	–	–	–	–	3	6	–	–	9	25
	Other Minority (Out of Total)	–	–	–	–	–	–	–	–	–	–	–	–
2	Total	12	16	–	–	–	–	4	2	–	–	16	18
	PWD (Out of Total)	–	1	–	–	–	–	–	–	–	–	–	1
	Muslim Minority (Out of Total)	12	16	–	–	–	–	4	2	–	–	16	18
	Other Minority (Out of Total)	–	–	–	–	–	–	–	–	–	–	–	–
	Ph.D. Doctor Of Philosophy												
	Total	–	–	–	–	–	–	–	–	–	–	–	–
	PWD (Out of Total)	–	–	–	–	–	–	–	–	–	–	–	–
	Muslim Minority (Out of Total)	–	–	–	–	–	–	–	–	–	–	–	–
Total number of male students enrolled in the department												025	
Total number of female students enrolled in the department												043	
Total number of students enrolled in the department												068	
	Department of Bio-Resources:												
	M.Sc. Master Of Science												
1	Total	2	19	–	–	–	–	1	4	–	–	3	23
	PWD (Out of Total)	–	–	–	–	–	–	–	–	–	–	–	–
	Muslim Minority (Out of Total)	2	19	–	–	–	–	1	4	–	–	3	23
	Other Minority (Out of Total)	–	–	–	–	–	–	–	–	–	–	–	–
2	Total	2	20	–	–	–	–	–	5	–	–	2	25
	PWD (Out of Total)	–	–	–	–	–	–	–	–	–	–	–	–
	Muslim Minority (Out of Total)	2	20	–	–	–	–	–	5	–	–	2	25
	Ph.D. Doctor Of Philosophy												
	Total	1	2	–	–	–	–	–	–	–	–	1	2
	PWD (Out of Total)	–	–	–	–	–	–	–	–	–	–	–	–
	Muslim Minority (Out of Total)	1	2	–	–	–	–	–	–	–	–	1	2
	Other Minority (Out of Total)	–	–	–	–	–	–	–	–	–	–	–	–
Total number of male students enrolled in the department												006	
Total number of female students enrolled in the department												050	
Total number of students enrolled in the department												056	

Year	Category	Number of Total Students Enrolled											
		General		SC		ST		OBC		EWS		Total	
		M	F	M	F	M	F	M	F	M	F	M	F
	Department of Bio- Technology:												
Year	M.Sc. Master Of Science												
1	Total	3	15	—	—	—	—	1	—	1	—	5	15
	PWD (Out of Total)	—	—	—	—	—	—	—	—	—	—	—	—
	Muslim Minority (Out of Total)	3	15	—	—	—	—	1	—	1	—	5	15
	Other Minority (Out of Total)	—	—	—	—	—	—	—	—	—	—	—	—
2	Total	2	4	—	—	—	—	—	—	—	—	2	4
	PWD (Out of Total)	—	—	—	—	—	—	—	—	—	—	—	—
	Muslim Minority (Out of Total)	2	4	—	—	—	—	—	—	—	—	2	4
	Other Minority (Out of Total)	—	—	—	—	—	—	—	—	—	—	—	—
Year	Ph.D. Doctor of Philosophy												
2	Total	—	2	—	—	—	—	—	—	—	—	—	2
	PWD (Out of Total)	—	—	—	—	—	—	—	—	—	—	—	—
	Muslim Minority (Out of Total)	—	2	—	—	—	—	—	—	—	—	—	2
	Other Minority (Out of Total)	—	—	—	—	—	—	—	—	—	—	—	—
Total number of male students enrolled in the department													007
Total number of female students enrolled in the department													021
Total number of students enrolled in the department													028
	Department of Botany:												
Year	M.Sc. Master Of Science												
1	Total	11	33	—	—	—	4	2	7	—	—	13	44
	PWD (Out of Total)	—	—	—	—	—	—	—	—	—	—	—	—
	Muslim Minority (Out of Total)	11	33	—	—	—	4	2	7	—	—	13	44
	Other Minority (Out of Total)	—	—	—	—	—	—	—	—	—	—	—	—
2	Total	12	34	—	—	1	—	6	7	2	—	21	41
	PWD (Out of Total)	1	—	—	—	—	—	—	—	—	—	1	—
	Muslim Minority (Out of Total)	12	34	—	—	1	—	6	7	2	—	21	41
	Other Minority (Out of Total)	—	—	—	—	—	—	—	—	—	—	—	—
Year	Ph.D. Doctor Of Philosophy												
	Total	5	1	—	—	—	—	—	—	—	—	5	1
	PWD (Out of Total)	—	—	—	—	—	—	—	—	—	—	—	—
	Muslim Minority (Out of Total)	5	1	—	—	—	—	—	—	—	—	5	1
	Other Minority (Out of Total)	—	—	—	—	—	—	—	—	—	—	—	—
Total number of male students enrolled in the department													039
Total number of female students enrolled in the department													086
Total number of students enrolled in the department													125
	Department of Clinical Biochemistry:												
Year	Ph.D. Doctor Of Philosophy												
1	Total	1	2	—	—	—	—	—	—	—	—	1	2
	PWD (Out of Total)	—	—	—	—	—	—	—	—	—	—	—	—
	Muslim Minority (Out of Total)	1	2	—	—	—	—	—	—	—	—	1	2
	Other Minority (Out of Total)	—	—	—	—	—	—	—	—	—	—	—	—
Year	M.Sc. Master of Science												
1	Total	7	23	—	—	1	—	4	2	—	—	12	25
	PWD (Out of Total)	—	—	—	—	—	—	—	—	—	—	—	—
	Muslim Minority (Out of Total)	7	23	—	—	1	—	4	2	—	—	12	25
	Other Minority (Out of Total)	—	—	—	—	—	—	—	—	—	—	—	—

Year	Category	Number of Total Students Enrolled											
		General		SC		ST		OBC		EWS		Total	
		M	F	M	F	M	F	M	F	M	F	M	F
2	Total	11	16	–	–	–	–	1	6	1	–	13	22
	PWD (Out of Total)	–	–	–	–	–	–	–	–	–	–	–	–
	Muslim Minority (Out of Total)	11	16	–	–	–	–	1	6	1	–	13	22
	Other Minority (Out of Total)	–	–	–	–	–	–	–	–	–	–	–	–
Total number of male students enrolled in the department													026
Total number of female students enrolled in the department													049
Total number of students enrolled in the department													075
Year	Centre of Research for Development:												
	M.Sc. Master of Science												
1	Total	1	9	–	–	–	1	2	1	–	–	3	11
	PWD (Out of Total)	–	–	–	–	–	–	–	–	–	–	–	–
	Muslim Minority (Out of Total)	1	9	–	–	–	1	2	1	–	–	3	11
	Other Minority (Out of Total)	–	–	–	–	–	–	–	–	–	–	–	–
2	Total	3	8	–	–	–	–	2	2	–	–	5	10
	PWD (Out of Total)	–	–	–	–	–	–	–	–	–	–	–	–
	Muslim Minority (Out of Total)	3	8	–	–	–	–	2	2	–	–	5	10
	Other Minority (Out of Total)	–	–	–	–	–	–	–	–	–	–	–	–
	Ph.D. Doctor Of Philosophy												
	Total	–	–	–	–	–	–	–	–	–	–	–	–
	PWD (Out of Total)	–	–	–	–	–	–	–	–	–	–	–	–
	Muslim Minority (Out of Total)	–	–	–	–	–	–	–	–	–	–	–	–
	Other Minority (Out of Total)	–	–	–	–	–	–	–	–	–	–	–	–
Total number of male students enrolled in the department													008
Total number of female students enrolled in the department													021
Total number of students enrolled in the department													029
	Department of Nano Technology:												
Year	M.Sc. Master of Science												
1	Total	7	7	–	–	–	–	–	1	–	–	7	8
	PWD (Out of Total)	–	–	–	–	–	–	–	–	–	–	–	–
	Muslim Minority (Out of Total)	7	7	–	–	–	–	–	1	–	–	7	8
	Other Minority (Out of Total)	–	–	–	–	–	–	–	–	–	–	–	–
2	Total	–	10	–	–	–	–	–	2	–	–	–	12
	PWD (Out of Total)	–	–	–	–	–	–	–	–	–	–	–	–
	Muslim Minority (Out of Total)	–	10	–	–	–	–	–	2	–	–	–	12
	Other Minority (Out of Total)	–	–	–	–	–	–	–	–	–	–	–	–
Year	Ph.D. Doctor Of Philosophy												
1	Total	4	5	–	–	–	–	–	–	–	–	4	5
	PWD (Out of Total)	–	–	–	–	–	–	–	–	–	–	–	–
	Muslim Minority (Out of Total)	4	5	–	–	–	–	–	–	–	–	4	5
	Other Minority (Out of Total)	–	–	–	–	–	–	–	–	–	–	–	–
Total number of male students enrolled in the department													011
Total number of female students enrolled in the department													025
Total number of students enrolled in the department													036
	Department of Zoology:												
Year	M.Sc. Master of Science												
1	Total	11	40	–	–	–	1	2	7	–	–	13	48
	PWD (Out of Total)	–	–	–	–	–	–	–	–	–	–	–	–
	Muslim Minority (Out of Total)	11	39	–	–	–	1	2	7	–	–	13	47
	Other Minority (Out of Total)	–	1	–	–	–	–	–	–	–	–	–	1

Year	Category	Number of Total Students Enrolled											
		General		SC		ST		OBC		EWS		Total	
		M	F	M	F	M	F	M	F	M	F	M	F
2	Total	11	34	–	–	–	1	8	7	1	–	20	42
	PWD (Out of Total)	–	2	–	–	–	–	–	–	–	–	–	2
	Muslim Minority (Out of Total)	11	34	–	–	–	1	8	7	1	–	20	42
	Other Minority (Out of Total)	–	–	–	–	–	–	–	–	–	–	–	–
Year	Ph.D. Doctor Of Philosophy												
	Total	2	1	–	–	–	–	–	–	–	–	2	1
	PWD (Out of Total)	–	–	–	–	–	–	–	–	–	–	–	–
	Muslim Minority (Out of Total)	2	1	–	–	–	–	–	–	–	–	2	1
	Other Minority (Out of Total)	–	–	–	–	–	–	–	–	–	–	–	–
Total number of male students enrolled in the department												035	
Total number of female students enrolled in the department												091	
Total number of students enrolled in the department												126	

4. School of Business Studies :

4. School of Business Studies :													
Year	Category	Number of Total Students Enrolled											
		General		SC		ST		OBC		EWS		Total	
		M	F	M	F	M	F	M	F	M	F	M	F
	Department of Commerce:												
	M.Sc. Master of Commerce												
1	Total	37	43	—	—	1	—	4	3	—	—	42	46
	PWD (Out of Total)	—	—	—	—	—	—	—	—	—	—	—	—
	Muslim Minority (Out of Total)	37	43	—	—	1	—	4	3	—	—	42	46
	Other Minority (Out of Total)	—	—	—	—	—	—	—	—	—	—	—	—
2	Total	37	26	—	—	1	1	4	2	—	—	42	29
	PWD (Out of Total)	—	—	—	—	—	—	—	—	—	—	—	—
	Muslim Minority (Out of Total)	37	26	—	—	1	1	4	2	—	—	42	29
	Other Minority (Out of Total)	—	—	—	—	—	—	—	—	—	—	—	—
Year	Ph.D. Doctor of Philosophy												
	Total	3	10	—	—	—	—	—	—	—	—	3	10
	PWD (Out of Total)	—	—	—	—	—	—	—	—	—	—	—	—
	Muslim Minority (Out of Total)	3	10	—	—	—	—	—	—	—	—	3	10
	Other Minority (Out of Total)	—	—	—	—	—	—	—	—	—	—	—	—
Total number of male students enrolled in the department												087	
Total number of female students enrolled in the department												085	
Total number of students enrolled in the department												172	
	Department of Economics:												
Year	M.Sc. Master of Economics												
1	Total	19	42	—	—	1	3	11	8	—	—	31	53
	PWD (Out of Total)	—	—	—	—	—	—	—	—	—	—	—	—
	Muslim Minority (Out of Total)	19	42	—	—	1	3	11	8	—	—	31	53
	Other Minority (Out of Total)	—	—	—	—	—	—	—	—	—	—	—	—
2	Total	28	45	—	—	—	2	8	5	—	1	36	53
	PWD (Out of Total)	—	—	—	—	—	—	—	—	—	—	—	—
	Muslim Minority (Out of Total)	28	45	—	—	—	2	8	5	—	1	36	53
	Other Minority (Out of Total)	—	—	—	—	—	—	—	—	—	—	—	—
Year	Ph.D. Doctor of Philosophy												
	Total	1	—	—	—	—	—	—	—	—	—	1	—
	PWD (Out of Total)	—	—	—	—	—	—	—	—	—	—	—	—
	Muslim Minority (Out of Total)	1	—	—	—	—	—	—	—	—	—	1	—
	Other Minority (Out of Total)	—	—	—	—	—	—	—	—	—	—	—	—

Year	Category	Number of Total Students Enrolled											
		General		SC		ST		OBC		EWS		Total	
		M	F	M	F	M	F	M	F	M	F	M	F
Total number of male students enrolled in the department													068
Total number of female students enrolled in the department													106
Total number of students enrolled in the department													174
	Department of Management Studies:												
Year	MBA – Master of Business Administration												
1	Total	27	26	–	–	1	1	4	3	–	–	32	30
	PWD (Out of Total)	–	–	–	–	–	–	–	–	–	–	–	–
	Muslim Minority (Out of Total)	27	26	–	–	1	1	4	3	–	–	32	30
	Other Minority (Out of Total)	–	–	–	–	–	–	–	–	–	–	–	–
2	Total	39	22	–	–	–	–	3	4	–	–	42	26
	PWD (Out of Total)	–	–	–	–	–	–	–	–	–	–	–	–
	Muslim Minority (Out of Total)	39	22	–	–	–	–	3	4	–	–	42	26
	Other Minority (Out of Total)	–	–	–	–	–	–	–	–	–	–	–	–
Year	Master of Integrated Business Administration IMBA												
1	Total	–	–	–	–	–	–	–	–	–	–	–	–
	PWD (Out of Total)	–	–	–	–	–	–	–	–	–	–	–	–
	Muslim Minority (Out of Total)	–	–	–	–	–	–	–	–	–	–	–	–
2	Total	37	15	–	–	–	–	6	1	–	–	43	16
	PWD (Out of Total)	–	–	–	–	–	–	–	–	–	–	–	–
	Muslim Minority (Out of Total)	37	15	–	–	–	–	6	1	–	–	43	16
	Other Minority (Out of Total)	–	–	–	–	–	–	–	–	–	–	–	–
3	Total	33	21	–	–	–	–	4	2	–	–	37	23
	PWD (Out of Total)	–	–	–	–	–	–	–	–	–	–	–	–
	Muslim Minority (Out of Total)	33	21	–	–	–	–	4	2	–	–	37	23
	Other Minority (Out of Total)	–	–	–	–	–	–	–	–	–	–	–	–
4	Total	35	18	–	–	1	–	5	1	–	–	41	19
	PWD (Out of Total)	1	–	–	–	–	–	–	–	–	–	1	–
	Muslim Minority (Out of Total)	35	18	–	–	1	–	5	1	–	–	41	19
	Other Minority (Out of Total)	–	–	–	–	–	–	–	–	–	–	–	–
5	Total	28	22	–	–	1	–	6	2	–	–	35	24
	PWD (Out of Total)	1	–	–	–	–	–	–	–	–	–	1	–
	Muslim Minority (Out of Total)	28	22	–	–	1	–	6	2	–	–	35	24
	Other Minority (Out of Total)	–	–	–	–	–	–	–	–	–	–	–	–
Year	Ph. D Doctor of Philosophy												
	Total	1	1	–	–	–	–	–	–	–	–	1	1
	PWD (Out of Total)	–	–	–	–	–	–	–	–	–	–	–	–
	Muslim Minority (Out of Total)	1	1	–	–	–	–	–	–	–	–	1	1
	Other Minority (Out of Total)	–	–	–	–	–	–	–	–	–	–	–	–
	Master of Financial Management												
Year	MBA-FM												
1	Total	15	14	–	–	1	–	4	3	–	–	20	17
	PWD (Out of Total)	–	–	–	–	–	–	–	–	–	–	–	–
	Muslim Minority (Out of Total)	15	14	–	–	1	–	4	3	–	–	20	17
	Other Minority (Out of Total)	–	–	–	–	–	–	–	–	–	–	–	–
2	Total	17	7	–	–	1	–	4	–	1	–	23	7
	PWD (Out of Total)	–	–	–	–	–	–	–	–	–	–	–	–
	Muslim Minority (Out of Total)	17	7	–	–	1	–	4	–	1	–	23	7
	Other Minority (Out of Total)	–	–	–	–	–	–	–	–	–	–	–	–

Year	Category	Number of Total Students Enrolled											
		General		SC		ST		OBC		EWS		Total	
		M	F	M	F	M	F	M	F	M	F	M	F
Total number of male students enrolled in the department													274
Total number of female students enrolled in the department													163
Total number of students enrolled in the department													437
Year	Department of Tourism & Hospitality Management												
1	Master of Tourism & Hospitality Management												
	Total	12	15	–	–	–	–	2	1	–	–	14	16
	PWD (Out of Total)	–	–	–	–	–	–	–	–	–	–	–	–
	Muslim Minority (Out of Total)	12	15	–	–	–	–	2	1	–	–	14	16
	Other Minority (Out of Total)	–	–	–	–	–	–	–	–	–	–	–	–
2	Total	13	14	–	–	–	–	1	2	–	–	14	16
	PWD (Out of Total)	–	–	–	–	–	–	–	–	–	–	–	–
	Muslim Minority (Out of Total)	13	13	–	–	–	–	1	2	–	–	14	15
	Other Minority (Out of Total)	–	1	–	–	–	–	–	–	–	–	–	1
	Ph. D Doctor of Philosophy												
	Total	–	–	–	–	–	–	–	–	–	–	–	–
	PWD (Out of Total)	–	–	–	–	–	–	–	–	–	–	–	–
	Muslim Minority (Out of Total)	–	–	–	–	–	–	–	–	–	–	–	–
	Other Minority (Out of Total)	–	–	–	–	–	–	–	–	–	–	–	–
Total number of male students enrolled in the department													028
Total number of female students enrolled in the department													032
Total number of students enrolled in the department													060

5. School of Earth & Environmental Science :

3. School of Earth & Environmental Science :													
Year	Category	Number of Total Students Enrolled											
		General		SC		ST		OBC		EWS		Total	
		M	F	M	F	M	F	M	F	M	F	M	F
	Department of Earth Science:												
Year	Applied Geology M.Sc. Masters Of Science												
1	Total	9	10	–	–	–	–	2	1	–	–	11	11
	PWD (Out of Total)	–	–	–	–	–	–	–	–	–	–	–	–
	Muslim Minority (Out of Total)	9	10	–	–	–	–	2	1	–	–	11	11
	Other Minority (Out of Total)	–	–	–	–	–	–	–	–	–	–	–	–
2	Total	15	7	–	–	–	–	4	2	–	–	19	9
	PWD (Out of Total)	1	–	–	–	–	–	–	–	–	–	1	–
	Muslim Minority (Out of Total)	15	7	–	–	–	–	4	2	–	–	19	9
	Other Minority (Out of Total)	–	–	–	–	–	–	–	–	–	–	–	–
Year	Ph.D. Doctor Of Philosophy												
	Total	2	–	–	–	–	–	–	–	–	–	2	–
	PWD (Out of Total)	–	–	–	–	–	–	–	–	–	–	–	–
	Muslim Minority (Out of Total)	2	–	–	–	–	–	–	–	–	–	2	–
	Other Minority (Out of Total)	–	–	–	–	–	–	–	–	–	–	–	–
Total number of male students enrolled in the department												032	
Total number of female students enrolled in the department												020	
Total number of students enrolled in the department												052	
	Department of Geo informatics:												
Year	M.Sc. Masters Of Science												
1	Total	6	7	–	–	–	–	1	–	–	–	7	7
	PWD (Out of Total)	–	–	–	–	–	–	–	–	–	–	–	–
	Muslim Minority (Out of Total)	6	7	–	–	–	–	1	–	–	–	7	7
	Other Minority (Out of Total)	–	–	–	–	–	–	–	–	–	–	–	–

Year	Category	Number of Total Students Enrolled											
		General		SC		ST		OBC		EWS		Total	
		M	F	M	F	M	F	M	F	M	F	M	F
2	Total	4	9	–	–	–	–	1	1	–	–	5	10
	PWD (Out of Total)	–	–	–	–	–	–	–	–	–	–	–	–
	Muslim Minority (Out of Total)	4	9	–	–	–	–	1	1	–	–	5	10
	Other Minority (Out of Total)	–	–	–	–	–	–	–	–	–	–	–	–
Year	Ph.D. Doctor Of Philosophy												
	Total	2	–	–	–	–	–	–	–	–	–	2	–
	PWD (Out of Total)	–	–	–	–	–	–	–	–	–	–	–	–
	Muslim Minority (Out of Total)	2	–	–	–	–	–	–	–	–	–	2	–
	Other Minority (Out of Total)	–	–	–	–	–	–	–	–	–	–	–	–
Total number of male students enrolled in the department													014
Total number of female students enrolled in the department													017
Total number of students enrolled in the department													031
	Department of Environmental Science:												
Year	Ph.D. Doctor Of Philosophy												
	Total	–	–	–	–	–	–	–	–	–	–	–	–
	PWD (Out of Total)	–	–	–	–	–	–	–	–	–	–	–	–
	Muslim Minority (Out of Total)	–	–	–	–	–	–	–	–	–	–	–	–
Year	M.Sc. Master Of Science												
1	Total	8	14	–	–	–	1	6	2	–	1	14	18
	PWD (Out of Total)	–	–	–	–	–	–	–	–	–	–	–	–
	Muslim Minority (Out of Total)	8	14	–	–	–	1	6	2	–	1	14	18
	Other Minority (Out of Total)	–	–	–	–	–	–	–	–	–	–	–	–
2	Total	4	16	–	–	–	–	1	8	–	–	5	24
	PWD (Out of Total)	–	–	–	–	–	–	–	–	–	–	–	–
	Muslim Minority (Out of Total)	4	16	–	–	–	–	1	8	–	–	5	24
	Other Minority (Out of Total)	–	–	–	–	–	–	–	–	–	–	–	–
Total number of male students enrolled in the department													019
Total number of female students enrolled in the department													042
Total number of students enrolled in the department													061
	Department of Geography & Regional Development:												
Year	Disaster Management M.Sc. Master of Science												
1	Total	10	18	–	–	–	2	4	3	–	1	14	24
	PWD (Out of Total)	–	–	–	–	–	–	–	–	–	–	–	–
	Muslim Minority (Out of Total)	10	18	–	–	–	2	4	3	–	1	14	24
	Other Minority (Out of Total)	–	–	–	–	–	–	–	–	–	–	–	–
2	Total	15	17	–	–	1	–	6	3	–	1	22	21
	PWD (Out of Total)	–	–	–	–	–	–	–	–	–	–	–	–
	Muslim Minority (Out of Total)	15	17	–	–	1	–	6	3	–	1	22	21
	Other Minority (Out of Total)	–	–	–	–	–	–	–	–	–	–	–	–
	Geography & Regional Development												
Year	M.Sc. Master of Science												
1	Total	8	19	–	–	1	1	6	2	–	–	15	22
	PWD (Out of Total)	–	–	–	–	–	–	–	–	–	–	–	–
	Muslim Minority (Out of Total)	8	19	–	–	1	1	6	2	–	–	15	22
	Other Minority (Out of Total)	–	–	–	–	–	–	–	–	–	–	–	–
2	Total	19	13	–	–	–	–	7	3	–	–	26	16
	PWD (Out of Total)	–	–	–	–	–	–	–	–	–	–	–	–
	Muslim Minority (Out of Total)	19	13	–	–	–	–	7	3	–	–	26	16
	Other Minority (Out of Total)	–	–	–	–	–	–	–	–	–	–	–	–

Year	Category	Number of Total Students Enrolled											
		General		SC		ST		OBC		EWS		Total	
		M	F	M	F	M	F	M	F	M	F	M	F
Year	Ph.D. Doctor of Philosophy												
1	Total	5	1	—	—	—	—	—	—	—	—	5	1
	PWD (Out of Total)	—	—	—	—	—	—	—	—	—	—	—	—
	Muslim Minority (Out of Total)	5	1	—	—	—	—	—	—	—	—	5	1
	Other Minority (Out of Total)	—	—	—	—	—	—	—	—	—	—	—	—
Total number of male students enrolled in the department												082	
Total number of female students enrolled in the department												084	
Total number of students enrolled in the department												166	

6. School of Educational & Behavioural Science:

Year	Category	Number of Total Students Enrolled											
		General		SC		ST		OBC		EWS		Total	
		M	F	M	F	M	F	M	F	M	F	M	F
	Department of Education:												
Year	B.Ed. Bachelor Of Education												
1	Total	7	65	—	—	1	2	1	3	—	—	9	70
	PWD (Out of Total)	—	—	—	—	—	—	—	—	—	—	—	—
	Muslim Minority (Out of Total)	7	65	—	—	1	2	1	3	—	—	9	70
	Other Minority (Out of Total)	—	—	—	—	—	—	—	—	—	—	—	—
2	Total	6	52	—	—	—	2	2	6	—	—	8	60
	PWD (Out of Total)	1	—	—	—	—	—	—	—	—	—	1	—
	Muslim Minority (Out of Total)	6	52	—	—	—	2	2	6	—	—	8	60
	Other Minority (Out of Total)	—	—	—	—	—	—	—	—	—	—	—	—
Year	M.A. Master of Arts												
1	Total	13	58	—	—	—	—	2	9	—	—	15	67
	PWD (Out of Total)	—	—	—	—	—	—	—	—	—	—	—	—
	Muslim Minority (Out of Total)	13	58	—	—	—	—	2	9	—	—	15	67
	Other Minority (Out of Total)	—	—	—	—	—	—	—	—	—	—	—	—
2	Total	8	55	—	—	—	1	7	11	2	1	17	68
	PWD (Out of Total)	2	—	—	—	—	—	—	—	—	—	2	—
	Muslim Minority (Out of Total)	8	55	—	—	—	1	7	11	2	1	17	68
	Other Minority (Out of Total)	—	—	—	—	—	—	—	—	—	—	—	—
	Ph.D. Doctor Of Philosophy												
	Total	12	23	—	—	—	—	—	—	—	—	12	23
	PWD (Out of Total)	—	—	—	—	—	—	—	—	—	—	—	—
	Muslim Minority (Out of Total)	12	23	—	—	—	—	—	—	—	—	12	23
	Other Minority (Out of Total)	—	—	—	—	—	—	—	—	—	—	—	—
Year	M.Ed. Master of Education												
1	Total	5	38	—	—	—	1	1	2	—	—	6	41
	PWD (Out of Total)	—	—	—	—	—	—	—	—	—	—	—	—
	Muslim Minority (Out of Total)	5	38	—	—	—	1	1	2	—	—	6	41
	Other Minority (Out of Total)	—	—	—	—	—	—	—	—	—	—	—	—
2	Total	5	42	—	—	—	1	2	1	—	—	7	44
	PWD (Out of Total)	—	—	—	—	—	—	—	—	—	—	—	—
	Muslim Minority (Out of Total)	5	42	—	—	—	1	2	1	—	—	7	44
	Other Minority (Out of Total)	—	—	—	—	—	—	—	—	—	—	—	—

Year	Category	Number of Total Students Enrolled												
		General		SC		ST		OBC		EWS		Total		
		M	F	M	F	M	F	M	F	M	F	M	F	
Year	Integrated B.ed. / M.Ed.													
1	Total	—	—	—	—	—	—	—	—	—	—	—	—	
	PWD (Out of Total)	—	—	—	—	—	—	—	—	—	—	—	—	
	Muslim Minority (Out of Total)	—	—	—	—	—	—	—	—	—	—	—	—	
	Other Minority (Out of Total)	—	—	—	—	—	—	—	—	—	—	—	—	
Total number of male students enrolled in the department													074	
Total number of female students enrolled in the department													373	
Total number of students enrolled in the department													447	
	Directorate of Physical Education & Sports:													
Year	M.P.Ed. Master Of Physical Education													
1	Total	17	7	—	—	2	—	3	2	—	—	22	9	
	PWD(Out of Total)	—	—	—	—	—	—	—	—	—	—	—	—	
	Muslim Minority(Out of Total)	17	6	—	—	2	—	1	1	—	—	20	7	
	Other Minority(Out of Total)	—	1	—	—	—	—	2	1	—	—	2	2	
2	Total	15	3	—	—	1	—	2	1	—	—	18	4	
	PWD(Out of Total)	—	—	—	—	—	—	—	—	—	—	—	—	
	Muslim Minority(Out of Total)	15	3	—	—	1	—	2	1	—	—	18	4	
	Other Minority(Out of Total)	—	—	—	—	—	—	—	—	—	—	—	—	
	Ph.D. Doctor Of Philosophy													
	Total	—	—	—	—	—	—	—	—	—	—	—	—	
	PWD(Out of Total)	—	—	—	—	—	—	—	—	—	—	—	—	
	Muslim Minority(Out of Total)	—	—	—	—	—	—	—	—	—	—	—	—	
	Other Minority(Out of Total)	—	—	—	—	—	—	—	—	—	—	—	—	
Total number of male students enrolled in the department													040	
Total number of female students enrolled in the department													013	
Total number of students enrolled in the department													053	
	Department of Psychology: Ph.D. Doctor Of Philosophy													
	Total	4	—	—	—	—	—	—	—	—	—	4	—	
	PWD (Out of Total)	—	—	—	—	—	—	—	—	—	—	—	—	
	Muslim Minority (Out of Total)	4	—	—	—	—	—	—	—	—	—	4	—	
	Other Minority (Out of Total)	—	—	—	—	—	—	—	—	—	—	—	—	
Year	M.A. Master Of Arts													
1	Total	6	42	—	—	—	1	1	4	—	—	7	47	
	PWD (Out of Total)	—	—	—	—	—	—	—	—	—	—	—	—	
	Muslim Minority (Out of Total)	6	42	—	—	—	1	1	4	—	—	7	47	
	Other Minority (Out of Total)	—	—	—	—	—	—	—	—	—	—	—	—	
2	Total	2	44	—	—	—	1	4	3	—	—	6	48	
	PWD (Out of Total)	—	1	—	—	—	—	—	—	—	—	—	1	
	Muslim Minority (Out of Total)	2	44	—	—	—	1	4	3	—	—	6	48	
	Other Minority (Out of Total)	—	—	—	—	—	—	—	—	—	—	—	—	
Total number of male students enrolled in the department													017	
Total number of female students enrolled in the department													095	
Total number of students enrolled in the department													112	

7. School of Law :

Year	Category	Number of Total Students Enrolled											
		General		SC		ST		OBC		EWS		Total	
		M	F	M	F	M	F	M	F	M	F	M	F
	Department of Law:												
Year	LLM Master Of Laws												
1	Total	12	17	–	–	–	1	6	3	–	–	18	21
	PWD (Out of Total)	–	–	–	–	–	–	–	–	–	–	–	–
	Muslim Minority (Out of Total)	12	17	–	–	–	1	6	3	–	–	18	21
	Other Minority (Out of Total)	–	–	–	–	–	–	–	–	–	–	–	–
2	Total	11	22	–	–	–	2	2	4	1	–	14	28
	PWD (Out of Total)	–	1	–	–	–	–	–	–	–	–	–	1
	Muslim Minority (Out of Total)	11	22	–	–	–	2	2	4	1	–	14	28
	Other Minority (Out of Total)	–	–	–	–	–	–	–	–	–	–	–	–
Year	B.A. LLB (5 Years Bachelor Of Law or Laws)												
1	Total	22	26	–	1	5	–	6	7	1	3	34	37
	PWD (Out of Total)	–	–	–	–	–	–	–	–	–	–	–	–
	Muslim Minority (Out of Total)	22	26	–	1	5	–	6	7	1	3	34	37
	Other Minority (Out of Total)	–	–	–	–	–	–	–	–	–	–	–	–
2	Total	26	24	–	1	4	1	8	5	1	2	39	33
	PWD (Out of Total)	–	1	–	–	–	–	–	–	–	–	–	1
	Muslim Minority (Out of Total)	26	24	–	1	4	1	8	5	1	2	39	33
	Other Minority (Out of Total)	–	–	–	–	–	–	–	–	–	–	–	–
3	Total	18	27	–	–	3	2	7	6	1	1	29	36
	PWD (Out of Total)	–	–	–	–	–	–	–	–	–	–	–	–
	Muslim Minority (Out of Total)	18	27	–	–	3	2	7	6	1	1	29	36
	Other Minority (Out of Total)	–	–	–	–	–	–	–	–	–	–	–	–
4	Total	23	28	–	–	1	1	5	9	–	–	29	38
	PWD (Out of Total)	–	–	–	–	–	–	–	–	–	–	–	–
	Muslim Minority (Out of Total)	23	28	–	–	1	1	5	9	–	–	29	38
	Other Minority (Out of Total)	–	–	–	–	–	–	–	–	–	–	–	–
5	Total	32	25	–	–	1	–	7	5	–	–	40	30
	PWD (Out of Total)	–	–	–	–	–	–	–	–	–	–	–	–
	Muslim Minority (Out of Total)	32	25	–	–	1	–	7	5	–	–	40	30
	Other Minority (Out of Total)	–	–	–	–	–	–	–	–	–	–	–	–
Year	Ph.D. Doctor of Philosophy												
1	Total	2	6	–	–	–	–	–	–	–	–	2	6
	PWD (Out of Total)	–	–	–	–	–	–	–	–	–	–	–	–
	Muslim Minority (Out of Total)	2	6	–	–	–	–	–	–	–	–	2	6
	Other Minority (Out of Total)	–	–	–	–	–	–	–	–	–	–	–	–
Year	LLB 3 Year Supplementary Shift												
1	Total	14	8	–	–	–	–	–	–	–	–	14	8
	PWD (Out of Total)	–	–	–	–	–	–	–	–	–	–	–	–
	Muslim Minority (Out of Total)	14	8	–	–	–	–	–	–	–	–	14	8
	Other Minority (Out of Total)	–	–	–	–	–	–	–	–	–	–	–	–
2	Total	15	10	–	–	–	–	–	–	–	–	15	10
	PWD (Out of Total)	–	–	–	–	–	–	–	–	–	–	–	–
	Muslim Minority (Out of Total)	15	9	–	–	–	–	–	–	–	–	15	9
	Other Minority (Out of Total)	–	1	–	–	–	–	–	–	–	–	–	1

Year	Category	Number of Total Students Enrolled											
		General		SC		ST		OBC		EWS		Total	
		M	F	M	F	M	F	M	F	M	F	M	F
3	Total	14	7	–	–	–	–	–	–	–	–	14	7
	PWD (Out of Total)	–	–	–	–	–	–	–	–	–	–	–	–
	Muslim Minority (Out of Total)	14	7	–	–	–	–	–	–	–	–	14	7
	Other Minority (Out of Total)	–	–	–	–	–	–	–	–	–	–	–	–
Year	L.L.B. Bachelor Of Law or Laws												
1	Total	43	27	–	–	4	–	14	5	–	–	61	32
	PWD (Out of Total)	–	–	–	–	–	–	–	–	–	–	–	–
	Muslim Minority (Out of Total)	42	26	–	–	4	–	14	4	–	–	60	30
	Other Minority (Out of Total)	1	1	–	–	–	–	–	1	–	–	1	2
2	Total	24	26	–	–	3	1	7	8	–	–	34	35
	PWD (Out of Total)	1	–	–	–	–	–	–	–	–	–	1	–
	Muslim Minority (Out of Total)	24	26	–	–	3	1	7	8	–	–	34	35
	Other Minority (Out of Total)	–	–	–	–	–	–	–	–	–	–	–	–
3	Total	31	18	–	–	3	1	7	6	–	–	41	25
	PWD (Out of Total)	–	–	–	–	–	–	–	–	–	–	–	–
	Muslim Minority (Out of Total)	31	18	–	–	3	1	7	6	–	–	41	25
	Other Minority (Out of Total)	–	–	–	–	–	–	–	–	–	–	–	–
Total number of male students enrolled in the department												384	
Total number of female students enrolled in the department												346	
Total number of students enrolled in the department												730	

8. School of Physical & Mathematical Science

8. School of Physical & Mathematical Science													
Year	Category	Number of Total Students Enrolled											
		General		SC		ST		OBC		EWS		Total	
		M	F	M	F	M	F	M	F	M	F	M	F
	Department of Chemistry:												
Year	M.Sc. Master of Science												
1	Total	33	23	–	–	1	2	4	9	–	–	38	34
	PWD (Out of Total)	–	–	–	–	–	–	–	–	–	–	–	–
	Muslim Minority (Out of Total)	33	23	–	–	1	2	4	9	–	–	38	34
	Other Minority (Out of Total)	–	–	–	–	–	–	–	–	–	–	–	–
2	Total	36	30	–	–	1	1	4	11	–	–	41	42
	PWD (Out of Total)	1	–	–	–	–	–	–	–	–	–	1	–
	Muslim Minority (Out of Total)	35	30	–	–	1	1	4	11	–	–	40	42
	Other Minority (Out of Total)	1	–	–	–	–	–	–	–	–	–	1	–
	Ph.D. Doctor Of Philosophy												
	Total	1	4	–	–	–	–	–	–	–	–	1	4
	PWD (Out of Total)	–	–	–	–	–	–	–	–	–	–	–	–
	Muslim Minority (Out of Total)	1	4	–	–	–	–	–	–	–	–	1	4
	Other Minority (Out of Total)	–	–	–	–	–	–	–	–	–	–	–	–
Total number of male students enrolled in the department												080	
Total number of female students enrolled in the department												080	
Total number of students enrolled in the department												160	
	Department of Mathematics:												
Year	M.Sc. Master of Science												
1	Total	33	26	–	–	1	–	6	2	1	1	41	29
	PWD (Out of Total)	–	–	–	–	–	–	–	–	–	–	–	–
	Muslim Minority (Out of Total)	33	26	–	–	1	–	6	2	1	1	41	29
	Other Minority (Out of Total)	–	–	–	–	–	–	–	–	–	–	–	–

Year	Category	Number of Total Students Enrolled											
		General		SC		ST		OBC		EWS		Total	
		M	F	M	F	M	F	M	F	M	F	M	F
2	Total	34	17	—	—	—	1	17	3	—	—	51	21
	PWD (Out of Total)	—	—	—	—	—	—	—	—	—	—	—	—
	Muslim Minority (Out of Total)	34	17	—	—	—	1	17	3	—	—	51	21
	Other Minority (Out of Total)	—	—	—	—	—	—	—	—	—	—	—	—
Year	Ph.D. Doctor of Philosophy												
	Total	—	2	—	—	—	—	—	—	—	—	—	2
	PWD (Out of Total)	—	—	—	—	—	—	—	—	—	—	—	—
	Muslim Minority (Out of Total)	—	2	—	—	—	—	—	—	—	—	—	2
	Other Minority (Out of Total)	—	—	—	—	—	—	—	—	—	—	—	—
	Total number of male students enrolled in the department												092
	Total number of female students enrolled in the department												052
	Total number of students enrolled in the department												144
	Department of Physics:												
Year	M.Sc. Master of Science												
1	Total	27	7	—	—	—	2	6	4	2	—	35	13
	PWD (Out of Total)	—	—	—	—	—	—	—	—	—	—	—	—
	Muslim Minority (Out of Total)	27	7	—	—	—	2	6	4	2	—	35	13
	Other Minority (Out of Total)	—	—	—	—	—	—	—	—	—	—	—	—
2	Total	38	14	—	—	1	—	10	1	—	—	49	15
	PWD (Out of Total)	1	—	—	—	—	—	—	—	—	—	1	—
	Muslim Minority (Out of Total)	38	14	—	—	1	—	10	1	—	—	49	15
	Other Minority (Out of Total)	—	—	—	—	—	—	—	—	—	—	—	—
Year	Ph.D. Doctor Of Philosophy												
	Total	2	—	—	—	—	—	—	—	—	—	2	—
	PWD (Out of Total)	—	—	—	—	—	—	—	—	—	—	—	—
	Muslim Minority (Out of Total)	2	—	—	—	—	—	—	—	—	—	2	—
	Other Minority (Out of Total)	—	—	—	—	—	—	—	—	—	—	—	—
	Total number of male students enrolled in the department												086
	Total number of female students enrolled in the department												028
	Total number of students enrolled in the department												114
	Department of Statistics:												
Year	M.Sc. Master of Science												
1	Total	19	11	—	—	—	—	1	2	1	—	21	13
	PWD (Out of Total)	—	—	—	—	—	—	—	—	—	—	—	—
	Muslim Minority (Out of Total)	19	11	—	—	—	—	1	2	1	—	21	13
	Other Minority (Out of Total)	—	—	—	—	—	—	—	—	—	—	—	—
2	Total	17	31	—	—	—	—	4	3	—	—	21	34
	PWD (Out of Total)	—	—	—	—	—	—	—	—	—	—	—	—
	Muslim Minority (Out of Total)	17	31	—	—	—	—	4	3	—	—	21	34
	Other Minority (Out of Total)	—	—	—	—	—	—	—	—	—	—	—	—
Year	Ph.D. Doctor Of Philosophy												
	Total	—	2	—	—	—	—	—	—	—	—	—	2
	PWD (Out of Total)	—	—	—	—	—	—	—	—	—	—	—	—
	Muslim Minority (Out of Total)	—	2	—	—	—	—	—	—	—	—	—	2
	Other Minority (Out of Total)	—	—	—	—	—	—	—	—	—	—	—	—
	Total number of male students enrolled in the department												042
	Total number of female students enrolled in the department												049
	Total number of students enrolled in the department												091

9. School of Social Science :

Year	Category	Number of Total Students Enrolled											
		General		SC		ST		OBC		EWS		Total	
		M	F	M	F	M	F	M	F	M	F	M	F
	Centre of Central Asian Studies (CCAS):												
Year	M.A. Master Of Arts (Archaeology)												
1	Total	14	6	—	—	—	—	—	—	—	—	14	6
	PWD (Out of Total)	—	—	—	—	—	—	—	—	—	—	—	—
	Muslim Minority (Out of Total)	14	6	—	—	—	—	—	—	—	—	14	6
	Other Minority (Out of Total)	—	—	—	—	—	—	—	—	—	—	—	—
2	Total	—	—	—	—	—	—	—	—	—	—	—	—
	PWD (Out of Total)	—	—	—	—	—	—	—	—	—	—	—	—
	Muslim Minority (Out of Total)	—	—	—	—	—	—	—	—	—	—	—	—
	Other Minority (Out of Total)	—	—	—	—	—	—	—	—	—	—	—	—
Ph.D. Doctor Of Philosophy													
	Total	4	2	—	—	—	—	—	—	—	—	4	2
	PWD (Out of Total)	—	—	—	—	—	—	—	—	—	—	—	—
	Muslim Minority (Out of Total)	4	2	—	—	—	—	—	—	—	—	4	2
	Other Minority (Out of Total)	—	—	—	—	—	—	—	—	—	—	—	—
	Total number of male students enrolled in the department												018
	Total number of female students enrolled in the department												008
	Total number of students enrolled in the department												026
Department of History:													
Year	M.A. Master Of Arts												
1	Total	2	8	—	—	—	—	—	1	—	—	2	9
	PWD (Out of Total)	—	—	—	—	—	—	—	—	—	—	—	—
	Muslim Minority (Out of Total)	2	8	—	—	—	—	—	1	—	—	2	9
	Other Minority (Out of Total)	—	—	—	—	—	—	—	—	—	—	—	—
2	Total	23	45	—	—	1	1	7	3	-	-	31	49
	PWD (Out of Total)	1	—	—	—	—	—	—	—	—	—	1	—
	Muslim Minority (Out of Total)	23	45	—	—	1	1	7	3	—	—	31	49
	Other Minority (Out of Total)	—	—	—	—	—	—	—	—	—	—	—	—
Year	M.A. Master Of Arts (Supplementary Shift)												
1	Total	6	19	—	—	—	—	—	—	—	—	6	19
	PWD (Out of Total)	—	—	—	—	—	—	—	—	—	—	—	—
	Muslim Minority (Out of Total)	6	19	—	—	—	—	—	—	—	—	6	19
	Other Minority (Out of Total)	—	—	—	—	—	—	—	—	—	—	—	—
2	Total	17	27	—	—	—	—	4	2	—	—	21	29
	PWD (Out of Total)	—	—	—	—	—	—	—	—	—	—	—	—
	Muslim Minority (Out of Total)	17	27	—	—	—	—	4	2	—	—	21	29
	Other Minority (Out of Total)	—	—	—	—	—	—	—	—	—	—	—	—
Year	Ph.D. Doctor Of Philosophy												
	Total	17	—	—	—	—	—	—	—	—	—	17	—
	PWD (Out of Total)	—	—	—	—	—	—	—	—	—	—	—	—
	Muslim Minority (Out of Total)	17	—	—	—	—	—	—	—	—	—	17	—
	Other Minority (Out of Total)	—	—	—	—	—	—	—	—	—	—	—	—
	Total number of male students enrolled in the department												077
	Total number of female students enrolled in the department												106
	Total number of students enrolled in the department												183

Year	Category	Number of Total Students Enrolled											
		General		SC		ST		OBC		EWS		Total	
		M	F	M	F	M	F	M	F	M	F	M	F
Year	Institute Of Islamic Studies:												
	Ph.D. Doctor Of Philosophy												
	Total	—	—	—	—	—	—	—	—	—	—	—	—
	PWD (Out of Total)	—	—	—	—	—	—	—	—	—	—	—	—
	Muslim Minority (Out of Total)	—	—	—	—	—	—	—	—	—	—	—	—
	Other Minority (Out of Total)	—	—	—	—	—	—	—	—	—	—	—	—
Year	M.A. Master Of Arts												
1	Total	14	37	—	—	—	1	3	6	—	—	17	44
	PWD (Out of Total)	—	—	—	—	—	—	—	—	—	—	—	—
	Muslim Minority (Out of Total)	14	37	—	—	—	1	3	6	—	—	17	44
	Other Minority (Out of Total)	—	—	—	—	—	—	—	—	—	—	—	—
2	Total	10	39	—	—	—	1	3	5	—	—	13	45
	PWD (Out of Total)	2	—	—	—	—	—	—	—	—	—	2	—
	Muslim Minority (Out of Total)	10	39	—	—	—	1	3	5	—	—	13	45
	Other Minority (Out of Total)	—	—	—	—	—	—	—	—	—	—	—	—
	Total number of male students enrolled in the department												030
	Total number of female students enrolled in the department												089
	Total number of students enrolled in the department												119
Year	Institute of Kashmir Studies:												
	Ph.D. Doctor Of Philosophy												
	Total	2	—	—	—	—	—	—	—	—	—	2	—
	PWD (Out of Total)	—	—	—	—	—	—	—	—	—	—	—	—
	Muslim Minority (Out of Total)	2	—	—	—	—	—	—	—	—	—	2	—
	Other Minority (Out of Total)	—	—	—	—	—	—	—	—	—	—	—	—
Year	M.A. Master Of Arts (Anthropology)												
1	Total	16	11	—	—	1	—	4	2	—	—	21	13
	PWD (Out of Total)	—	—	—	—	—	—	—	—	—	—	—	—
	Muslim Minority (Out of Total)	16	11	—	—	1	—	4	2	—	—	21	13
	Other Minority (Out of Total)	—	—	—	—	—	—	—	—	—	—	—	—
2	Total	10	19	—	—	—	1	3	6	—	—	13	26
	PWD (Out of Total)	1	—	—	—	—	—	—	—	—	—	1	—
	Muslim Minority (Out of Total)	10	18	—	—	—	1	3	6	—	—	13	25
	Other Minority (Out of Total)	—	1	—	—	—	—	—	—	—	—	—	1
	Total number of male students enrolled in the department												036
	Total number of female students enrolled in the department												039
	Total number of students enrolled in the department												075
	Library and Information Science:												
Year	Ph.D. Doctor Of Philosophy												
	Total	5	3	—	—	—	—	—	—	—	—	5	3
	PWD (Out of Total)	—	—	—	—	—	—	—	—	—	—	—	—
	Muslim Minority (Out of Total)	5	3	—	—	—	—	—	—	—	—	5	3
	Other Minority (Out of Total)	—	—	—	—	—	—	—	—	—	—	—	—
Year	M.A. Master Of Arts												
1	Total	16	17	—	—	3	—	5	3	1	—	25	20
	PWD (Out of Total)	—	—	—	—	—	—	—	—	—	—	—	—
	Muslim Minority (Out of Total)	16	17	—	—	3	—	5	3	1	—	25	20
	Other Minority (Out of Total)	—	—	—	—	—	—	—	—	—	—	—	—

Year	Category	Number of Total Students Enrolled											
		General		SC		ST		OBC		EWS		Total	
		M	F	M	F	M	F	M	F	M	F	M	F
2	Total	20	17	–	–	1	–	5	5	–	–	26	22
	PWD (Out of Total)	–	–	–	–	–	–	–	–	–	–	–	–
	Muslim Minority (Out of Total)	20	17	–	–	1	–	5	5	–	–	26	22
	Other Minority (Out of Total)	–	–	–	–	–	–	–	–	–	–	–	–
Total number of male students enrolled in the department												056	
Total number of female students enrolled in the department												045	
Total number of students enrolled in the department												101	
Media Education Research Centre (MERC):													
Year	Ph.D. Doctor Of Philosophy												
	Total	1	1	–	–	–	–	–	–	–	–	1	1
	PWD (Out of Total)	–	–	–	–	–	–	–	–	–	–	–	–
	Muslim Minority (Out of Total)	1	1	–	–	–	–	–	–	–	–	1	1
	Other Minority (Out of Total)	–	–	–	–	–	–	–	–	–	–	–	–
Year	M.A. Master Of Arts (Journalism & Mass Communication)												
1	Total	19	7	–	–	–	–	3	–	–	–	22	7
	PWD (Out of Total)	–	–	–	–	–	–	–	–	–	–	–	–
	Muslim Minority (Out of Total)	19	7	–	–	–	–	3	–	–	–	22	7
	Other Minority (Out of Total)	–	–	–	–	–	–	–	–	–	–	–	–
2	Total	21	8	–	–	–	1	1	2	–	–	22	11
	PWD (Out of Total)	–	–	–	–	–	–	–	–	–	–	–	–
	Muslim Minority (Out of Total)	21	8	–	–	–	1	1	2	–	–	22	11
	Other Minority (Out of Total)	–	–	–	–	–	–	–	–	–	–	–	–
Total number of male students enrolled in the department												045	
Total number of female students enrolled in the department												019	
Total number of students enrolled in the department												064	
Department of Political Science:													
Year	Ph.D. Doctor Of Philosophy												
	Total	1	–	–	–	–	–	–	–	–	–	1	–
	PWD (Out of Total)	–	–	–	–	–	–	–	–	–	–	–	–
	Muslim Minority (Out of Total)	1	–	–	–	–	–	–	–	–	–	1	–
	Other Minority (Out of Total)	–	–	–	–	–	–	–	–	–	–	–	–
Year	M.A. Master Of Arts												
1	Total	19	47	–	–	3	3	11	8	–	–	33	58
	PWD (Out of Total)	–	–	–	–	–	–	–	–	–	–	–	–
	Muslim Minority (Out of Total)	19	47	–	–	3	3	11	8	–	–	33	58
	Other Minority (Out of Total)	–	–	–	–	–	–	–	–	–	–	–	–
2	Total	30	43	–	–	1	1	7	7	2	1	40	52
	PWD (Out of Total)	–	1	–	–	–	–	–	–	–	–	–	1
	Muslim Minority (Out of Total)	30	43	–	–	1	1	7	7	2	1	40	52
	Other Minority (Out of Total)	–	–	–	–	–	–	–	–	–	–	–	–
Total number of male students enrolled in the department												074	
Total number of female students enrolled in the department												110	
Total number of students enrolled in the department												184	
Department of Sociology:													
Year	Ph.D. Doctor Of Philosophy												
	Total	5	1	–	–	–	–	–	–	–	–	5	1
	PWD (Out of Total)	–	–	–	–	–	–	–	–	–	–	–	–
	Muslim Minority (Out of Total)	5	1	–	–	–	–	–	–	–	–	5	1
	Other Minority (Out of Total)	–	–	–	–	–	–	–	–	–	–	–	–

Year	Category	Number of Total Students Enrolled											
		General		SC		ST		OBC		EWS		Total	
		M	F	M	F	M	F	M	F	M	F	M	F
Year	M.A. Master Of Arts												
1	Total	9	38	—	—	1	5	3	13	1	1	14	57
	PWD (Out of Total)	—	—	—	—	—	—	—	—	—	—	—	—
	Muslim Minority (Out of Total)	9	38	—	—	1	5	3	13	1	1	14	57
	Other Minority (Out of Total)	—	—	—	—	—	—	—	—	—	—	—	—
2	Total	9	44	—	—	1	1	3	10	—	3	13	58
	PWD (Out of Total)	—	—	—	—	—	—	—	—	—	—	—	—
	Muslim Minority (Out of Total)	9	44	—	—	1	1	3	10	—	3	13	58
	Other Minority (Out of Total)	—	—	—	—	—	—	—	—	—	—	—	—
Total number of male students enrolled in the department													032
Total number of female students enrolled in the department													116
Total number of students enrolled in the department													148
Department of Social Work:													
Year	Ph.D. Doctor Of Philosophy												
	Total	1	4	—	—	—	—	—	—	—	—	1	4
	PWD (Out of Total)	—	—	—	—	—	—	—	—	—	—	—	—
	Muslim Minority (Out of Total)	1	4	—	—	—	—	—	—	—	—	1	4
	Other Minority (Out of Total)	—	—	—	—	—	—	—	—	—	—	—	—
Year	M.A. Master Of Arts												
1	Total	3	34	—	—	—	—	1	5	—	—	4	39
	PWD (Out of Total)	—	—	—	—	—	—	—	—	—	—	—	—
	Muslim Minority (Out of Total)	3	34	—	—	—	—	1	5	—	—	4	39
	Other Minority (Out of Total)	—	—	—	—	—	—	—	—	—	—	—	—
2	Total	4	30	—	—	1	-	2	5	—	—	7	35
	PWD (Out of Total)	—	1	—	—	—	—	—	—	—	—	—	1
	Muslim Minority (Out of Total)	4	30	—	—	1	—	2	5	—	—	7	35
	Other Minority (Out of Total)	—	—	—	—	—	—	—	—	—	—	—	—
Total number of male students enrolled in the department													012
Total number of female students enrolled in the department													078
Total number of students enrolled in the department													090
Centre for Women's Studies & Research:													
Year	M.A. Master Of Arts												
1	Total	3	14	—	—	—	—	—	3	—	—	3	17
	PWD (Out of Total)	—	—	—	—	—	—	—	—	—	—	—	—
	Muslim Minority (Out of Total)	3	14	—	—	—	—	—	3	—	—	3	17
	Other Minority (Out of Total)	—	—	—	—	—	—	—	—	—	—	—	—
2	Total	3	20	—	—	—	1	1	—	—	—	4	21
	PWD (Out of Total)	—	—	—	—	—	—	—	—	—	—	—	—
	Muslim Minority (Out of Total)	3	20	—	—	—	1	1	—	—	—	4	21
	Other Minority (Out of Total)	—	—	—	—	—	—	—	—	—	—	—	—
Total number of male students enrolled in the department													007
Total number of female students enrolled in the department													038
Total number of students enrolled in the department													045
Total number of male students enrolled in Regular Course												2460	
Total number of female students enrolled in Regular Course												3497	
Total number of students enrolled in Regular Course												5957	

Note:

PWD = Person with Disability

Other Minority = Christians, Sikhs, Buddhists, Zorastrians (Parsis) and Jains.

SC = Schedule caste

ST = Schedule Tribe

EWS = Economically Weaker Section

OBC: = Various categories like RBA, SN, ALC, Sports, NCC, PH, OSJ, WUP, CDP.

**Table 3.1 - Students Enrolled in Centre for Distance and Online Education,
Main Campus,**

Distance:

Year	Category	General		SC		ST		OBC		EWS		Total	
		M	F	M	F	M	F	M	F	M	F	M	F
	M.A.- Master of Arts (Education)												
1	Total	31	154	—	—	—	—	1	3	—	—	32	157
	PWD (Out of Total)	—	—	—	—	—	—	—	—	—	—	—	—
	Muslim Minority (Out of Total)	31	154	—	—	—	—	1	3	—	—	32	157
	Other Minority (Out of Total)	—	—	—	—	—	—	—	—	—	—	—	—
2	Total	23	139	—	—	—	—	—	—	—	—	23	139
	PWD (Out of Total)	—	—	—	—	—	—	—	—	—	—	—	—
	Muslim Minority (Out of Total)	23	139	—	—	—	—	—	—	—	—	23	139
	Other Minority (Out of Total)	—	—	—	—	—	—	—	—	—	—	—	—
Year	M.Com.- Master of Commerce												
1	Total	24	34	—	—	—	—	—	—	—	—	24	34
	PWD (Out of Total)	—	—	—	—	—	—	—	—	—	—	—	—
	Muslim Minority (Out of Total)	24	34	—	—	—	—	—	—	—	—	24	34
	Other Minority (Out of Total)	—	—	—	—	—	—	—	—	—	—	—	—
2	Total	28	49	—	—	—	—	—	—	—	—	28	49
	PWD (Out of Total)	—	—	—	—	—	—	—	—	—	—	—	—
	Muslim Minority (Out of Total)	28	49	—	—	—	—	—	—	—	—	28	49
	Other Minority (Out of Total)	—	—	—	—	—	—	—	—	—	—	—	—
Year	M.A.- Master of Arts (Economics)												
1	Total	22	23	—	—	—	—	—	1	—	—	22	24
	PWD (Out of Total)	—	—	—	—	—	—	—	—	—	—	—	—
	Muslim Minority (Out of Total)	22	23	—	—	—	—	—	1	—	—	22	24
	Other Minority (Out of Total)	—	—	—	—	—	—	—	—	—	—	—	—
2	Total	23	32	—	—	—	—	—	—	—	—	23	32
	PWD (Out of Total)	—	—	—	—	—	—	—	—	—	—	—	—
	Muslim Minority (Out of Total)	23	32	—	—	—	—	—	—	—	—	23	32
	Other Minority (Out of Total)	—	—	—	—	—	—	—	—	—	—	—	—
Year	M.A.- Master of Arts (English)												
1	Total	9	18	—	—	—	—	—	—	—	—	9	18
	PWD (Out of Total)	—	—	—	—	—	—	—	—	—	—	—	—
	Muslim Minority (Out of Total)	9	18	—	—	—	—	—	—	—	—	9	18
	Other Minority (Out of Total)	—	—	—	—	—	—	—	—	—	—	—	—
2	Total	4	17	—	—	—	—	—	—	—	—	4	17
	PWD (Out of Total)	—	—	—	—	—	—	—	—	—	—	—	—
	Muslim Minority (Out of Total)	4	17	—	—	—	—	—	—	—	—	4	17
	Other Minority (Out of Total)	—	—	—	—	—	—	—	—	—	—	—	—
Year	M.A.- Master of Arts (Urdu)												
1	Total	15	40	—	—	—	—	1	2	—	—	16	42
	PWD (Out of Total)	—	—	—	—	—	—	—	—	—	—	—	—
	Muslim Minority (Out of Total)	15	40	—	—	—	—	1	2	—	—	16	42
	Other Minority (Out of Total)	—	—	—	—	—	—	—	—	—	—	—	—
2	Total	16	34	—	—	—	—	—	—	—	—	16	34
	PWD (Out of Total)	—	—	—	—	—	—	—	—	—	—	—	—
	Muslim Minority (Out of Total)	16	34	—	—	—	—	—	—	—	—	16	34
	Other Minority (Out of Total)	—	—	—	—	—	—	—	—	—	—	—	—

Year	Category	General		SC		ST		OBC		EWS		Total	
		M	F	M	F	M	F	M	F	M	F	M	F
Year	B.Ed. Bachelor of Education												
1	Total	595	1768	1	–	81	65	286	306	5	9	968	2148
	PWD (Out of Total)	–	–	–	–	–	–	–	–	–	–	–	–
	Muslim Minority (Out of Total)	595	1768	1	–	81	65	286	306	5	9	968	2148
	Other Minority (Out of Total)	–	–	–	–	–	–	–	–	–	–	–	–
2	Total	487	1381	7	13	14	28	61	115	3	6	572	1543
	PWD (Out of Total)	–	–	–	–	–	–	–	–	–	–	–	–
	Muslim Minority (Out of Total)	487	1381	7	13	14	28	61	115	3	6	572	1543
	Other Minority (Out of Total)	–	–	–	–	–	–	–	–	–	–	–	–
Year	M.Sc.- Master of Science (Mathematics)												
1	Total	61	27	–	–	–	–	3	2	–	–	64	29
	PWD (Out of Total)	–	–	–	–	–	–	–	–	–	–	–	–
	Muslim Minority (Out of Total)	61	27	–	–	–	–	3	2	–	–	64	29
	Other Minority (Out of Total)	–	–	–	–	–	–	–	–	–	–	–	–
2	Total	84	37	–	–	–	–	1	–	–	–	85	37
	PWD (Out of Total)	–	–	–	–	–	–	–	–	–	–	–	–
	Muslim Minority (Out of Total)	84	37	–	–	–	–	1	–	–	–	85	37
	Other Minority (Out of Total)	–	–	–	–	–	–	–	–	–	–	–	–
Year	Diploma in Pre-Primary Teacher Training Programme (DPPTT)												
1	Total	3	33	–	–	–	–	2	1	–	–	5	34
	PWD (Out of Total)	–	–	–	–	–	–	–	–	–	–	–	–
	Muslim Minority (Out of Total)	3	33	–	–	–	–	2	1	–	–	5	34
	Other Minority (Out of Total)	–	–	–	–	–	–	–	–	–	–	–	–
Year	Certificate Course in Kashmiri Language												
1	Total	4	1	–	–	–	–	3	–	–	–	7	1
	PWD (Out of Total)	–	–	–	–	–	–	–	–	–	–	–	–
	Muslim Minority (Out of Total)	4	1	–	–	–	–	3	–	–	–	7	1
	Other Minority (Out of Total)	–	–	–	–	–	–	–	–	–	–	–	–
Year	Diploma in Business Administration (DBA)												
1	Total	2	3	–	–	–	–	–	–	–	–	2	3
	PWD (Out of Total)	–	–	–	–	–	–	–	–	–	–	–	–
	Muslim Minority (Out of Total)	2	3	–	–	–	–	–	–	–	–	2	3
	Other Minority (Out of Total)	–	–	–	–	–	–	–	–	–	–	–	–
Year	Diploma in Business Entrepreneurship (DBE)												
1	Total	1	1	–	–	–	–	1	–	–	–	2	1
	PWD (Out of Total)	–	–	–	–	–	–	–	–	–	–	–	–
	Muslim Minority (Out of Total)	1	1	–	–	–	–	1	–	–	–	2	1
	Other Minority (Out of Total)	–	–	–	–	–	–	–	–	–	–	–	–
Year	Diploma in Tourism Management DTM)												
1	Total	5	4	–	–	–	–	2	–	–	–	7	4
	PWD (Out of Total)	–	–	–	–	–	–	–	–	–	–	–	–
	Muslim Minority (Out of Total)	5	4	–	–	–	–	2	–	–	–	7	4
	Other Minority (Out of Total)	–	–	–	–	–	–	–	–	–	–	–	–
Year	Diploma in Web Designing (DWD)												
1	Total	1	5	–	–	–	–	2	–	–	–	3	5
	PWD (Out of Total)	–	–	–	–	–	–	–	–	–	–	–	–
	Muslim Minority (Out of Total)	1	5	–	–	–	–	2	–	–	–	3	5
	Other Minority (Out of Total)	–	–	–	–	–	–	–	–	–	–	–	–



Year	Category	General		SC		ST		OBC		EWS		Total	
		M	F	M	F	M	F	M	F	M	F	M	F
Year	Diploma in Computer Applications (DCA)												
1	Total	23	13	—	—	—	—	2	—	—	—	25	13
	PWD (Out of Total)	—	—	—	—	—	—	—	—	—	—	—	—
	Muslim Minority (Out of Total)	23	13	—	—	—	—	2	—	—	—	25	13
	Other Minority (Out of Total)	—	—	—	—	—	—	—	—	—	—	—	—
Year	Diploma in Home Science (DHS)												
1	Total	—	4	—	—	—	—	—	—	—	—	—	4
	PWD (Out of Total)	—	—	—	—	—	—	—	—	—	—	—	—
	Muslim Minority (Out of Total)	—	4	—	—	—	—	—	—	—	—	—	4
	Other Minority (Out of Total)	—	—	—	—	—	—	—	—	—	—	—	—
Year	Diploma in Cyber Law (DCL)												
1	Total	21	9	—	—	—	—	2	—	1	—	24	9
	PWD (Out of Total)	—	—	—	—	—	—	—	—	—	—	—	—
	Muslim Minority (Out of Total)	21	9	—	—	—	—	2	—	1	—	24	9
	Other Minority (Out of Total)	—	—	—	—	—	—	—	—	—	—	—	—
Year	Diploma in Urdu Journalism (DUJ)												
1	Total	13	7	—	—	—	—	3	—	—	—	16	7
	PWD (Out of Total)	—	—	—	—	—	—	—	—	—	—	—	—
	Muslim Minority (Out of Total)	13	7	—	—	—	—	3	—	—	—	16	7
	Other Minority (Out of Total)	—	—	—	—	—	—	—	—	—	—	—	—
Year	Diploma in Consumer Laws & Practice (DCLP)												
1	Total	3	2	—	—	—	—	—	—	—	—	3	2
	PWD (Out of Total)	—	—	—	—	—	—	—	—	—	—	—	—
	Muslim Minority (Out of Total)	3	2	—	—	—	—	—	—	—	—	3	2
	Other Minority (Out of Total)	—	—	—	—	—	—	—	—	—	—	—	—
Year	M.A. Master of Arts (Islamic Studies)												
1	Total	31	78	—	—	3	—	5	2	—	—	39	80
	PWD (Out of Total)	—	—	—	—	—	—	—	—	—	—	—	—
	Muslim Minority (Out of Total)	31	78	—	—	3	—	5	2	—	—	39	80
	Other Minority (Out of Total)	—	—	—	—	—	—	—	—	—	—	—	—
2	Total	49	86	1	—	—	—	—	2	—	—	50	88
	PWD (Out of Total)	—	—	—	—	—	—	—	—	—	—	—	—
	Muslim Minority (Out of Total)	49	86	1	—	—	—	—	2	—	—	50	88
	Other Minority (Out of Total)	—	—	—	—	—	—	—	—	—	—	—	—
Total number of male students enrolled in											Distance Department		2069
Total number of female students enrolled in											Distance Department		4554
Total number of students enrolled in											Distance Department		6623

Note:

PWD = Person with Disability

Other Minority = Christians, Sikhs, Buddhists, Zoroastrians (Parsis) and Jains.

SC Schedule caste

ST Schedule Tribe

OBC: Various categories like RBA, SN, ALC, Sports, NCC, PH, OSJ, WUP, CDP.

Table 3.2 - Students Enrolled in Directorate of Lifelong Learning, Main Campus

Directorate of Life Long Learning:

Month	Category	General		SC		ST		OBC		EWS		Total	
		M	F	M	F	M	F	M	F	M	F	M	F
	Certificate Courses Accounts Assistant Using Tally with GST												
3	Total	—	60	—	—	—	—	—	—	—	—	—	60
	PWD (Out of Total)	—	—	—	—	—	—	—	—	—	—	—	—
	Muslim Minority (Out of Total)	—	60	—	—	—	—	—	—	—	—	—	60
	Other Minority (Out of Total)	—	—	—	—	—	—	—	—	—	—	—	—
	Certificate Courses Bridal Mehandi Design Batch 1 st												
3	Total	—	60	—	—	—	—	—	—	—	—	—	60
	PWD (Out of Total)	—	—	—	—	—	—	—	—	—	—	—	—
	Muslim Minority (Out of Total)	—	60	—	—	—	—	—	—	—	—	—	60
	Other Minority (Out of Total)	—	—	—	—	—	—	—	—	—	—	—	—
	Certificate Courses Bridal Mehandi Design Batch 2 nd												
3	Total	—	60	—	—	—	—	—	—	—	—	—	60
	PWD (Out of Total)	—	—	—	—	—	—	—	—	—	—	—	—
	Muslim Minority (Out of Total)	—	60	—	—	—	—	—	—	—	—	—	60
	Other Minority (Out of Total)	—	—	—	—	—	—	—	—	—	—	—	—
	Certificate Courses Cutting and Tailoring Basics												
3	Total	—	90	—	—	—	—	—	—	—	—	—	90
	PWD (Out of Total)	—	—	—	—	—	—	—	—	—	—	—	—
	Muslim Minority (Out of Total)	—	90	—	—	—	—	—	—	—	—	—	90
	Other Minority (Out of Total)	—	—	—	—	—	—	—	—	—	—	—	—
	Certificate Courses Graphic Designing												
3	Total	—	59	—	—	—	—	—	—	—	—	—	59
	PWD (Out of Total)	—	—	—	—	—	—	—	—	—	—	—	—
	Muslim Minority (Out of Total)	—	59	—	—	—	—	—	—	—	—	—	59
	Other Minority (Out of Total)	—	—	—	—	—	—	—	—	—	—	—	—
	Certificate Courses Paper Machine												
3	Total	—	90	—	—	—	—	—	—	—	—	—	90
	PWD (Out of Total)	—	—	—	—	—	—	—	—	—	—	—	—
	Muslim Minority (Out of Total)	—	90	—	—	—	—	—	—	—	—	—	90
	Other Minority (Out of Total)	—	—	—	—	—	—	—	—	—	—	—	—
	Certificate Courses Auto Cad- 2D + 3D												
3	Total	—	30	—	—	—	—	—	—	—	—	—	30
	PWD (Out of Total)	—	—	—	—	—	—	—	—	—	—	—	—
	Muslim Minority (Out of Total)	—	30	—	—	—	—	—	—	—	—	—	30
	Other Minority (Out of Total)	—	—	—	—	—	—	—	—	—	—	—	—
	Certificate Courses Basic Computer and Internet Batch 1 st												
3	Total	—	30	—	—	—	—	—	—	—	—	—	30
	PWD (Out of Total)	—	—	—	—	—	—	—	—	—	—	—	—
	Muslim Minority (Out of Total)	—	30	—	—	—	—	—	—	—	—	—	30
	Other Minority (Out of Total)	—	—	—	—	—	—	—	—	—	—	—	—
	Certificate Courses Basic Computer and Internet Batch 2 nd												
3	Total	—	30	—	—	—	—	—	—	—	—	—	30
	PWD (Out of Total)	—	—	—	—	—	—	—	—	—	—	—	—
	Muslim Minority (Out of Total)	—	30	—	—	—	—	—	—	—	—	—	30
	Other Minority (Out of Total)	—	—	—	—	—	—	—	—	—	—	—	—

Drone Operation and Aerial Photography												
3	Total	–	30	–	–	–	–	–	–	–	–	30
	PWD (Out of Total)	–	–	–	–	–	–	–	–	–	–	–
	Muslim Minority (Out of Total)	–	30	–	–	–	–	–	–	–	–	30
	Other Minority (Out of Total)	–	–	–	–	–	–	–	–	–	–	–

Total number of male students enrolled in	Life Long learning	000
Total number of female students enrolled in	Life Long learning	539
Total number of students enrolled in	Life Long learning	539

Table 6.3- Grand Total:-

Total number of male students enrolled in the University (Regular + Distance + Lifelong)	4529
Total number of female students enrolled in the University (Regular + Distance + Lifelong)	8590
Total number of students enrolled in the University (Regular + Distance + Lifelong)	13119

Note:

PWD = Person with Disability

Other Minority = Christians, Sikhs, Buddhists, Parsis and Jains.

SC Schedule caste

ST Schedule Tribe

OBC: Various categories like RBA, SN, ALC, Sports, NCC, PH, OSJ, WUP, CDP.

**Table 3.3 - Number of Regular Students Enrolled in Zakura Campus,
University of Kashmir, Srinagar**

Year	Category	General		SC		ST		OBC		EWS		Total	
		M	F	M	F	M	F	M	F	M	F	M	F
	B. Tech. Bachelor of Technology (Mechanical Engineering)												
1	Total	12	3	—	—	—	—	1	—	—	—	13	3
	PWD (Out of Total)	—	—	—	—	—	—	—	—	—	—	—	—
	Muslim Minority (Out of Total)	12	3	—	—	—	—	1	—	—	—	13	3
	Other Minority (Out of Total)	—	—	—	—	—	—	—	—	—	—	—	—
2	Total	27	3	—	—	—	—	2	—	—	—	29	3
	PWD (Out of Total)	—	—	—	—	—	—	—	—	—	—	—	—
	Muslim Minority (Out of Total)	27	3	—	—	—	—	2	—	—	—	29	3
	Other Minority (Out of Total)	—	—	—	—	—	—	—	—	—	—	—	—
3	Total	20	7	—	—	—	—	—	—	—	—	20	7
	PWD (Out of Total)	—	—	—	—	—	—	—	—	—	—	—	—
	Muslim Minority (Out of Total)	20	7	—	—	—	—	—	—	—	—	20	7
	Other Minority (Out of Total)	—	—	—	—	—	—	—	—	—	—	—	—
4	Total	35	6	—	—	—	—	5	—	—	—	40	6
	PWD (Out of Total)	—	—	—	—	—	—	—	—	—	—	—	—
	Muslim Minority (Out of Total)	35	6	—	—	—	—	5	—	—	—	40	6
	Other Minority (Out of Total)	—	—	—	—	—	—	—	—	—	—	—	—
Year	B. Tech. Bachelor of Technology (Electronics & Communication)												
1	Total	33	10	—	—	—	—	—	1	—	—	33	11
	PWD (Out of Total)	—	—	—	—	—	—	—	—	—	—	—	—
	Muslim Minority (Out of Total)	33	10	—	—	—	—	—	1	—	—	33	11
	Other Minority (Out of Total)	—	—	—	—	—	—	—	—	—	—	—	—
2	Total	40	14	—	—	—	—	—	—	—	—	40	14
	PWD (Out of Total)	—	—	—	—	—	—	—	—	—	—	—	—
	Muslim Minority (Out of Total)	40	14	—	—	—	—	—	—	—	—	40	14
	Other Minority (Out of Total)	—	—	—	—	—	—	—	—	—	—	—	—
3	Total	23	21	—	—	—	—	4	3	1	—	28	24
	PWD (Out of Total)	—	—	—	—	—	—	—	—	—	—	—	—
	Muslim Minority (Out of Total)	23	21	—	—	—	—	4	3	1	—	28	24
	Other Minority (Out of Total)	—	—	—	—	—	—	—	—	—	—	—	—
4	Total	28	25	—	—	—	—	6	1	—	—	34	26
	PWD (Out of Total)	—	—	—	—	—	—	—	—	—	—	—	—
	Muslim Minority (Out of Total)	28	25	—	—	—	—	6	1	—	—	34	26
	Other Minority (Out of Total)	—	—	—	—	—	—	—	—	—	—	—	—
Year	B. Tech. Bachelor of Technology (Electrical)												
1	Total	13	4	—	—	1	—	1	1	—	—	15	5
	PWD (Out of Total)	—	—	—	—	—	—	—	—	—	—	—	—
	Muslim Minority (Out of Total)	13	4	—	—	1	—	1	1	—	—	15	5
	Other Minority (Out of Total)	—	—	—	—	—	—	—	—	—	—	—	—
2	Total	38	14	—	—	—	—	3	—	—	—	41	14
	PWD (Out of Total)	—	—	—	—	—	—	—	—	—	—	—	—
	Muslim Minority (Out of Total)	38	14	—	—	—	—	3	—	—	—	41	14
	Other Minority (Out of Total)	—	—	—	—	—	—	—	—	—	—	—	—
3	Total	17	18	—	1	—	—	2	—	—	—	19	19
	PWD (Out of Total)	—	—	—	—	—	—	—	—	—	—	—	—
	Muslim Minority (Out of Total)	17	18	—	1	—	—	2	—	—	—	19	19
	Other Minority (Out of Total)	—	—	—	—	—	—	—	—	—	—	—	—
4	Total	38	13	—	—	—	—	2	3	—	—	40	16
	PWD (Out of Total)	—	—	—	—	—	—	—	—	—	—	—	—
	Muslim Minority (Out of Total)	38	13	—	—	—	—	2	3	—	—	40	16
	Other Minority (Out of Total)	—	—	—	—	—	—	—	—	—	—	—	—

Year	Category	General		SC		ST		OBC		EWS		Total	
		M	F	M	F	M	F	M	F	M	F	M	F
Year	B. Tech. Bachelor of Technology (Civil Engineering)												
1	Total	44	4	—	—	—	—	1	1	—	—	45	5
	PWD (Out of Total)	—	—	—	—	—	—	—	—	—	—	—	—
	Muslim Minority (Out of Total)	44	4	—	—	—	—	1	1	—	—	45	5
	Other Minority (Out of Total)	—	—	—	—	—	—	—	—	—	—	—	—
2	Total	46	23	—	—	—	—	4	1	—	—	50	24
	PWD (Out of Total)	—	—	—	—	—	—	—	—	—	—	—	—
	Muslim Minority (Out of Total)	46	23	—	—	—	—	4	1	—	—	50	24
	Other Minority (Out of Total)	—	—	—	—	—	—	—	—	—	—	—	—
3	Total	34	23	—	—	—	—	2	—	1	—	37	23
	PWD (Out of Total)	—	—	—	—	—	—	—	—	—	—	—	—
	Muslim Minority (Out of Total)	34	23	—	—	—	—	2	—	1	—	37	23
	Other Minority (Out of Total)	—	—	—	—	—	—	—	—	—	—	—	—
4	Total	46	18	—	—	—	—	4	1	—	—	50	19
	PWD (Out of Total)	—	—	—	—	—	—	—	—	—	—	—	—
	Muslim Minority (Out of Total)	46	18	—	—	—	—	4	1	—	—	50	19
	Other Minority (Out of Total)	—	—	—	—	—	—	—	—	—	—	—	—
Year	M. Tech. Electrical Engineering(Power System & Control)												
1	Total	3	3	—	—	—	—	2	1	—	—	5	4
	PWD (Out of Total)	—	—	—	—	—	—	—	—	—	—	—	—
	Muslim Minority (Out of Total)	3	3	—	—	—	—	2	1	—	—	5	4
	Other Minority (Out of Total)	—	—	—	—	—	—	—	—	—	—	—	—
2	Total	3	6	—	—	—	—	—	2	—	—	3	8
	PWD (Out of Total)	—	—	—	—	—	—	—	—	—	—	—	—
	Muslim Minority (Out of Total)	3	6	—	—	—	—	—	2	—	—	3	8
	Other Minority (Out of Total)	—	—	—	—	—	—	—	—	—	—	—	—
Year	M. Tech. Electronics & Communication Engineering												
1	Total	—	1	—	—	—	—	—	—	—	—	—	1
	PWD (Out of Total)	—	—	—	—	—	—	—	—	—	—	—	—
	Muslim Minority (Out of Total)	—	1	—	—	—	—	—	—	—	—	—	1
	Other Minority (Out of Total)	—	—	—	—	—	—	—	—	—	—	—	—
2	Total	3	2	—	—	—	—	—	—	—	—	3	2
	PWD (Out of Total)	—	—	—	—	—	—	—	—	—	—	—	—
	Muslim Minority (Out of Total)	3	2	—	—	—	—	—	—	—	—	3	2
	Other Minority (Out of Total)	—	—	—	—	—	—	—	—	—	—	—	—
Year	M. Tech. Mechanical Engineering (Design Engineering)												
1	Total	—	3	—	—	—	—	—	—	—	—	—	3
	PWD (Out of Total)	—	—	—	—	—	—	—	—	—	—	—	—
	Muslim Minority (Out of Total)	—	3	—	—	—	—	—	—	—	—	—	3
	Other Minority (Out of Total)	—	—	—	—	—	—	—	—	—	—	—	—
2	Total	6	4	—	—	—	—	—	—	—	—	6	4
	PWD (Out of Total)	—	—	—	—	—	—	—	—	—	—	—	—
	Muslim Minority (Out of Total)	6	4	—	—	—	—	—	—	—	—	6	4
	Other Minority (Out of Total)	—	—	—	—	—	—	—	—	—	—	—	—
Total Number of Male Students Enrolled in Zakura Campus										551			
Total Number of Female Students Enrolled in Zakura Campus										241			
Total Number of Students Enrolled in Zakura Campus										792			

Table 3.4- Number of Students enrolled in North Campus, Baramulla, University of Kashmir

Regular Course:

Regular Course:													
Year	Category	General		SC		ST		OBC		EWS		Total	
		M	F	M	F	M	F	M	F	M	F	M	F
	M. A Master of Arts (English)												
1	Total	9	16	—	—	—	—	—	—	—	—	9	16
	PWD (Out of Total)	—	—	—	—	—	—	—	—	—	—	—	—
	Muslim Minority (Out of Total)	9	16	—	—	—	—	—	—	—	—	9	16
	Other Minority (Out of Total)	—	—	—	—	—	—	—	—	—	—	—	—
2	Total	2	14	—	—	—	—	—	—	—	—	2	14
	PWD (Out of Total)	—	—	—	—	—	—	—	—	—	—	—	—
	Muslim Minority (Out of Total)	2	14	—	—	—	—	—	—	—	—	2	14
	Other Minority (Out of Total)	—	—	—	—	—	—	—	—	—	—	—	—
Year	Master of Computer Applications (M.C.A.)												
1	Total	18	15	—	—	—	—	2	—	—	—	20	15
	PWD (Out of Total)	—	—	—	—	—	—	—	—	—	—	—	—
	Muslim Minority (Out of Total)	18	15	—	—	—	—	2	—	—	—	20	15
	Other Minority (Out of Total)	—	—	—	—	—	—	—	—	—	—	—	—
2	Total	25	8	—	—	—	—	2	—	—	—	27	8
	PWD (Out of Total)	—	—	—	—	—	—	—	—	—	—	—	—
	Muslim Minority (Out of Total)	25	8	—	—	—	—	2	—	—	—	27	8
	Other Minority (Out of Total)	—	—	—	—	—	—	—	—	—	—	—	—
Year	Bachelor of Technology Computer Engineering & Technology (B. Tech.)												
1	Total	41	14	—	—	1	—	5	—	—	—	47	14
	PWD (Out of Total)	—	—	—	—	—	—	—	—	—	—	—	—
	Muslim Minority (Out of Total)	41	14	—	—	1	—	5	—	—	—	47	14
	Other Minority (Out of Total)	—	—	—	—	—	—	—	—	—	—	—	—
2	Total	49	18	—	—	—	—	5	—	—	—	54	18
	PWD (Out of Total)	—	—	—	—	—	—	—	—	—	—	—	—
	Muslim Minority (Out of Total)	49	18	—	—	—	—	5	—	—	—	54	18
	Other Minority (Out of Total)	—	—	—	—	—	—	—	—	—	—	—	—
3	Total	44	14	—	—	1	—	1	—	1	—	47	14
	PWD (Out of Total)	—	—	—	—	—	—	—	—	—	—	—	—
	Muslim Minority (Out of Total)	44	14	—	—	1	—	1	—	1	—	47	14
	Other Minority (Out of Total)	—	—	—	—	—	—	—	—	—	—	—	—
4	Total	38	14	—	—	1	—	—	—	—	—	39	14
	PWD (Out of Total)	—	—	—	—	—	—	—	—	—	—	—	—
	Muslim Minority (Out of Total)	38	14	—	—	1	—	—	—	—	—	39	14
	Other Minority (Out of Total)	—	—	—	—	—	—	—	—	—	—	—	—
Year	Master of Integrated Business Administration (IMBA)												
1	Total	7	13	—	—	—	—	—	—	—	—	7	13
	PWD (Out of Total)	—	—	—	—	—	—	—	—	—	—	—	—
	Muslim Minority (Out of Total)	7	13	—	—	—	—	—	—	—	—	7	13
	Other Minority (Out of Total)	—	—	—	—	—	—	—	—	—	—	—	—
2	Total	15	16	—	—	—	—	—	—	—	—	15	16
	PWD (Out of Total)	—	—	—	—	—	—	—	—	—	—	—	—
	Muslim Minority (Out of Total)	15	16	—	—	—	—	—	—	—	—	15	16
	Other Minority (Out of Total)	—	—	—	—	—	—	—	—	—	—	—	—
3	Total	17	15	—	—	—	—	—	—	—	—	17	15
	PWD (Out of Total)	—	—	—	—	—	—	—	—	—	—	—	—
	Muslim Minority (Out of Total)	17	15	—	—	—	—	—	—	—	—	17	15
	Other Minority (Out of Total)	—	—	—	—	—	—	—	—	—	—	—	—



Year	Category	General		SC		ST		OBC		EWS		Total	
		M	F	M	F	M	F	M	F	M	F	M	F
4	Total	13	13	–	–	–	–	–	–	–	–	13	13
	PWD (Out of Total)	–	–	–	–	–	–	–	–	–	–	–	–
	Muslim Minority (Out of Total)	13	13	–	–	–	–	–	–	–	–	13	13
	Other Minority (Out of Total)	–	–	–	–	–	–	–	–	–	–	–	–
5	Total	19	15	–	–	–	–	–	–	–	–	19	15
	PWD (Out of Total)	–	–	–	–	–	–	–	–	–	–	–	–
	Muslim Minority (Out of Total)	19	15	–	–	–	–	–	–	–	–	19	15
	Other Minority (Out of Total)	–	–	–	–	–	–	–	–	–	–	–	–
Year	Masters of Education (M. Ed.)												
1	Total	1	10	–	–	–	–	–	1	–	–	1	11
	PWD (Out of Total)	–	–	–	–	–	–	–	–	–	–	–	–
	Muslim Minority (Out of Total)	1	10	–	–	–	–	–	1	–	–	1	11
	Other Minority (Out of Total)	–	–	–	–	–	–	–	–	–	–	–	–
2	Total	8	32	–	–	–	–	–	2	–	–	8	34
	PWD (Out of Total)	–	–	–	–	–	–	–	–	–	–	–	–
	Muslim Minority (Out of Total)	8	32	–	–	–	–	–	2	–	–	8	34
	Other Minority (Out of Total)	–	–	–	–	–	–	–	–	–	–	–	–
Year	M. Tech. Computer Science and Engineering												
1	Total	1	2	–	–	–	–	–	–	–	–	1	2
	PWD (Out of Total)	–	–	–	–	–	–	–	–	–	–	–	–
	Muslim Minority (Out of Total)	1	2	–	–	–	–	–	–	–	–	1	2
	Other Minority (Out of Total)	–	–	–	–	–	–	–	–	–	–	–	–
2	Total	1	1	–	–	–	–	–	–	–	–	1	1
	PWD (Out of Total)	–	–	–	–	–	–	–	–	–	–	–	–
	Muslim Minority (Out of Total)	1	1	–	–	–	–	–	–	–	–	1	1
	Other Minority (Out of Total)	–	–	–	–	–	–	–	–	–	–	–	–
Year	Integrated B.Sc. / M.Sc. Botany												
1	Total	1	9	–	–	–	–	–	–	–	–	1	9
	PWD (Out of Total)	–	–	–	–	–	–	–	–	–	–	–	–
	Muslim Minority (Out of Total)	1	9	–	–	–	–	–	–	–	–	1	9
	Other Minority (Out of Total)	–	–	–	–	–	–	–	–	–	–	–	–
	Ph.D. Electrical & Computer Engineering												
	Total	1	–	–	–	–	–	–	–	–	–	1	–
	PWD (Out of Total)	–	–	–	–	–	–	–	–	–	–	–	–
	Muslim Minority (Out of Total)	1	–	–	–	–	–	–	–	–	–	1	–
	Other Minority (Out of Total)	–	–	–	–	–	–	–	–	–	–	–	–
	Ph.D. English												
	Total	4	6	–	–	–	–	–	–	–	–	4	6
	PWD (Out of Total)	–	–	–	–	–	–	–	–	–	–	–	–
	Muslim Minority (Out of Total)	4	6	–	–	–	–	–	–	–	–	4	6
	Other Minority (Out of Total)	–	–	–	–	–	–	–	–	–	–	–	–
	Ph.D. Computer Science												
	Total	7	1	–	–	–	–	–	–	–	–	7	1
	PWD (Out of Total)	–	–	–	–	–	–	–	–	–	–	–	–
	Muslim Minority (Out of Total)	7	1	–	–	–	–	–	–	–	–	7	1
	Other Minority (Out of Total)	–	–	–	–	–	–	–	–	–	–	–	–
	Ph.D. Business Management												
	Total	1	1	–	–	–	–	–	–	–	–	1	1
	PWD (Out of Total)	–	–	–	–	–	–	–	–	–	–	–	–
	Muslim Minority (Out of Total)	1	1	–	–	–	–	–	–	–	–	1	1
	Other Minority (Out of Total)	–	–	–	–	–	–	–	–	–	–	–	–

Total Number of Male Students Enrolled in North Campus :
 Total Number of Female Students Enrolled in North Campus :
 Total Number of Students Enrolled in North Campus :

341
250
591

**Table 3.5- Number of students enrolled in South Campus, Anantnag,
University of Kashmir**

Regular Course:

Year	Category	General		SC		ST		OBC		EWS		Total	
		M	F	M	F	M	F	M	F	M	F	M	F
Year	M.B.A. Master of Business Administration												
1	Total	16	11	—	—	—	—	—	—	—	—	16	11
	PWD(Out of Total)	—	—	—	—	—	—	—	—	—	—	—	—
	Muslim Minority (Out of Total)	16	11	—	—	—	—	—	—	—	—	16	11
	Other Minority (Out of Total)	—	—	—	—	—	—	—	—	—	—	—	—
2	Total	19	5	—	—	—	—	—	—	—	—	19	5
	PWD(Out of Total)	—	—	—	—	—	—	—	—	—	—	—	—
	Muslim Minority (Out of Total)	19	5	—	—	—	—	—	—	—	—	19	5
	Other Minority (Out of Total)	—	—	—	—	—	—	—	—	—	—	—	—
Year	M.A. Master of Arts (English)												
1	Total	3	26	—	—	—	—	—	1	—	—	3	27
	PWD(Out of Total)	—	—	—	—	—	—	—	—	—	—	—	—
	Muslim Minority (Out of Total)	3	26	—	—	—	—	—	1	—	—	3	27
	Other Minority (Out of Total)	—	—	—	—	—	—	—	—	—	—	—	—
2	Total	7	21	—	—	—	—	—	—	—	—	7	21
	PWD(Out of Total)	—	—	—	—	—	—	—	—	—	—	—	—
	Muslim Minority (Out of Total)	7	21	—	—	—	—	—	—	—	—	7	21
	Other Minority (Out of Total)	—	—	—	—	—	—	—	—	—	—	—	—
Year	M.A. Master of Education												
1	Total	12	46	—	—	—	—	1	—	—	—	13	46
	PWD(Out of Total)	—	—	—	—	—	—	—	—	—	—	—	—
	Muslim Minority (Out of Total)	12	46	—	—	—	—	1	—	—	—	13	46
	Other Minority (Out of Total)	—	—	—	—	—	—	—	—	—	—	—	—
2	Total	8	57	—	—	—	1	—	—	—	—	8	58
	PWD(Out of Total)	—	—	—	—	—	—	—	—	—	—	—	—
	Muslim Minority (Out of Total)	8	57	—	—	—	1	—	—	—	—	8	58
	Other Minority (Out of Total)	—	—	—	—	—	—	—	—	—	—	—	—
Year	M.Sc. Master of Science (Mathematics)												
1	Total	27	11	—	—	—	—	—	—	—	—	27	11
	PWD(Out of Total)	—	—	—	—	—	—	—	—	—	—	—	—
	Muslim Minority (Out of Total)	27	11	—	—	—	—	—	—	—	—	27	11
	Other Minority (Out of Total)	—	—	—	—	—	—	—	—	—	—	—	—
2	Total	38	9	—	—	—	—	—	—	—	—	38	9
	PWD(Out of Total)	—	—	—	—	—	—	—	—	—	—	—	—
	Muslim Minority (Out of Total)	38	9	—	—	—	—	—	—	—	—	38	9
	Other Minority (Out of Total)	—	—	—	—	—	—	—	—	—	—	—	—
Year	M.Ed. Master Of Education												
1	Total	2	4	—	—	—	—	—	—	—	—	2	4
	PWD(Out of Total)	—	—	—	—	—	—	—	—	—	—	—	—
	Muslim Minority (Out of Total)	2	4	—	—	—	—	—	—	—	—	2	4
	Other Minority (Out of Total)	—	—	—	—	—	—	—	—	—	—	—	—
2	Total	4	10	—	—	—	—	—	—	—	—	4	10
	PWD(Out of Total)	—	—	—	—	—	—	—	—	—	—	—	—
	Muslim Minority (Out of Total)	4	10	—	—	—	—	—	—	—	—	4	10
	Other Minority (Out of Total)	—	—	—	—	—	—	—	—	—	—	—	—
Year	M.C.A. Master of Computer Applications												
1	Total	22	11	—	—	—	—	—	1	—	—	22	12
	PWD(Out of Total)	1	—	—	—	—	—	—	—	—	—	1	—
	Muslim Minority (Out of Total)	22	11	—	—	—	—	—	1	—	—	22	12
	Other Minority (Out of Total)	—	—	—	—	—	—	—	—	—	—	—	—

Year	Category	General		SC		ST		OBC		EWS		Total	
		M	F	M	F	M	F	M	F	M	F	M	F
2	Total	31	9	–	–	–	–	–	–	–	–	31	9
	PWD(Out of Total)	–	–	–	–	–	–	–	–	–	–	–	–
	Muslim Minority (Out of Total)	31	9	–	–	–	–	–	–	–	–	31	9
	Other Minority (Out of Total)	–	–	–	–	–	–	–	–	–	–	–	–
3	Total	–	–	–	–	–	–	–	–	–	–	–	–
	PWD(Out of Total)	–	–	–	–	–	–	–	–	–	–	–	–
	Muslim Minority (Out of Total)	–	–	–	–	–	–	–	–	–	–	–	–
	Other Minority (Out of Total)	–	–	–	–	–	–	–	–	–	–	–	–
M.A. Master of Arts (Urdu)													
1	Total	9	43	–	–	–	–	–	–	–	–	9	43
	PWD(Out of Total)	–	–	–	–	–	–	–	–	–	–	–	–
	Muslim Minority (Out of Total)	9	43	–	–	–	–	–	–	–	–	9	43
	Other Minority (Out of Total)	–	–	–	–	–	–	–	–	–	–	–	–
2	Total	4	26	–	–	–	–	–	–	–	–	4	26
	PWD(Out of Total)	–	–	–	–	–	–	–	–	–	–	–	–
	Muslim Minority (Out of Total)	4	26	–	–	–	–	–	–	–	–	4	26
	Other Minority (Out of Total)	–	–	–	–	–	–	–	–	–	–	–	–
B.Sc. Bachelor Of Science (Nursing)													
1	Total	14	22	–	–	–	1	1	4	–	–	15	27
	PWD(Out of Total)	–	–	–	–	–	–	–	–	–	–	–	–
	Muslim Minority (Out of Total)	14	22	–	–	–	1	1	4	–	–	15	27
	Other Minority (Out of Total)	–	–	–	–	–	–	–	–	–	–	–	–
2	Total	24	22	–	–	–	–	–	–	–	–	24	22
	PWD(Out of Total)	–	–	–	–	–	–	–	–	–	–	–	–
	Muslim Minority (Out of Total)	24	22	–	–	–	–	–	–	–	–	24	22
	Other Minority (Out of Total)	–	–	–	–	–	–	–	–	–	–	–	–
3	Total	28	17	–	2	–	1	–	–	–	–	28	20
	PWD(Out of Total)	–	–	–	–	–	–	–	–	–	–	–	–
	Muslim Minority (Out of Total)	28	17	–	2	–	1	–	–	–	–	28	20
	Other Minority (Out of Total)	–	–	–	–	–	–	–	–	–	–	–	–
4	Total	14	38	1	–	–	–	–	–	–	–	15	38
	PWD(Out of Total)	–	–	–	–	–	–	–	–	–	–	–	–
	Muslim Minority (Out of Total)	14	38	1	–	–	–	–	–	–	–	15	38
	Other Minority (Out of Total)	–	–	–	–	–	–	–	–	–	–	–	–
B.Ed. Bachelor of Education													
1	Total	1	17	–	–	–	–	–	–	–	–	1	17
	PWD(Out of Total)	–	–	–	–	–	–	–	–	–	–	–	–
	Muslim Minority (Out of Total)	1	17	–	–	–	–	–	–	–	–	1	17
	Other Minority (Out of Total)	–	–	–	–	–	–	–	–	–	–	–	–
2	Total	4	16	–	–	–	–	–	–	–	–	4	16
	PWD(Out of Total)	–	–	–	–	–	–	–	–	–	–	–	–
	Muslim Minority (Out of Total)	4	16	–	–	–	–	–	–	–	–	4	16
	Other Minority (Out of Total)	–	–	–	–	–	–	–	–	–	–	–	–
B.M.L.T Bachelor in Medical Lab Technology													
1	Total	14	6	–	–	2	1	1	1	–	–	17	8
	PWD(Out of Total)	–	–	–	–	–	–	–	–	–	–	–	–
	Muslim Minority (Out of Total)	14	6	–	–	2	1	1	1	–	–	17	8
	Other Minority (Out of Total)	–	–	–	–	–	–	–	–	–	–	–	–
2	Total	9	9	–	1	–	–	–	–	–	–	9	10
	PWD(Out of Total)	–	–	–	–	–	–	–	–	–	–	–	–
	Muslim Minority (Out of Total)	9	9	–	1	–	–	–	–	–	–	9	10
	Other Minority (Out of Total)	–	–	–	–	–	–	–	–	–	–	–	–

Year	Category	General		SC		ST		OBC		EWS		Total	
		M	F	M	F	M	F	M	F	M	F	M	F
Year	B.Sc. Bachelor in Physician Assistant and Emergency & Trauma Care Management												
1	Total	22	39	1	3	2	5	1	5	—	—	26	52
	PWD(Out of Total)	—	—	—	—	—	—	—	—	—	—	—	—
	Muslim Minority (Out of Total)	22	39	1	3	2	5	1	5	—	—	26	52
	Other Minority (Out of Total)	—	—	—	—	—	—	—	—	—	—	—	—
2	Total	17	18	1	3	1	1	—	—	—	—	19	22
	PWD(Out of Total)	—	—	—	—	—	—	—	—	—	—	—	—
	Muslim Minority (Out of Total)	17	18	1	3	1	1	—	—	—	—	19	22
	Other Minority (Out of Total)	—	—	—	—	—	—	—	—	—	—	—	—
3	Total	15	25	—	—	—	1	—	—	—	—	15	26
	PWD(Out of Total)	—	—	—	—	—	—	—	—	—	—	—	—
	Muslim Minority (Out of Total)	15	25	—	—	—	1	—	—	—	—	15	26
	Other Minority (Out of Total)	—	—	—	—	—	—	—	—	—	—	—	—
4	Total	21	23	—	—	—	—	—	—	—	—	21	23
	PWD(Out of Total)	—	—	—	—	—	—	—	—	—	—	—	—
	Muslim Minority (Out of Total)	21	23	—	—	—	—	—	—	—	—	21	23
	Other Minority (Out of Total)	—	—	—	—	—	—	—	—	—	—	—	—
	Ph.D. Doctor of Philosophy Business Administration												
3	Total	2	2	—	—	—	—	—	—	—	—	2	2
	PWD(Out of Total)	—	—	—	—	—	—	—	—	—	—	—	—
	Muslim Minority (Out of Total)	2	2	—	—	—	—	—	—	—	—	2	2
	Other Minority (Out of Total)	—	—	—	—	—	—	—	—	—	—	—	—
	Ph.D. Doctor of Philosophy (English)												
3	Total	2	3	—	—	—	—	—	—	—	—	2	3
	PWD(Out of Total)	—	—	—	—	—	—	—	—	—	—	—	—
	Muslim Minority (Out of Total)	2	3	—	—	—	—	—	—	—	—	2	3
	Other Minority (Out of Total)	—	—	—	—	—	—	—	—	—	—	—	—
	Ph.D. Doctor of Philosophy (Education)												
3	Total	1	—	—	—	—	—	—	—	—	—	1	—
	PWD(Out of Total)	—	—	—	—	—	—	—	—	—	—	—	—
	Muslim Minority (Out of Total)	1	—	—	—	—	—	—	—	—	—	1	—
	Other Minority (Out of Total)	—	—	—	—	—	—	—	—	—	—	—	—
	Ph.D. Doctor of Philosophy (Mathematics)												
3	Total	1	1	—	—	—	—	—	—	—	—	1	1
	PWD(Out of Total)	—	—	—	—	—	—	—	—	—	—	—	—
	Muslim Minority (Out of Total)	1	1	—	—	—	—	—	—	—	—	1	1
	Other Minority (Out of Total)	—	—	—	—	—	—	—	—	—	—	—	—
	Ph.D. Doctor of Philosophy (Computer Science)												
	Total	1	1	—	—	—	—	—	—	—	—	1	1
	PWD(Out of Total)	—	—	—	—	—	—	—	—	—	—	—	—
	Muslim Minority (Out of Total)	1	1	—	—	—	—	—	—	—	—	1	1
	Other Minority (Out of Total)	—	—	—	—	—	—	—	—	—	—	—	—

Total Number of Male Students Enrolled in the Department :

404

Total Number of Female Students Enrolled in the Department :

580

Total Number of Students Enrolled in the Department :

984

Table 4.0 – Consolidated Gender-Wise enrolment details in Main and Satellite Campuses 2023-24

S. No.	Campus/s	Male	Female	Total
1	Main Campus (Regular)	2462	3497	5959
2	Main Campus (CDOE*)	2069	4554	6623
3	Main Campus (DLL*)	0000	0539	0539
4	Zakura Campus	0551	0241	0792
5	North Campus	0341	0250	0591
6	South Campus	0404	0580	0984
Total Enrolment in Main & Satellite Campuses		5827	9661	15488

(*CDOE:-Centre for Distance & Online Education)

(*DLL: - Directorate of Life Long Learning)

Table 4.1 – Consolidated Categories Wise figure of student enrolment

Category Name	Male	Female	Total
General	4759	8559	12779
OBC	0847	0872	01719
ST	0172	0170	00342
EWS	0035	0034	00069
SC	0014	0026	00040
Grand Total	5827	9661	15488

**Table 4.2 –Consolidated category wise break up of student enrolment in
Main & Satellite Campuses**

Campus/s	Category	Male	Female	Total
Main (Regular)	General	1958	3001	4959
	OBC	0414	0408	0822
	ST	0065	0066	0131
	SC	0002	0003	0005
	EWS	0023	0019	0042
	Total Regular	2462	3497	5959
Main (CDOE*)	General	1578	3999	5577
	OBC	0375	0434	0809
	ST	0098	0093	0191
	SC	0009	0013	0022
	EWS	0009	0015	0024
	Total CDOE	2069	4554	6623
Main (DLL*)	General	000	539	539
Zakura	General	509	225	734
	OBC	039	015	054
	ST	001	000	001
	SC	000	001	001
	EWS	002	000	002
	Total Zakura	551	241	792
South	General	392	548	940
	OBC	004	012	016
	ST	005	011	016
	SC	003	009	012
	EWS	000	000	000
	Total South	404	580	984
North	General	322	247	569
	OBC	015	003	018
	ST	003	000	003
	SC	000	000	000
	EWS	001	000	001
	Total North	341	250	591
Grand Total		5827	9661	15488

(* OBC: various categories like RBA, SN, ALC, Sports, NCC, PH, OSJ, WUP, CDP)

(*CDOE:-Centre for Distance & Online Education)

(*DLL: - Directorate of Life Long Learning)



Table 4.3 – Consolidated School wise category break up of Student enrolment at Main Campuses

Schools	Category	Male	Female	Total
Applied Science & Technology	General	211	255	466
	OBC	040	023	063
	ST	006	004	010
	SC	002	001	003
	EWS	002	000	002
	Total	261	283	544
Arts, Languages & Literature	General	213	546	759
	OBC	022	043	065
	ST	002	004	006
	SC	000	000	000
	EWS	001	002	003
	Total	238	595	833
Biological Science	General	114	320	434
	OBC	036	059	095
	ST	002	007	009
	SC	000	000	000
	EWS	005	000	005
	Total	157	386	543
Business Studies	General	382	341	723
	OBC	066	037	103
	ST	008	007	015
	SC	000	000	000
	EWS	001	001	002
	Total	457	386	843
Earth & Environmental Science	General	107	131	238
	OBC	038	025	063
	ST	002	004	006
	SC	000	000	000
	EWS	000	003	003
	Total	147	163	310
Educational & Behavioural Science	General	100	429	529
	OBC	025	042	067
	ST	004	009	013
	SC	000	000	000
	EWS	002	001	003
	Total	131	481	612
Law	General	287	271	558
	OBC	069	058	127
	ST	024	009	033
	SC	000	002	002
	EWS	004	006	010
	Total	384	346	730

Physical & Mathematical Science	General	240	167	407
	OBC	052	035	087
	ST	004	006	010
	SC	000	000	000
	EWS	004	001	005
	Total	300	209	509
Social Science	General	304	541	845
	OBC	066	086	152
	ST	013	016	029
	SC	000	000	000
	EWS	004	005	009
	Total	387	648	1035
Grand Total		2462	3497	5959

Table 4.4 - Consolidated School wise Male Female Enrolment in Main and Satellite Campuses

S. No.	Campus	School	Male	Female	Total
1	Main	Applied Science & Technology	261	283	544
2		Arts, Languages & Literature	238	595	833
3		Biological Science	157	386	543
4		Business Studies	457	386	843
5		Earth & Environmental Science	147	163	210
6		Educational & Behavioural Science	131	481	612
7		Law	384	346	730
8		Physical & Mathematical Science	300	209	509
9		Social Science	387	648	1035
Total			2462	3497	5959
10	Centre for Distance & Online Education (CDOE)		2069	4554	6623
11	Directorate of Lifelong Learning (DLL)		0000	0539	0539
1	Zakura	B. Tech. Mechanical Engineering	102	019	121
2		B. Tech. Electronics & Communication	135	075	210
3		B. Tech. Electrical Engineering	115	054	169
4		B. Tech. Civil Engineering	182	071	253
5		M. Tech. Electrical Engineering	008	012	020
6		M. Tech. Electronics & Communication	003	003	006
7		M. Tech. Mechanical Engineering	006	007	013
Total			551	241	792
1	North	M. A English	011	030	041
2		M.C.A.	047	023	070
3		B.Tech Computer Engineering	187	060	247
4		I.M.B.A.	071	072	143
5		M.Ed. Masters of Education	009	045	054
6		M.Tech.	002	003	005
7		Integrated B.Sc / M.Sc Botany	001	009	010



8		P.hD.	013	008	021
Total			341	250	591
1	South	M.B.A.	035	016	051
2		M.A. English	010	048	058
3		M.A. Education	021	104	125
4		M.sc Mathematics	065	020	085
5		M.Ed. Masters of Education	006	014	020
6		M.C.A.	053	021	074
7		M.A. Urdu	013	069	082
8		B.Sc. Nursing	082	107	189
9		B.Ed. Bachelor Of Education	005	033	038
10		B.M.L.T. Bachelor in Medical Lab Technology	026	018	044
11		B.Sc. Bachelor in Physician Assistant and Emergency & Trauma Care Management	081	123	204
12		P.hD.	007	007	014
Total			404	580	984
GRAND TOTAL MAIN & SATELLITE CAMPUSES			5827	9661	15488

Table 5.0 - Number of Scholars Registered /Awarded for Ph.D.

		Registered in 2023-24			Awarded in 2023-24			Total under supervision		
		Male	Female	Total	Male	Female	Total	Male	Female	Total
Arabic	Ph.D.	1	-	1	0	1	1	7	1	8
Bio-Chemistry	Ph.D.	-	-	-	1	1	2	4	8	12
Bio-Resources	Ph.D.	1	2	3	0	1	1	2	5	7
Bio-Technology	Ph.D.	-	2	2	3	2	5	8	10	18
Botany	Ph.D.	5	1	6	4	5	9	36	27	63
Center of Research for Development (CORD)	Ph.D.	-	-	-	-	-	-	6	3	9
Centre for Interdisciplinary Research Innovations	Ph.D.	-	-	-	-	-	-	2	-	2
Centre of Central Asian Studies (CCAS)	Ph.D.	4	2	6	2	1	3	11	11	22
Chemistry	Ph.D.	1	4	5	1	3	4	18	7	25
Clinical Bio-Chemistry	Ph.D.	1	2	3	1	-	1	7	2	9
Commerce	Ph.D.	3	10	13	5	3	8	13	5	18
Computer Sciences	Ph.D.	2	6	8	6	4	10	5	8	13
Distance Education	Ph.D.	2	8	10	-	-	-	4	8	12
Directorate of IT&SS	Ph.D.	-	-	-	-	-	-	3	-	3
Earth Sciences	Ph.D.	2	-	2	0	2	2	9	-	9
Economics	Ph.D.	1	-	1	1	-	1	6	-	6
Education	Ph.D.	1	1	2	10	2	12	7	16	23
Electronics & Instrumentation Technology	Ph.D.	4	5	9	1	1	2	3	6	9
English	Ph.D.	1	1	2	2	3	5	1	2	3
Environmental Science	Ph.D.	-	-	-	1	4	5	5	4	9
Food Science & Technology	Ph.D.	5	4	9	-	3	3	6	2	8
Geography & Regional Development	Ph.D.	1	5	6	2	1	3	8	7	15
Hindi	Ph.D.	-	-	-	3	1	4	-	6	6
History	Ph.D.	15	2	17	1	2	3	4	-	4
Home Science	Ph.D.	-	8	8	0	9	9	-	3	3
Institute of Kashmir Studies	Ph.D.	2	-	2	-	-	-	3	1	4
Kashmiri	Ph.D.	4	2	6	-	-	-	1	-	1
Law	Ph.D.	4	3	7	-	1	1	4	3	7
Library & Information	Ph.D.	3	5	8	2	3	5	6	3	9



		Registered in 2023-24			Awarded in 2023-24			Total under supervision		
		Male	Female	Total	Male	Female	Total	Male	Female	Total
Science										
Linguistics	Ph.D.	-	-	-	-	3	3	4	-	4
Mathematics	Ph.D.	-	2	2	-	4	4	6	-	6
Media Education and Research Centre (MERC)	Ph.D.	1	1	2	-	5	5	6	5	11
Nanotechnology	Ph.D.	4	5	9	-	-	-	7	1	8
North Campus Computer Science	Ph.D.	1	-	1				1	1	2
North Campus Computer Science and Engineering	Ph.D.	2	-	2				-	-	-
North Campus Computer English	Ph.D.	1	4	5				-	-	-
North Campus Management Studies	Ph.D.	1	1	2				-	-	-
Persian	Ph.D.	1	1	2	1	3	4	7	1	8
Pharmaceutical Sciences	Ph.D.	-	-	-	1	1	2	5	21	26
Physics	Ph.D.	2	-	2	2	-	2	6	4	10
Political Science	Ph.D.	1	-	1	7	2	9	8	2	10
Psychology	Ph.D.	4	-	4	-	2	2	3	8	11
Sanskrit	Ph.D.	2	1	3	1	1	2	1	2	3
Shah-I-Hamdan Institute of Islamic Studies	Ph.D.	-	-	-	5	2	7	4	-	4
Social Work	Ph.D.	1	4	5	1	2	3	4	4	8
Sociology	Ph.D.	4	1	5	1	2	3	13	6	19
South Campus English	Ph.D.	-	4	4						
South Campus Management Studies	Ph.D.	1	2	3				-	3	3
South Campus Mathematics		-	-	-				4	-	4
Statistics	Ph.D.	-	2	2	1	1	2	2	1	3
Management Studies	Ph.D.	-	-	-	7	9	16	20	13	33
Tourism, Hospitality and Leisure Studies	Ph.D.	-	-	-				4	-	4
Urdu	Ph.D.	-	-	-	2	-	2	5	4	9
Zoology	Ph.D.	2	1	3	6	7	13	28	33	61
IoT Zakura	Ph.D.	-	-	-				1	1	2
	Total	91	102	193	81	97	178	328	258	586

Table 6.0 - Examination Results (Main Campus)**Result Statistics of PG Regular and Distance courses**

Course Code	Course Name	Category	Male Appeared	Female Appeared	Male Passed	Female Passed	Total Appeared	Total Passed	Total CGPA >6
MAAR	Master of Arts (Arabic)	General	15	41	15	41	56	56	56
		OBC	02	06	02	05	08	07	07
Total			17	47	17	46	64	63	63
MAEC	Master of Arts (Economics)	General	20	38	14	33	58	47	46
		OBC	08	07	04	05	15	09	09
Total			28	45	18	38	73	56	55
MAAP	Master of Arts (Anthropology)	General	04	11	04	11	15	15	15
		OBC	00	01	00	01	01	01	01
Total			04	12	04	12	16	16	16
MAED	Master of Arts (Education)	General	28	102	28	100	130	128	128
		ST	00	02	00	01	02	01	01
		OBC	04	16	04	16	20	20	20
Total			32	120	32	117	152	149	149
MAGE	Master of arts (English)	General	30	96	28	93	126	121	102
		SC	00	01	00	01	01	01	00
		OBC	04	08	02	07	12	09	07
Total			34	105	30	101	139	131	109
MAGG	M.A/M.SC Geography	General	13	15	13	15	28	28	28
		OBC	03	04	03	04	07	07	07
Total			16	19	16	19	35	35	35
MAGS	Master of Arts in Gender Studies	General	02	11	02	10	13	12	12
		ST	00	01	00	01	01	01	01
		OBC	00	02	00	01	02	01	01
Total			02	14	02	12	16	14	14
MAHI	Master of Arts (Hindi)	General	01	09	01	09	10	10	10
		OBC	00	03	00	03	03	03	03
Total			01	12	01	12	13	13	13
MAHS	Master of Arts(History)	General	57	56	51	49	113	100	99
		ST	01	01	01	00	02	01	01
		OBC	09	07	07	06	16	13	13
Total			67	64	59	55	131	114	113
MAIS	Master of Arts (Islamic Studies)	General	17	36	15	35	53	50	50
		OBC	02	05	02	04	7	06	06
Total			19	41	17	39	60	56	56
MAKR	Master of Arts(Kashmiri)	General	14	47	13	47	61	60	60
		ST	00	01	00	01	01	01	01
		OBC	02	05	02	05	07	07	07
Total			16	53	15	53	69	68	68
MALN	Master of Arts(Linguistic)	OM	02	20	01	18	22	19	19
Total			02	20	01	18	22	19	19
MAMA	M.A / M.SC (Mathematics)	General	66	54	38	39	120	77	74
		ST	02	00	01	00	02	01	01
		OBC	13	07	08	02	20	10	10
Total			81	61	47	41	142	88	85



Course Code	Course Name	Category	Male Appeared	Female Appeared	Male Passed	Female Passed	Total Appeared	Total Passed	Total CGPA >6
MAMCJ	M.A. in Mass Communication and Journalism	General	11	13	11	13	24	24	24
		OBC	01	03	01	03	04	04	04
Total			12	16	12	16	28	28	28
MAPR	Master of Arts(Persian)	General	09	30	09	30	39	39	39
Total			09	30	09	30	39	39	39
MAPS	Master of arts (Political Science)	General	36	31	34	31	67	65	65
		ST	01	00	01	00	01	01	01
		OBC	08	05	08	05	13	13	13
Total			45	36	43	36	81	79	79
MASO	Master of Arts (Sociology)	General	07	34	07	34	41	41	41
		ST	00	01	00	01	01	01	01
		OBC	04	08	04	07	12	11	11
Total			11	43	11	42	54	53	53
MASW	Master of Arts (Social Work)	General	09	22	09	22	31	31	31
		ST	00	01	00	01	01	01	01
		OBC	02	05	02	05	07	07	07
Total			11	28	11	28	39	39	39
MAUR	Master of Arts(Urdu)	OM	30	76	29	75	106	104	104
		ST	00	01	00	01	01	01	01
		OBC	06	17	06	17	23	23	23
Total			36	94	35	93	130	128	128
MBA	Master of Business Administration	General	55	53	50	53	108	103	103
		ST	01	00	01	00	01	01	01
		OBC	07	05	06	04	12	10	10
Total			63	58	57	57	121	114	114
MCOM	Master of Commerce	General	50	42	32	31	92	63	62
		ST	02	00	02	00	02	02	02
		OBC	10	08	09	07	18	16	15
Total			62	50	43	38	112	81	79
MCA	Master of Computer Application	General	70	68	54	60	138	114	114
		ST	01	01	01	01	02	02	02
		OBC	10	08	09	07	18	16	16
Total			81	77	64	68	158	132	132
MED	M.ED Master of Education	General	14	85	14	74	99	88	88
		ST	01	00	00	00	01	00	00
		OBC	02	17	01	15	19	16	16
Total			17	102	15	89	119	104	104
MBA FM	Master of Business Administration(Financial Management)	General	12	06	12	05	18	17	17
		OBC	04	02	02	02	06	04	04
Total			16	08	14	07	24	21	21
MLIS	Master of Science (Library & Information Science)	General	10	20	10	18	30	28	28
		ST	00	01	00	01	01	01	01
		OBC	02	05	01	05	07	06	06
Total			12	26	11	24	38	35	35
MPED	Master of Physical Education	General	17	03	17	03	20	20	20
		OBC	04	00	04	00	04	04	04

Course Code	Course Name	Category	Male Appeared	Female Appeared	Male Passed	Female Passed	Total Appeared	Total Passed	Total CGPA >6
Total			21	03	21	03	24	24	24
MSBC	Master of Science (Biochemistry)	General	07	20	07	20	27	27	27
		ST	00	01	00	01	01	01	01
		OBC	01	05	01	05	06	06	06
Total			08	26	08	26	34	34	34
MSBO	Master of Science(Botany)	General	19	25	19	25	44	44	44
		ST	00	01	00	01	01	01	01
		OBC	02	05	02	05	07	07	07
Total			21	31	21	31	52	52	52
MSBR	Master of Science (Bio resources)	General	03	14	03	14	17	17	17
		ST	00	03	00	03	03	03	03
Total			03	17	03	17	20	20	20
MSBT	Master of Science(Biotechnology)	General	05	04	05	04	09	09	09
		ST	01	01	01	01	02	02	01
Total			06	05	06	05	11	11	11
MSCBC	Master of science (Clinical biochemistry)	General	11	15	11	14	26	25	25
		ST	00	01	00	01	01	01	01
		OBC	02	04	01	04	06	05	05
Total			13	20	12	19	33	31	31
MSCH	Master of science(chemistry)	General	27	20	23	20	47	43	43
		ST	02	00	02	00	02	02	02
		OBC	07	04	05	03	11	08	08
Total			36	24	30	23	60	53	53
MSCIT	Master of Information Technology	General	17	18	11	16	35	27	27
		OBC	02	03	02	03	05	05	05
Total			19	21	13	19	40	32	32
MSDM	Master of Disaster Management	General	07	05	07	05	12	12	12
		OBC	02	01	02	01	03	03	03
Total			09	06	09	06	15	15	15
MSELX	Master of Science (Electronics)	General	07	03	03	03	10	06	06
		OBC	02	00	02	00	02	02	02
Total			09	03	05	03	12	08	08
MSES	Master of Science (Environmental Science)	General	09	11	08	11	20	19	19
		ST	00	01	00	01	01	01	01
		OBC	02	03	02	03	05	05	05
Total			11	15	10	15	26	25	25
MSFST	Master of science (Food Science & Technology)	General	03	12	03	12	15	15	15
		OBC	00	03	00	03	03	03	03
Total			03	15	03	15	18	18	18
MSGI	Master of Science (Geo informatics)	General	08	03	08	03	11	11	10
Total			08	03	08	03	11	11	10
MSGO	Master of Science(Applied Geology)	General	09	11	09	11	20	20	20
		OBC	01	03	01	03	04	04	04
Total			10	14	10	14	24	24	24
MSHSCDC LN	Dietetics & Clinical Nutrition	General	00	09	00	08	09	08	08
		OBC	00	01	00	01	01	01	01
Total			00	10	00	09	10	09	09



Course Code	Course Name	Category	Male Appeared	Female Appeared	Male Passed	Female Passed	Total Appeared	Total Passed	Total CGPA >6
MSHSCEC	Extension & communication	General	00	10	00	08	10	08	08
		OBC	00	02	00	02	02	02	02
		Total		00	12	00	10	12	10
MSHSFSCN	Food Science & Nutrition	General	00	08	00	06	08	06	06
		OBC	00	01	00	01	01	01	01
		Total		00	09	00	07	09	07
MSHSHD	Human Development	General	00	03	00	00	03	00	00
		OBC	00	01	00	01	01	01	01
		Total		00	04	00	01	04	01
MSMB	Master of Science in Microbiology	General	04	06	04	06	10	10	10
		OBC	00	02	00	02	02	02	02
		Total		04	08	04	08	12	12
MSNT	Master of Science in Nanotechnology	OM	04	05	04	05	09	09	09
		OBC	01	00	01	00	01	01	01
		Total		05	05	05	05	10	10
MSPH	Master of Science(Physics)	General	31	20	24	17	51	41	40
		ST	02	00	02	00	02	02	02
		OBC	07	03	06	02	10	08	08
Total		40	23	32	19	63	51	50	
MSST	Master of Science (Statistics)	General	17	18	16	18	35	34	34
		OBC	03	04	01	04	07	05	05
		Total		20	22	17	22	42	39
MSZO	Master of Science (Zoology)	General	24	32	24	32	56	56	56
		ST	00	01	00	01	01	01	01
		OBC	03	10	03	10	13	13	13
Total		27	43	27	43	70	70	70	
MTECHES	Master of Technology in embedded systems & Solutions	General	11	14	10	14	25	24	24
		OBC	00	01	00	01	01	01	01
		Total		11	15	10	15	26	25
MTHM	Master of Tourism & Travel Management	General	12	13	12	13	25	25	25
		OBC	04	03	02	03	07	05	05
		Total		16	16	14	16	32	30
Grand Total (Regular Main Campus)			994	1551	852	1445	2545	2297	2266

Course Code	Course Name	Category	Male Appeared	Female Appeared	Male Passed	Female Passed	Total Appeared	Total Passed	Total CGPA >6
PG (Distance Courses)									
MAEC	Master of Arts(Economics)	General	19	20	03	06	39	09	05
		OBC	00	01	00	00	01	00	00
Total			19	21	03	06	40	09	05
MAGE	Master of Arts(English)	OM	01	13	00	02	14	02	02
		OBC	00	01	00	01	01	01	01
Total			01	14	00	03	15	03	03
MAMA	M.A / M.Sc. (Mathematics)	General	47	45	01	02	92	03	03
		OBC	14	12	00	00	26	00	00
Total			61	57	01	02	118	03	03
MAUR	Master of Arts(Urdu)	General	56	146	18	52	202	70	61
		OBC	02	04	01	02	06	03	01
Total			58	150	19	54	208	73	63
MCOM	Master of Commerce	General	46	97	05	36	143	41	41
		OBC	02	04	00	02	06	02	01
Total			48	101	05	38	149	43	42
MAED	Master of Arts (Education)	General	44	154	17	71	198	88	87
		OBC	01	05	00	02	06	02	02
Total			45	159	17	73	204	90	89
MAIS	Master of Arts (Islamic Studies)	General	12	15	10	06	27	16	14
		OBC	02	04	00	01	06	01	00
		ST	01	01	01	00	02	01	00
Total			15	20	11	07	35	18	14
B.Ed	Bacheor in Education	General	1112	981	965	837	2093	1802	1801
		OBC	108	84	88	68	192	156	156
		SC	09	08	07	05	17	12	12
		ST	23	19	16	12	42	28	28
Total			1252	1092	1076	922	2344	1998	1997
Grand Total			1499	1614	1132	1105	3113	2237	2216

Table 6.1 - Examination Results (Zakura Campus)
REGULAR MODE:-

Programme	Discipline / Subject	Students Appeared in Final Year		Total Number of Students Passed / Awarded Degree		Students Passed with 60% or above	
		Male	Female	Male	Female	Male	Female
B. Tech.-Bachelor of Technology	Mechanical Engineering	49	12	29	11	27	11
B. Tech.-Bachelor of Technology	Electronics & Communication	42	17	35	17	34	17
B.Tech.-Bachelor of Technology	Electrical	42	18	39	17	35	17
Total		133	47	103	45	96	45

Total Number of Students Appeared in Final Year Examination:- 180

Total Number of Students Passed / Awarded Degree in Regular Mode:- 148

Total Number of Male Passed / Awarded Degree in Regular Mode:- 103

Total Number of Female Passed / Awarded Degree in Regular Mode:- 045

Table 6.2- Examination Results (North Campus)
REGULAR MODE:-

Programme	Discipline / Subject	Students Appeared in Final Year		Students Passed / Awarded Degree		Students Passed with 60% or above	
		Male	Female	Male	Female	Male	Female
M.C.A. Master of Computer Applications	Computer Application	20	17	09	11	08	10
B.Tech. Bachelor of Technology	Computer Engineering	41	10	31	10	29	10
M.B.A. Master of Business Administration	Business Administration	18	16	15	11	14	10
M.Ed. Master Of Education	Education	08	23	06	23	05	21
M.A.English	English	02	14	02	13	02	12
Total		89	80	63	68	58	63

Total Number of Students Appeared in Final Year Examination:- 169

Total Number of Male Passed / Awarded Degree in Regular Mode:- 063

Total Number of Female Passed / Awarded Degree in Regular Mode:- 068

Total Number of Students Passed / Awarded Degree in Regular Mode:- 131

Table 6.3 - Examination Results (South Campus)

REGULAR MODE:-

Programme	Discipline / Subject	Students Appeared in Final Year		Students Passed / Awarded Degree		Number of Students Passed with 60% or above	
		Male	Female	Male	Female	Male	Female
M.B.A.	Business Administration	22	12	21	12	20	11
M.Sc. Master of Science	Mathematics	28	22	28	21	27	20
M.Ed. Master of Education	Education	06	36	06	34	05	33
M.C.A.	Computer Application	28	10	28	10	26	10
M.A. Master of Arts	Urdu	05	35	05	34	03	32
M.A. Master of Arts	Education	06	56	06	56	05	53
M. A. Master of Arts	English	05	14	05	14	05	14
B.Sc. Nursing	Nursing	28	20	28	20	26	19
Total		128	205	127	201	117	192

Total Number of Students Appeared in Final Year Examination:- 333

Total Number of Students Passed / Awarded Degree in Regular Mode:- 328

Total Number of Male Passed / Awarded Degree in Regular Mode:- 127

Total Number of Female Passed / Awarded Degree in Regular Mode:- 201

Table 6.4 – Consolidated Examination Details in Main and Satellite Campuses

S. No.	Campus/s	Appeared		Passing		60% or Above	
		Male	Female	Male	Female	Male	Female
1	Main Campus (Regular)	0994	1551	0852	1445	0840	1426
2	Main Campus (CDOE*)	1499	1614	1132	1105	1124	1092
3	Zakura Campus	0133	0047	0103	0045	0096	0045
4	North Campus	0089	0080	0063	0068	0058	0063
5	South Campus	0128	0205	0127	0201	0117	0192
Examination Details in Main and Satellite Campuses		2843	3497	2277	2864	2235	2818
TOTAL		6339 (Appeared)		5141 (Passed)		5053(60% or Above)	

Table 7.0- Scholarships and Fellowships (Main Campus)

Scholarships (Main Campus)

Category	Number of Students Receiving Govt. Scholarships through (NSP)										Remarks
	General Category		EWS		Scheduled Tribe (ST)		Other Backward Classes (OBC)		Total		
	Male	Female	Male	Female	Male	Female	Male	Female	Male	Female	
Total	452	473	11	12	17	21	12	10	481	504	
PWD(out of Total)	–	–	–	–	–	–	–	–	–	–	
Muslim Minority (Out of Total)	451	472	11	12	14	16	12	10	477	498	
Other Minority (Out of Total)	1	1	–	–	3	5	–	–	4	6	

Fellowship (Main Campus)

Category	Number of Students Receiving Govt. Scholarships										Remarks
	General Category		EWS		Scheduled Tribe (ST)		Other Backward Classes (OBC)		Total		
	Male	Female	Male	Female	Male	Female	Male	Female	Male	Female	
Total	443	552	—	—	—	—	—	—	443	552	
PWD(out of Total)	--	--	—	—	—	—	—	—	--	--	
Muslim Minority (Out of Total)	443	550	—	—	—	—	—	—	443	550	
Other Minority (Out of Total)	--	2	—	—	—	—	—	—	--	2	

Table 7.1 – Scholarships (Zakura Campus)

Category	Number of Students Receiving Govt. Scholarships												Remarks
	General Category		EWS		Scheduled Caste (SC)		Scheduled Tribe (ST)		Other Backward Classes (OBC)		Total		
	Male	Female	Male	Female	Male	Female	Male	Female	Male	Female	Male	Female	
Total	55	55	—	—	—	—	—	—	2	—	57	55	
PWD(out of Total)	—	—	—	—	—	—	—	—	—	—	—	—	
Muslim Minority (Out of Total)	55	55	—	—	—	—	—	—	2	—	57	55	
Other Minority (Out of Total)	—	—	—	—	—	—	—	—	—	—	—	—	

Table 7.2 – Scholarships (North Campus)

Category	Number of Students Receiving Govt. Scholarships												Remarks
	General Category		EWS		Scheduled Caste (SC)		Scheduled Tribe (ST)		Other Backward Classes (OBC)		Total		
	Male	Female	Male	Female	Male	Female	Male	Female	Male	Female	Male	Female	
Total	5	1	–	–	–	–	–	–	–	–	5	1	
PWD (out of Total)	–	–	–	–	–	–	–	–	–	–	–	–	
Muslim Minority (Out of Total)	5	1	–	–	–	–	–	–	–	–	5	1	
Other Minority (Out of Total)	–	–	–	–	–	–	–	–	–	–	–	–	

Table 7.3- Scholarships (South Campus)

Category	Number of Total Students Receiving Govt. Scholarship										Remark
	General Category		Scheduled Caste (SC)		Scheduled Tribe (ST)		OBC		Total		
	M	F	M	F	M	F	M	F	M	F	
Total	03	07	–	–	–	03	–	–	03	10	
PWD (Out of Total)	–	–	–	–	–	–	–	–	–	–	
Muslim Minority (Out of Total)	03	07	–	–	–	03	–	–	03	10	
Other Minority (Out of Total)	–	–	–	–	–	–	–	–	–	–	

Fellowship (South Campus)

Category	Number of Students Receiving Govt. Fellowship										Remarks
	General Category		EWS		Scheduled Tribe (ST)		Other Backward Classes (OBC)		Total		
	Male	Female	Male	Female	Male	Female	Male	Female	Male	Female	
Total	4	4	–	–	–	–	–	–	4	4	
PWD(out of Total)	--	--	–	–	–	–	–	–	--	--	
Muslim Minority (Out of Total)	4	3	–	–	–	–	–	–	4	3	
Other Minority (Out of Total)	--	1	–	–	–	–	–	–	--	1	

Table 7.4 – Consolidated Govt. Scholarships / Fellowships in Main and Satellite Campuses

S. No.	Campus/s	No. of Students receiving Govt Scholarships		Total	No. of Students receiving Govt Fellowships		Total
		Male	Female		Male	Female	
1	Main Campus	481	504	985	443	552	995
2	Zakura Campus	057	055	112	XXX	XXX	XXX
3	North Campus	005	001	006	XXX	XXX	XXX
4	South Campus	003	010	013	004	004	008
TOTAL		546	570	1116	447	556	1003

Table 7.5 –Major Scholarships / Student aid fund provided to the students

S. No.	Department	Type	Amount	Number
1.	Bio-Chemistry	PG merit scholarship	Rs.12,000.00	2
2.	Bio-Chemistry	University Research fellowship	Rs.10,000.00	6
3.	Bio-Chemistry	JRF and SRF	Rs.4,32,000.00	13
4.	Bio-Resources	Ph.D. merit Scholarship	Rs.10,000.00	5
5.	Bio-Resources	ICMR SRF	Rs.40,000.00	1
6.	Bio-Resources	MANUU SRF	Rs.40,000.00	1
7.	Bio-Technology	DBT studentship	Rs.5,000.00	35
8.	Center of Research for Development (CORD)	Departmental fellowship	Rs.10,000.00	4
9.	Center of Research for Development (CORD)	ICMR,CSIR,DBT,MANF	Rs.4,95,600.00	11
10.	Centre for Career Planning and Counselling	IAS/KAS Coaching programme enrolled in this centre through PARVAZ Scheme of mission Youth, J&K	Rs.89,000.00	94
11.	Centre of Central Asian Studies (CCAS)	PhD Scholarship from University of Kashmir	Rs.1,20,000.00	15
12.	Chemistry	Post-Graduate Merit Scholarship	Rs.12,000.00	2
13.	Chemistry	Merit Scholarship	Rs.12,000.00	2
14.	Chemistry	University Fellowship for Research Scholars	Rs.1,20,000.00	10
15.	Clinical Bio-Chemistry	UGC-CSIR (JRF) Fellowship	Rs.35,000.00	3
16.	Clinical Bio-Chemistry	UGC-MANF fellowship	Rs.35,000.00	1
17.	Clinical Bio-Chemistry	RS-Fellowship of Kashmir University	Rs.10,000.00	6
18.	Computer Sciences	University Research Scholarship	Rs.1,20,000.00	6
19.	Computer Sciences	UGC-JRF	Rs.5,23,920.00	2
20.	Computer Sciences	DST-INSPIRE SRF	Rs.5,94,720.00	1

21.	Computer Sciences	UGC-MANF SRF	Rs.5,94,720.00	2
22.	Computer Sciences	UGC-MANF JRF	Rs.4,20,000.00	1
23.	Computer Sciences	RUSA Project	Rs.2,40,000.00	1
24.	Directorate Of IT&SS	Entrance Merit Scholarship	Rs.24,000.00	2
25.	Educational Multimedia Research Centre	Not Applicable	Rs.0.00	0
26.	Electronics & Instrumentation Technology	Merit scholarship	Rs.18,000.00	3
27.	Electronics & Instrumentation Technology	NSP	Rs.20,000.00	20
28.	Electronics & Instrumentation Technology	JRF	Rs.38,000.00	13
29.	Electronics and Communication Engineering IOT Zakura	AICTE Merit cum Means Scholarship for B.Tech ECE	Rs.25,000.00	50
30.	Electronics and Communication Engineering IOT Zakura	KU Merit cum Means Scholarship for M.Tech ECE	Rs.20,000.00	4
31.	Environmental Science	PG Entrance Merit Scholarship	Rs.12,000.00	4
32.	Food Science & Technology	Merit Scholarship PG	Rs.12,000.00	2
33.	Food Science & Technology	Ph D Scholarship	Rs.1,20,000.00	6
34.	Food Science & Technology	Ph D Scholars	Rs.3,52,794.00	5
35.	Geography & Regional Development	Merit Scholarship	Rs.1,000.00	4
36.	Geography & Regional Development	Ph.D. Scholarship	Rs.10,000.00	3
37.	Home Science	University Research Scholarship	Rs.10,000.00	6
38.	Home Science	MANF	Rs.10,000.00	1
39.	Kashmiri	SAF	Rs.25,000.00	1
40.	Law	Fellowship from MANF for	Rs.47,000.00	4

		Minority Students, Ministry of Minority Affairs		
41.	Law	Fellowship from National Fellowship for Persons with disabilities, Ministry of Social Justice & Empowerment	Rs.57,000.00	1
42.	Law	Fellowship from University Grants Commission	Rs.42,000.00	3
43.	Law	University of Kashmir (Ph.D Scholarship)	Rs.1,20,000.00	6
44.	Linguistics	PhD Scholarship	Rs.1,20,000.00	7
45.	Linguistics	Students	Rs.6,000.00	4
46.	Linguistics	Ph.D. Scholarship	Rs.3,50,000.00	3
47.	Mathematics	Merit Scholarship	Rs.12,000.00	2
48.	Nanotechnology	D.BSc. Scholarships to PhD Scholars	Rs.10,000.00	4
49.	North Campus Computer Sciences & Engineering	Labour	Rs.1,00,000.00	2
50.	North Campus Computer Sciences & Engineering	Student Aid Corpus Fund	Rs.75,000.00	3
51.	North Campus Management Studies	University scholarship for scholars (@Rs 10,000 per month for each selected scholar)	Rs.1,20,000.00	1
52.	North Campus Management Studies	Student aid fund	Rs.20,000.00	3
53.	North Campus Management Studies	NSP (The department has access to the list of students who applied for NSP and whose forms have been verified. Please note that the department has no access to the list of students who have received the scholarship, or the amount received by each)	Rs.0.00	33
54.	Persian	SRF	Rs.41,000.00	3
55.	Persian	JRF	Rs.36,400.00	2

56.	Persian	Ph.D. Scholarship	Rs.10,000.00	4
57.	Physics	Departmental Fellowship	Rs.1,20,000.00	3
58.	Physics	JRF PROJECT ,INSPIRE,MAULANA AZAD	Rs.42,000.00	4
59.	Physics	DSK Postdoc fellowship	Rs.7,00,000.00	1
60.	Political Science	Students Aid Corps Fund	Rs.20,000.00	4
61.	Political Science	Merit Scholarship (Entrance Basis)	Rs.12,000.00	2
62.	Political Science	Toppers' Scholarship (Semester Examinations)	Rs.12,000.00	1
63.	Psychology	Merit Scholarship	Rs.50,000.00	2
64.	Psychology	ICSSR	Rs.5,00,000.00	1
65.	Sanskrit	University Ph.D. Scholarship	Rs.1,20,000.00	7
66.	South Campus Computer Sciences	South Campus Student Aid Fund	Rs.14,430.00	2
67.	South Campus Education	Student Aid Fund	Rs.14,400.00	4
68.	Statistics	Research Scholarship	Rs.1,20,000.00	6
69.	Statistics	PG Entrance Test Batch-2022 Merit Scholarship	Rs.12,000.00	2
70.	Statistics	PG Merit Scholarship for securing 1st and 2nd positions in III and IV semester Batch 2020	Rs.12,000.00	2
71.	Statistics	PG Merit Scholarship for securing 1st and 2nd positions in I and II semester Batch 2021	Rs.12,000.00	2
72.	Tourism, Hospitality and Leisure Studies	Students Aid Corpus Fund	Rs.20,000.00	1
73.	Tourism, Hospitality and Leisure Studies	Merit Scholarship	Rs.12,000.00	2
74.	Tourism, Hospitality and Leisure Studies	UGC-JRF	Rs.4,44,000.00	2
75.	Tourism, Hospitality and Leisure Studies	MANF Fellowship	Rs.4,44,000.00	1

76.	Urdu	Social Work Department, Govt of Jammu and Kashmir	Rs.5,000.00	30
77.	Urdu	Merit Scholarship University of Kashmir	Rs.3,000.00	2
78.	Women Studies Centre	labour form to SABA INBISATALI	Rs.15,000.00	1
79.	Zoology	Merit Scholarship for P. G. Students	Rs.24,000.00	2
80.	Zoology	Merit Scholarship for research Scholars	Rs.1,20,000.00	6
81.	Zoology	Research Fellowships (JRF/SRF)	Rs.4,38,960.00	37

Table 8.0 - Placement Details in Main and Satellite Campuses 2023-24

S. No.	Campus/s	No of Students Placed		Total
		Male	Female	
1	Main Campus	309	282	591
2	Zakura Campus	07	10	17
3	North Campus	12	04	16
4	South Campus	XXX	XXX	XXX
TOTAL		328	296	624

**Table 9.0 - Student accommodation / Hostel facilities in main and satellite campuses****Name of the Provost Boys Hostels:****Prof. Aijaz Ahmad Wani****Name of the Provost Girls Hostels:****Prof. Zahida Jabeen**

Hostel Name	Name of the warden	Intake Capacity	No of students residing
Main campus			
Meboob-ul-Alam (M.A.) ,Boys (P.G) Hostel	Dr. Younis Rashid (History)	196	196
Maulana Anwar Shah (M.A.K.),Boys (P.G) Hostel	Dr. Md Meraaj Ahmad (Sanskrit)	192	192
Gani Kashmiri Residential Coaching Hostel	Dr. Sheikh Javaid Ahmad (Electronics)	60	60
Habba Khatoon (H.K.) ,Girls (P.G) Hostel	Dr. Farzana Gulzar (Management)	186	186
Rabia Basri (R.B.),Girls (P.G) Hostel	Dr. Farzana Gulzar (Management)	168	168
Quarat ul Ain Haider Girls Hostel, Girls (P.G) Hostel	Dr. Saima Farhad (Social Work)	276	276
Bi Bi Aamina Girls Hostel, Girls (Scholars/P.G) Hostel	Dr. Asia Maqbool (Education)	161	161
Zakura Campus			
Gani Kashmiri (G.K.) Research Scholar INN, (Scholars) Hostel (Zakura Campus)	Dr. Altaf Ahmad (Zoology)	150	64
Sheikh ul Aalam(S.A) Zakura, Block – A Boys (P.G) Hostel	Dr. Sheikh Javaid Ahmad (Electronics)	222	222
Sheikh ul Aalam(S.A) Zakura Block- B, Boys (P.G) Hostel	Dr. Sheikh Javaid Ahmad (Electronics)	237	237
Syed Meerakh Shah UG Hostel (Zakura Campus)	Dr. Sheikh Javaid Ahmad (Electronics)	250	250
South Campus			
Boys Hostel I (South Campus)	Dr. Hilal Ahmad Khandey	32	32
Boys Hostel II (South Campus)	Dr. Irfana Rashid	60	60
North Campus			
North Campus Boys Hostel	Er. Khalid Hussain	92	92
North Campus Girls Hostel	Dr. Nazima Rasool	92	92
Kupwara Campus	-	-	-
Total		2374	2288

Table 9.1- List of teaching and non-teaching quarters in main and satellite campus

Main Campus		
S. No.	Category	Number of Quarters
1	Teaching	70
2	Non-Teaching	55
3	Departmental Building	54
4	Other Building	05
Mirzabagh Campus		
S. No.	Category	Number of Quarters
1	Teaching	46
2	Non-Teaching	42
NaseemBagh Campus		
S. No.	Category	Number of Quarters
1	Non-Teaching	33
2	Other Building (Hostels)	02
Zakura Campus		
S. No.	Category	Number of Quarters
1	Departmental Building	04
2	Other Building (Hostels)	04
North Campus		
S. No.	Category	Number of Quarters
1	Departmental Building	06
2	Other Building (Hostels)	02
3	Any Other:- <ul style="list-style-type: none"> Health Centre Directors Residence 	01 01
Kupwara Campus		
S. No.	Category	Number of Quarters
1	Departmental Building	01
2	Other Building (Hostels)	01
South Campus		
S. No.	Category	Number of Quarters
1	Departmental Building	05
2	Other Building (Hostels)	02
3	Any Other:- <ul style="list-style-type: none"> Health Centre Teaching Quarter Non-Teaching Quarter 	01 01 01
Jammu Sub Office		
S. No.	Category	Number of Quarters
1	Other Building (Mixed Use Building)	01

**Table 10.0 – Books / Equipments at Allama Iqbal Library**

S. No	Particular	Quantity
1.	Books	803781
2.	E-Books	4302
3.	Journals (Back volumes)	58225
4.	Manuscripts	432
5.	Rare & Out of Copyright Books books	7204
6.	Thesis & dissertations	5098
7.	Microfilms	215
8.	Digitized books	17500(approx.)
9.	Microfiche	15
10.	DVD/CD- Roms	545
11.	DAISY - Digital Talking Books	164 No's (CD's)
12.	Braille/talking book collection	545
13.	Servo Stabilizer	11
14.	Laptop	12
15.	UPS's	16
16.	Scanners/Barcode Scanners	24
17.	Tagging Station	05
18.	Card Printers	01
19.	Biometric Attendance Machine	02
20.	LCD Projectors	01
21.	Interactive Smart Screens	02
22.	Water Purifiers	04
23.	Notice Board/iron Notice stand	10
24.	Digital Signages	03
25.	LCD TV's	07
26.	RFID Self check Stations	02
27.	Elevator System	01
28.	Power Generators	02 (125KVA & 20 KVA)
29.	RFID Flap barriers	02
30.	Video-conferencing equipments	01
31.	IT Servers	03
32.	Electronic Slogan Board	01
33.	Projector Screens	01
34.	Computer chairs/Reading Table Chairs	730
35.	Computer Tables	35
36.	Plastic Chairs	151
37.	Reading Tables	101
38.	Security check station	01
39.	Sensor gate	01
40.	In House Server Room	01

Table 11.0- Student progression details during the year

Department	Job	Organisation	Student Number
Bio-Chemistry	PhD	University of Kashmir	4
Bio-Chemistry	PhD	University of Illinois	1
Bio-Technology	Ph.D	IMM, Lisbon, Portugal	1
Bio-Technology	Ph.D	University of Edinburgh, Scotland	1
Bio-Technology	Ph.D	IISER, Thiruvananthapuram	1
Bio-Technology	Ph.D	University of Helsinki, Finland	1
Center of Research for Development (CORD)	Ph.D	University of Kashmir	3
Center of Research for Development (CORD)	Ph.D	University of Delhi	1
Chemistry	Integrated PhD	Universite Paris Cite	1
Chemistry	PhD	IIT Mumbai	1
Chemistry	PhD	NIT Srinagar	1
Clinical Bio-Chemistry	PhD	Hunan University, Changsha, China	1
Clinical Bio-Chemistry	PDF	University of Texas, USA	1
Clinical Bio-Chemistry	PDF	Upsala University, Sweden	1
Earth Sciences	PhD	University of Kashmir	5
Electronics & Instrumentation Technology	Ph. D.	IIT Roorkee	1
Electronics & Instrumentation Technology	Ph. D.	University of Kashmir	1
Electronics & Instrumentation Technology	Ph. D.	University of Kashmir	1
Electronics & Instrumentation Technology	Ph. D.	NIT Srinagar	2
Electronics & Instrumentation Technology	Ph. D.	IIT Jammu	1
Electronics and Communication Engineering IOT Zakura	M.E.	Deakin University, Victoria, Australia	1
Electronics and Communication Engineering IOT Zakura	MCA	IUST, Awantipora, J&K, India	1
Electronics and Communication Engineering IOT Zakura	M.S.	Bauhaus Universität Weimar, Germany	1

Electronics and Communication Engineering IOT Zakura	M.Tech	NIT Srinagar	1
Electronics and Communication Engineering IOT Zakura	M.S.	Loyalist College, Toronto campus, Canada	1
Electronics and Communication Engineering IOT Zakura	M.S.	International Hellenic University, Greece (Europe)	1
Electronics and Communication Engineering IOT Zakura	PhD	NIT Srinagar	1
Food Science & Technology	Ph.D	University of Kashmir, Srinagar	4
Law	BACHELORS IN CIVIL LAW	OXFORD UNIVERSITY, LONDON	1
Linguistics	PhD Linguistics	University of Kashmir	8
Mathematics	PHD	NIT Srinagar	3
Mathematics	PHD	University of Kashmir	4
Mathematics	PDF	United Arab Emirates University	1
NorthCampus Management Studies	Ph.D.	University of Kashmir	1
Physics	JRF ON PROJECT	IIT JAMMU	1
Physics	PHD	HRI HARISH CHANDRA RESEARCH INSTITUTION	1
Physics	PDF	IUAC DELHI	1
Psychology	M.Phil Clinical Psychology	IMHANS	3
South Campus Computer Sciences	PhD	IIT Roorkee	1
South Campus Management Studies	Ph.D	Indian Institute of Management Jammu	1
South Campus Management Studies	PDF	Central university of Hyderabad	1
Statistics	Ph.D.	University of Kashmir, Srinagar	2
Urdu	Ph.D.	Centre for Sheikhu al-Islam Studies	2

Table 11.1 - Students participated in various sports activities organised by Directorate of Physical Education and Sports.

Events conducted by the Directorate during the year 2023-24									
S. No.	Name of the Event	Venue	Total participants		Participants from KU		Awards received by the students/ university	Awards received by the students/ Colleges affiliated with the university	Date of event
			M	F	M	F			
1	Inter-Deptt Road Race (Men/Women)	University Campus	40	30	40	30	1 st , 2 nd and 3 rd	Not Applicable	30-05-2023
2	Inter-Deptt Cycle Race (Men/Women)	University Campus	35	20	35	20	1 st , 2 nd and 3 rd	Not Applicable	31-05-2023
3	Inter Deptt Cricket (Men) 2023-24	University Campus	320	0	320	-	1 st , 2 nd and 3 rd	Not Applicable	20-06-23 to 03-08-23
4	International Yoga day	University Campus	150	50	150	50	1 st , 2 nd and 3 rd	Not Applicable	21-06-2023
5	Inter College Road Race (Men)	University Campus	100	-	-	10	Nil		12-07-2023
6	Inter College Road Race (Women)	University Campus		60	-	10	Nil		14-07-2023
7	Inter Deptt Volleyball Tournament (Men)	University Campus	180	180	-	-	1 st , 2 nd and 3 rd	Not Applicable	16-08-23 to 30-08-23
8	Inter Deptt Volleyball (Women)	University Campus		120	120		1 st , 2 nd and 3 rd	Not Applicable	16-08-23 to 30-08-23
9	Inter Deptt Hockey (Men)	University Campus	60	60	-	-	1 st , 2 nd and 3 rd	Not Applicable	28-08-23 to 08-09-23
10	Inter Deptt Hockey (Women)	University Campus		48	-	48	1 st , 2 nd and 3 rd	Not Applicable	04-09-23 to 08-09-23
11	Inter College Judo (Men/Women)	University Campus	50	20	4	4	2 nd	1 st and 3 rd	04-09-23 to 06-09-23
12	Inter Deptt Football Tournament (Men)	University Campus	300	-	16	-	1 st , 2 nd and 3 rd	Not Applicable	29-08-23 to 08-09-23
13	Inter College Cycling (Men)	University Campus	70	-	5	-	3 rd	1 st , 2 nd	12-09-2023
14	Inter College Cycling (Women)	University Campus		40	-	5	2 nd	1 st and 3 rd	13-09-2023
15	Inter Deptt Cric (Women)	University Campus		120	-	16	1 st , 2 nd and 3 rd	Not Applicable	12-09-23 to 19-09-23
16	Inter Deptt Table Tennis (Men/Women)	University Campus	40	40	40	40	1 st , 2 nd and 3 rd	Not Applicable	18-09-23 to 25-09-23



17	Inter College Cricket Tournament (Women)	University Campus		240	-	240	2 nd	1 st and 3 rd	20-09-23 to 20-10-23
18	Coaching Camp for Hockey students (Men/Women)	University Campus	20	20	20	20	NA	NA	18-09-23 to 06-10-23
19	Inter College Volleyball (Men)	University Campus	192		12		2 nd	1 st and 3 rd	19-09-23 to 04-10-23
20	Inter College Volleyball (Women)	University Campus		180		12	1 st	2 nd and 3 rd	13-10-23 to 17-10-23
21	Inter College Badminton (Women)	University Campus		30		4	2 nd		16-10-23 to 21-10-23
22	Hosted North zone Inter University Volleyball (Women under the Aegis of AIU)	University Campus		480		12	Na		30-10-23 to 01-11-23
23	Inter College Football Tournament (Men)	University Campus	320	-	16		Nil		13-11-23 to 22-12-23
24	Snow Skiing Course for both (boys and Girls)	Gulmarg	15	15	10	10	1 st , 2 nd and 3 rd		08-03-23 to 18-03-23
25	Inter College Snow Skiing Championship	Gulmarg	10	10	2	2	2 nd		18-03-23
26	Deputed University Cricket (Women) team for participation in North Zone Inter University Cricket Tournament (Women) 2023-24 held at H.P University Shimla.	H.P University Shimla	-	18	-	8	Nil		16-11-23 to 20-11-23
27	Deputed University Hockey (Men) team for participation in North Zone Inter University Hockey Tournament (Men) held at MBSPS University Patiala.	MBSPS University Patiala	16		5		Nil		29-11-23 to 03-12-23
28	Deputed University Badminton (Men) team for participation in North Zone Inter University Badminton Tournament (Men) 2023-24 held at Chitkara University Punjab.	Chitkara University Punjab.	8		2		Nil		22-11-23 to 25-11-23
29	Deputed University Badminton (Women) team for participation in North Zone Inter University Badminton Tournament (Women) 2023-24 held at Maharishi Markandeshwar Mullana Ambala Haryana.	Maharishi Markandeshwar Mullana Ambala Haryana.		8		2	Nil		21-11-23 to 24-11-23

30	Deputed University Volleyball (Men) team for participation in North Zone Inter University Volleyball Tournament (Men) 2023-24 held at Kurukshetra University Haryana.	Kurukshetra University Haryana.	16	-	2		Nil		10-12-2023 to 14-12-2023
31	Deputed University Football (Men) team for participation in North Zone Inter University Football Tournament (Men) 2023-24 held at GNA University Phagwara.	GNA University Phagwara.	18	-	0		Nil		17-12-23 to 25-12-23
32	Deputed University Judo (Men) team for participation in All India Inter University Judo Championship (Men) 2023-24 held at CSJM Kanpur.	CSJM Kanpur	12		3				01-01-24 to 08-01-24
33	University Pencak Silat (Men/Women) teams participated in All India Inter University Pencak Silat Championship (Men/Women) 2023-24 held at GNDU Amritsar and secured 11 medals (01 Gold, 03 Silver and 07 Bronze) during the championship.	GNDU Amritsar	10	10		2	11 medals in different events		
34	Deputed University Cricket (Men) team for participation in North Zone Inter University Cricket Tournament (Men) 2023-24 held at H.P University Shimla.	H.P University Shimla	16	-	05	-	Nil		26-01-2024 to 12-02-2024
35	Deputed University of Kashmir Wushu contingent for participation in All India Inter University Wushu (Men/Women) Championship 2023-24 held at University of Jammu Jammu and secured 04 medals	University of Jammu Jammu	10	-	-	02	4 medals in different events		13-02-24 to 18-02-24
36	Conducted Amad-e-Ramzan Cricket Tournament on the eve of Ramzan	University Campus	60	-	60	-	Nil		06 th to 08th March 2024.
37	Organized one day skill workshop with the theme "Basic Life Support"	University Campus	50	20	50	20	Nil		18-03-2024.
39	Deputed University of Kashmir cricket teams (Men/Women) for participation in All India Inter University 6-A-Side Cricket Tournament 2024-25 held at Suresh Gyan Vihar University Jaipur Rajasthan and secured Gold medal in both events (Men & Women)	at Suresh Gyan Vihar University Jaipur Rajasthan	10	10	5	5	1 st in both men and women		28-03-2024 to 31-03-2024.

Table 12.0 – Sanctioned Strength, Filled & Vacant Positions of Teaching And Non Teaching Staff

S. No.	Post	Sanctioned	Filled	Vacant
1	Professors	56	9	47
2	Directors	7	2	5
3	Associate Professors	120	29	91
4	Assistant Professors	371	289	82
5	Dean College Development Council	1	0	1
6	Dean Students Welfare	1	0	1
7	Assistant Professors (Research)	4	4	0
8	Academic Coordinators	1	0	1
9	Asstt-Prof-Cum- Curator	1	1	0
10	Assistant professor-cum-Supervisor	1	0	1
11	Professor-cum-Principal (Nursing)	1	0	1
12	Assistant Professor (Nursing)	2	0	2
13	Tutor (Nursing)	3	0	3
14	Deputy Directors (Physical Education)	2	0	2
15	Assistant Directors (Physical Education)	3	3	0
16	Deputy Librarian	5	0	5
17	Librarian	1	1	0
18	Assistant Librarian	12	3	9
19	Research Fellow	1	0	1
20	Scientific Officer	1	1	0
21	Editor-Cum-Lecturer	1	0	1
22	Scientist 'B' (01 Reserved)	13	9	4
23	Placement Officer	3	1	2
24	Deputy Director, DIQA	1	0	1
25	Asstt. Director DIQA	3	0	3
26	Documentation Officer	1	0	1
27	Editor-Cum-Research Assistant	1	0	1
28	Principal, IMFA	1	0	1
29	Senior Instructors (IMFA)	7	2	5
30	Vice Chancellor	1	1	0
31	Registrar	1	1	0
32	Controller of Examinations	1	1	0
33	Additional Controller of Examination	1	0	1
34	Joint Registrars	3	0	3
35	Deputy Registrars / Deputy Controller Examinations	12	10	2
36	Assistant Registrars / Assistant Controller Examinations	29	21	8
37	Executive Engineer	1	1	0
38	Assistant Executive Engineer	1	1	0
39	Assistant Engineer	1	1	0
40	Project Officers(SRC)	2	2	0
41	Medical Officer	3	3	0
42	Dental Surgeon	1	1	0
43	Assistant Programmers	3	1	2
44	Assistant Estates Officer	1	0	1
45	Assistant Xerox Operators	20	13	7
46	Accountant (IKS)	1	1	0

47	Auditor	1	0	1
48	Browsing Assistants	2	2	0
49	Calligraphists	3	1	2
50	Cameraman	1	1	0
51	Carpenters	2	1	1
52	Cartographer	1	0	1
53	Chief Auditor	1	0	1
54	Multi Tasking Staff (MTS)	598	598	0
55	Coaches (Physical Education & Sports)	9	6	3
56	Computer Assistants	20	20	0
57	Computer Operators	10	8	2
58	Computing Assistant	1	1	0
59	Copyist	1	0	1
60	Counselling Assistant	1	0	1
61	Cultural Officer	1	1	0
62	Curator	2	1	1
63	Daftari	4	1	3
64	Data Entry Operators	5	4	1
65	Dental Assistant	1	1	0
66	Dispatch Rider	2	2	0
67	Draftsman	1	1	0
68	Drivers	36	36	0
69	Electricians	8	3	5
70	Field Assistants	2	2	0
71	Field Collectors	2	1	1
72	Gasman (Chemistry)	1	1	0
73	Generator Operator	1	0	1
74	Glass Blower (Chemistry)	1	1	0
75	Head Assistants	109	109	0
76	Herbarium Keeper	1	1	0
77	Hindi Typist	4	1	3
78	Inspector Cum Mechanic	1	0	1
79	Internal Auditor	1	0	1
80	Jamadaars	2	1	1
81	Junior Information Technologist	1	1	0
82	Junior Assistants	180	66	114
83	Junior Coordinator	1	1	0
84	Junior Engineers	8	3	5
85	Junior Lab Assistant	3	0	3
86	Junior Professional Assistants	28	26	2
87	Junior Steno Typists	4	0	4
88	Junior Technical Assistants	7	7	0
89	Katibs	2	0	2
90	Laboratory Assistants (01 Reserved)	24	13	11
91	Laboratory Technicians	5	5	0
92	Liaison Officers	6	6	0
93	Landscape Development Officer	1	0	1
94	Language Laboratory Assistant	1	0	1
95	Lecturer Assistants	3	1	2
96	Legal Assistants	3	1	2
97	Machine man	1	0	1
98	Manager	1	1	0
99	Mechanic	6	2	4



100	Museum Assistant	2	2	0
101	Museum Artist	1	0	1
102	Jr. Museum Artist	1	0	1
103	Museum Cum Animal Keeper	1	0	1
104	Nurse	1	1	0
105	Personal Assistants	5	2	3
106	Pharmacists	7	6	1
107	Photographer	1	0	1
108	Physiotherapist	1	0	1
109	Plumbers (01 Reserved)	4	1	3
110	Professional Assistants	20	14	6
111	Proof Reader	1	0	1
112	Programmers	3	3	0
113	Projectionist	1	1	0
114	Public Relation Officers (Conv. Complex)	2	1	1
115	Public Relation Officer (PRC)	1	0	1
116	Pump Operators	3	1	2
117	Record Keepers	4	1	3
118	Research Assistant	2	1	1
119	Sanitary Inspector	1	1	0
120	Sanitary Supervisor	1	0	1
121	Section Officers	79	79	0
122	Security Officers	2	1	1
123	Senior Assistants	120	120	0
124	Senior Personal Assistants	9	6	3
125	Senior Library Bearer	4	1	3
126	Senior Technical Assistants	9	6	3
127	Sports Assistants	2	1	1
128	Store Keepers	14	6	8
129	Supervisors	4	1	3
130	Survey Assistant	1	0	1
131	System Engineers	6	6	0
132	Tailoring Assistant	1	0	1
133	Junior Accounts Assistant	3	3	0
134	Technical Assistants	11	3	8
135	Technicians	8	2	6
136	Telephone Operators	4	2	2
137	Urdu Typists	4	3	1
138	Watch & Ward Officer	1	0	1
139	Works Supervisors	3	2	1
140	Electric Lab Assistant	1	0	1
141	Workshop Technical Assistant (Attendant)	1	0	1
142	Workshop Instructor	1	0	1
143	Workshop Superintendent(Zakura)	1	0	1
144	Xerox Operator	1	1	0
145	X-Ray Assistant	1	1	0
146	Library Assistant(IMFA)	1	0	1
147	Assistant Instructor (IMFA)	9	7	2
148	Music Attendant (IMFA)	1	1	0
149	Dark Room Assistant (IMFA)	1	1	0
150	Head Assistant (IMFA)	1	1	0
151	Instructors (IMFA)	14	8	6
152	Senior Assistants(IMFA)	2	1	1

153	Junior Assistant (IMFA)	1	0	1
154	Jr. Assistant-cum-Accountant	1	0	1
155	Model (IMFA)	1	1	0
156	Potters (IMFA)	2	0	2
157	Supernumerary Helpers	527	527	0
158	Police Personals (J&K Armed COY)	116	116	0
Total		2859	2292	567

Table 12.1 – Department wise sanctioned, filled, and vacant teaching positions

A. Professor

S. No.	Department	Professor			
		Sanctioned Strength	Filled		Vacancy
			Male	Female	
1	Arabic	1	0	0	1
2	Bio-Chemistry	1	0	0	1
3	Bio-Technology	1	1	0	0
4	Botany	2	0	0	2
5	Centre for Central Asian Studies	1	0	0	1
6	Chemistry	2	0	0	2
7	Commerce	2	1	0	1
8	Computer Science	3	1	0	2
9	Centre of Research for Development	1	1	0	0
10	Directorate of Distance Education	1	0	0	1
11	Directorate of Life Long learning	1	0	0	1
12	Economics	1	0	0	1
13	Education	2	0	0	2
14	Electronics	2	0	0	2
15	English	2	0	0	2
16	Geography	2	1	0	1
17	Hindi	2	0	0	2
18	History	2	0	0	2
19	Home Science	1	1	0	0
20	Iqbal Institute of Culture and Philosophy	1	0	0	1
21	Islamic Studies	1	0	0	1
22	Kashmiri	1	0	0	1
23	Law	1	0	0	1
24	Lib. Information Science	1	0	0	1
25	Linguistics	1	1	0	0
26	Management Studies/BBA/MBA	3	1	0	2
27	Mathematics	2	0	0	2
28	Media Education & Research Centre	1	0	0	1
29	North Campus	2	0	0	2
30	Persian	1	0	0	1
31	Pharmaceutical Science	1	1	0	0
32	Physics	2	0	0	2

33	Political Science	1	0	0	1
34	Psychology	1	0	0	1
35	Centre for Sheikh ul Alam Studies	1	0	0	1
36	Sanskrit	1	0	0	1
37	Urdu	1	0	0	1
38	Zakura Campus	1	0	0	1
39	Zoology	2	0	0	2
	<i>Sub Total A</i>	<i>56</i>	<i>09</i>	<i>0</i>	<i>47</i>

B. ASSOCIATE PROFESSOR

S. No.	Department	ASSOCIATE PROFESSOR			
		Sanctioned Strength	Filled		Vacancy
			Male	Female	
40	Arabic	2	0	0	2
41	Bio-Chemistry	2	0	1	1
42	Bio-Technology	5	4	0	1
43	Botany	4	3	0	1
44	Centre for Central Asian Studies	3	0	0	3
45	Chemistry	6	0	0	6
46	Commerce	4	4	0	0
47	Computer Science	3	0	0	3
48	Centre of Research for Development	5	1	0	4
49	Centre for Distance and Online Education	2	1	0	1
50	Earth Science	2	2	0	0
51	Economics	3	0	0	3
52	Education	4	0	0	4
53	Electronics	3	1	0	2
54	English	3	0	0	3
55	Geography	2	0	0	2
56	Hindi	2	0	0	2
57	History	2	0	0	2
58	Home Science	1	0	0	1
59	Iqbal Institute of Culture and Philosophy	1	0	0	1
60	Islamic Studies	2	0	0	2
61	Kashmiri	2	0	0	2
62	Kupwara Campus	2	0	0	2
63	Law	3	0	0	3
64	Lib. Information Science	1	0	0	1
65	Linguistics	1	0	0	1
66	Management Studies/BBA/MBA	7	2	0	5

67	Master of Tourism, Hospitality & Leisure Studies	2	0	0	2
68	Mathematics	3	1	0	2
69	Nano-Technology	1	0	1	0
70	North Campus	11	0	0	11
72	Persian	1	0	0	1
73	Pharmaceutical Science	2	0	0	2
74	Physics	3	3	0	0
75	Political Science	3	1	0	2
76	Psychology	1	1	0	0
77	Centre for Sheikh ul Alam Studies	1	0	0	1
78	Sociology	2	0	1	1
79	South Campus	4	0	0	4
80	Statistics	2	1	0	1
81	Urdu	3	0	0	3
82	Zoology	4	2	0	2
	Sub Total B	120	27	3	90

C. ASSISTANT PROFESSOR

S. No.	Department	ASSISTANT PROFESSOR			
		Sanctioned Strength	Filled		Vacancy
			Male	Female	
83	Arabic	4	2	0	2
84	Bio-Chemistry	5	2	0	3
85	Bio-Informatics	1	0	0	1
86	Bio-Resources	3	3	0	0
87	Bio-Technology	5	2	0	3
88	Botany	10	8	2	0
89	Centre for Women's Studies & Research	1	0	1	0
90	Centre for Central Asian Studies	12	3	1	8
91	Centre for Interdisciplinary Research & Innovations	1	1	0	0
92	Chemistry	6	5	0	1
93	Clinical Bio-Chemistry	4	3	1	0
94	Commerce	5	3	1	1
95	Computer Science	4	3	0	1
96	Centre of Research for Development	1	0	1	0
97	Directorate of Distance Education	13	10	1	2
98	Directorate of Physical Education & Sports	2	2	0	0
99	Directorate of Life Long learning	2	1	0	1

100	Earth Science	5	3	0	2
101	Economics	7	2	2	3
102	Education	11	3	6	2
103	Electronics	4	3	0	1
104	English	7	2	2	3
105	Environmental Science	3	3	0	0
106	Food Science & Technology	7	3	1	3
107	Foreign Language	3	1	0	2
108	Geography	7	6	0	1
109	Geo-Informatics	5	1	0	4
110	Hindi	5	3	1	1
111	History	5	5	0	0
112	Home Science	7	6	0	1
113	Institute of Kashmir studies	2	2	0	0
114	Iqbal Institute of Culture and Philosophy	1	0	0	1
115	Islamic Studies	4	1	0	3
116	Kashmiri	2	1	1	0
117	Kupwara Campus	10	0	0	10
118	Law	14	7	4	3
119	Lib. Information Science	5	4	1	0
120	Linguistics	5	3	2	0
121	Management Studies/BBA/MBA	10	5	2	3
122	Master of Tourism, Hospitality & Leisure Studies	3	3	0	0
123	Mathematics	4	2	0	2
124	Media Education & Research Centre	7	0	5	2
125	Nano-Technology	4	4	0	0
126	North Campus	25	13	3	9
127	Persian	4	4	0	0
128	Pharmaceutical Science	7	5	2	0
129	Physics	9	8	0	1
130	Political Science	6	2	2	2
131	Psychology	5	2	3	0
132	Centre for Sheikh ul Alam Studies	1	0	0	1
133	Sanskrit	2	2	0	0
134	Social Work	5	2	3	0
135	Sociology	7	2	1	4
136	South Campus	26	15	2	9
137	Statistics	3	3	0	0

138	Regional Centre for Distance Learning Jammu	1	1		0
139	Urdu	3	1	1	1
140	Zakura Campus	12	11	0	1
141	Zoology	11	6	1	4
142.	* Ladakh and Kargil Campus	16	14	1	1
	Sub Total C	369	212	54	103

* Faculty members appointed in Ladakh and Kargil Campus are shifted to main and satellite campuses

D. Other Teaching Positions

S. No.	Department	Designation	Sanctioned Strength	Filled		Vacant
				Male	Female	
1	Allama Iqbal Library	Librarian	1	1	0	0
		Deputy Librarian	5	0	0	5
		Asstt. Librarian	11	2	1	8
		Scientist-B	1	1	0	0
2	Bio-Informatics	Scientist-B	1	1	0	0
3	Centre for Women's Studies & Research	Research Associate	1	0	1	0
4	Centre for Central Asian Studies	Asstt. Professor-cum-Curator	1	1	0	0
		Lecturer-cum-Supervisor	1	0	1	0
		Documentation Officer	1	0	0	1
		Asstt. Professor (Research)	1	0	1	0
5	Commerce	Scientist-B	1	1	0	0
6	Computer Science	Scientist-D	2	1	0	1
		Scientist-B	3	0	0	3
7	Dean College Development Council	Dean	1	0		1
8	Centre for Distance and Online Education	Asstt. Coordinator	1	0	0	1
9	Directorate of Physical Education & Sports	Director	1	0	0	1
		Deputy Director	2	0	0	2
		Asstt. Director	3	2	1	0
10	Dean Students Welfare	Dean	1	0	0	1
11	Electronics	Scientist-B	1	0	1	0
12	Institute of Kashmir studies	Research Fellow	1	0	0	1
		Asstt. Professor (Research)	1	1	0	0
13	Institute of Music & Fine Arts (IMFA)	Principal	1	0	0	1
		Sr. Instructor	7	2	0	5
		Instructor	14	5	2	7
		Asstt. Instructor	9	5	3	1
14	Iqbal Institute of Culture and Philosophy	Asstt. Librarian	1	0	0	1
		Asstt. Professor (Research)	1	1	0	0
15	Information Technology & Support System	Director	1	0	0	1
		Scientist-B/E	3	2	0	1
16	Management Studies/BBA/MBA	Placement Officer	1	1	0	0
		Scientist-B	1	1	0	0
		Academic Coordinator(Mgt)	1	0	0	1
17	Master of Tourism, Hospitality & Leisure	Academic Coordinator	1	0	0	1

	Studies					
18	North Campus	Director	1	1	0	0
		Placement Officer	2	0	0	2
19	Persian	Instructor	1	0	0	1
20	South Campus	Director	1	0	0	1
21	Urdu	Editor-Cum-Lecturer	1	0	0	1
22	Zakura Campus	Director	1	0	0	1
		Scientific Officer	1	1	0	0
		Scientist-B	1	1	0	0
23	Educational Multimedia Research Centre	Research Scientist	1	0	1	0
		Producer	3	2	0	1
		Asstt. Engineer	1	1	0	0
23	Grand Total		97	34	12	51
		Grand Total (A + B + C+D)	642	282	69	291

Consolidated Teaching Positions filled.

S.No.	Name of the Post	Male	Female	Total
1	Professor	09	0	09
2	Associate Professor	27	3	30
3	Assistant Professor	212	54	266
4	Other	34	12	46
Total		282	69	351

Consolidated, Designation wise teaching positions filled under CAS.

S.No.	Name of the Post	Male	Female	Total
1	Professor	59	18	77
2	Associate Professor	31	7	38
3	Assistant Professor	158	32	190
4	Other	34	12	46
Total		282	69	351

Table 12.2 – New Recruitments / Human Resource Progression

Placements/ Promotions under CAS from 01-04-2023 to 31-03-2024

S. No	Name of the Candidate	Placement/ Promotion as	Department	Order Date
1	Dr. G. H. Mir	Associate Professor	DLL	28-04-2023
2	Dr. Shajrul Amin	Professor	Biochemistry	28-04-2023
3	Dr. Rabia Hamid	Professor	Biochemistry	28-04-2023
4	Dr. Nazir Ahmad Dar	Professor	Biochemistry	28-04-2023
5	Dr. Firdous Ahmad Khanday	Professor	Biotechnology	28-04-2023
6	Dr. Ehtishamul Haq	Professor	Biotechnology	28-04-2023
7	Dr. Mahboob Ul Hussain	Professor	Biotechnology	28-04-2023
8	Dr. Aijaz Ahmad Dar	Professor	Chemistry	28-04-2023
9	Dr. Mohsin Ahmad Bhat	Professor	Chemistry	28-04-2023
10	Dr. Mohammad Tariq Banday	Professor	Electronics and Instrumentation Technology	28-04-2023
11	Dr. Iffat Maqbool	Professor	English	28-04-2023
12	Dr. Mufti Mudasir Farooqi	Professor	English	28-04-2023
13	Dr. Sumeer Gul	Professor	Library & Information Science	28-04-2023
14	Dr. Mukhtar Ahmad Khanday	Professor	Mathematics	28-04-2023
15	Dr. Aaliya Ahmed	Professor	Media Education Research Centre	28-04-2023
16	Dr. Malik Zahra Khalid	Professor	Media Education Research Centre	28-04-2023
17	Dr. Syeda Afshana	Professor	Media Education Research Centre	28-04-2023
18	Dr. Touseef Rizvi	Professor	Psychology	28-04-2023
19	Dr. Fayaz Ahmad Loan	Deputy Librarian	CCAS	28-04-2023
20	Dr. Anzar Ahmad Khuroo	Associate Professor	Botany	28-04-2023
21	Dr. Syed Masood Ahmad Rizvi	Associate Professor	Chemistry	28-04-2023
22	Dr. Javaid Iqbal	Associate Professor	Computer Science	28-04-2023
23	Dr. Najmah Peerzada	Associate Professor	Education	28-04-2023
24	Dr. Amina Parveen	Associate Professor	Education	28-04-2023
25	Dr. Gulshan Ara	Associate Professor	Education	28-04-2023
26	Dr. Tasleem Ahmad War	Associate Professor	English	28-04-2023
27	Dr. Hummara Azim	Associate Professor	Home Science	28-04-2023
28	Dr. Shafia Nazir	Associate Professor	Home Science	28-04-2023
29	Dr. Shahnaz	Associate Professor	Law	28-04-2023
30	Dr. Zahid Ashraf Wani	Associate Professor	Library & Information Science	28-04-2023

31	Dr. Musavir Ahmed	Associate Professor	Linguistics	28-04-2023
32	Dr. Ajaz Akbar Mir	Associate Professor	Management Studies	28-04-2023
33	Dr. Farzana Gulzar	Associate Professor	Management Studies	28-04-2023
34	Dr. Ishtiaq Hussain Qureshi	Associate Professor	Management Studies	28-04-2023
35	Dr. Tariq Ahmad Lone	Associate Professor	Management Studies	28-04-2023
36	Dr. Mohd Abdullah Mir	Associate Professor	Mathematics	28-04-2023
37	Dr. Mohd Iqbal Bhat	Associate Professor	Mathematics (South Campus)	28-04-2023
38	Dr. Sanjeda Warsi	Associate Professor	Political Science	28-04-2023
39	Dr. Aijaz Ashraf Wani	Associate Professor	Political Science	28-04-2023
40	Dr. Md. Meraj Ahmad	Associate Professor	Sanskrit	28-04-2023
41	Dr. Kartar Chand Sharma	Associate Professor	Sanskrit	28-04-2023
42	Dr. Wahid Nasaru	Associate Professor	Centre of Central Asian Studies	28-04-2023
43	Ms. Uzma Qadri	Assistant Librarian (Stage-II)	Allama Iqbal Library	15-03-2024
44	Dr. Roshan Ara	Assistant Professor (Stage-II)	Centre fo Women's Studies & Research	15-03-2024
45	Dr. Shazia	Assistant Professor (Stage-II)	Centre for Women's Studies & Research	15-03-2024
46	Dr. Hilal Ahmad Punoo	Assistant Professor (Stage-II)	Food Science & Technology	15-03-2024
47	Dr. Akhtari Alam	Assistant Professor (Stage-II)	Geography and Disaster Management	15-03-2024
48	Mr. Ubaid Bashir Qureshi	Assistant Professor (Stage-II)	IoT Zakura (Electrical Engineering)	15-03-2024
49	Dr. Junaid Hassan Masoodi	Assistant Professor (Stage-II)	IoT Zakura (Mechanical Engineering)	15-03-2024
50	Dr. Mushtaq Ahmad Ganai	Assistant Professor (Stage-II)	Iqbal Institute of Culture & Philosophy	15-03-2024
51	Dr. Saima Jan	Assistant Professor (Stage-II)	Linguistics	15-03-2024
52	Dr. Afsana Rashid	Assistant Professor (Stage-II)	Media Education Research Centre	15-03-2024
53	Dr. Waseem Jeelani Bakshi	Assistant Professor (Stage-II)	North Campus, Baramulla (Computer Science & Engineering)	15-03-2024
54	Dr. Javaid Rashid	Assistant Professor (Stage-II)	Social Work	15-03-2024
55	Dr. Shabir Hussain Ganaie	Assistant Professor (Stage-II)	South Campus, Anantnag (English)	15-03-2024
56	Dr. Muzaffar Karim	Assistant Professor (Stage-II)	South Campus, Anantnag (English)	15-03-2024
57	Dr. Mohammad Ishaq Lone	Assistant Librarian (Stage-III)	Allama Iqbal Library	15-03-2024
58	Dr. Mohd Altaf Bhat	Assistant Professor (Stage-III)	CIRI (Biotechnology)	15-03-2024



59	Dr. Syed Hussain Mir	Assistant Professor (Stage-III)	Clinical Biochemistry	15-03-2024
60	Dr. Mohammed Ayub Soudager	Assistant Professor (Stage-III)	Directorate of Distance Education (Economics)	15-03-2024
61	Dr. Showkat Rashid Wani	Assistant Professor (Stage-III)	Centre for Distance & Online Education (Education)	15-03-2024
62	Dr. Javeed Ahmad Puju	Assistant Professor (Stage-III)	Directorate of Distance Education (Education)	15-03-2024
63	Dr. Irfan Fazili	Assistant Professor (Stage-III)	Institute of Foreign Languages	15-03-2024
64	Dr. Shafia Jan	Assistant Professor (Stage-III)	Institute of Home Science	15-03-2024
65	Dr. Gazala Nisar	Assistant Professor (Stage-III)	Institute of Home Science	15-03-2024
66	Dr. Abdul Mueed Hafiz	Assistant Professor (Stage-III)	IoT Zakura (Electronics and Communication Engineering)	15-03-2024
67	Dr. Wasim Ahmad Bhat	Assistant Professor (Stage-III)	North Campus, Baramulla (Computer Sciences)	15-03-2024
68	Dr. Fasel Qadir	Assistant Professor (Stage-III)	North Campus, Baramulla (Computer Sciences)	15-03-2024
69	Dr. Umar Farooq	Assistant Professor (Stage-III)	North Campus, Baramulla (Computer Sciences)	15-03-2024
70	Dr. Mohammad Ameen Parray	Assistant Professor (Stage-III)	North Campus, Baramulla (English)	15-03-2024
71	Dr. Shadab Arshad Mir	Assistant Professor (Stage-III)	Persian	15-03-2024
72	Dr. Afroz Alam	Assistant Professor (Stage-III)	Persian	15-03-2024
73	Dr. Shahnawaz Shah	Assistant Professor (Stage-III)	Persian	15-03-2024
74	Dr. Gh. Nabi Bader	Assistant Professor (Stage-III)	Pharmaceutical Sciences	15-03-2024
75	Dr. Saima Farhad	Assistant Professor (Stage-III)	Social Work	15-03-2024
76	Dr. Farah Qayoom	Assistant Professor (Stage-III)	Sociology	15-03-2024
77	Dr. Zahoor Ahmad Parray	Assistant Professor (Stage-III)	South Campus, Anantnag (Management Studies)	15-03-2024
78	Dr. Mohd. Ibrahim Mir	Assistant Professor (Stage-III)	South Campus, Anantnag (Mathematics)	15-03-2024
79	Dr. Aijaz Ahmad Khaki	Assistant Professor (Stage-III)	Tourism, Hospitality & Liesure Studies	15-03-2024
80	Dr. Bilal Ahmad Bhat	Assistant Professor (Stage-III)	Zoology	15-03-2024
81	Dr. Yahya Bakhtiyar	Assistant Professor (Stage-III)	Zoology	15-03-2024
82	Dr. Altaf Hussain	Assistant Professor (Stage-III)	Zoology	15-03-2024

Teaching & Non Teaching Appointments from 01-04-2023 to 31-03-2024

S. No	Name of the Candidate	Appointed As	Department	Order Date
1	Sheikh Asif Rashid	Deputy Registrar/ Deputy controller of Examinations	University of Kashmir	21-08-2023
2	Ms. Fatima Ali	Assistant Professor	Centre for Career Counseling & Planning	27-12-2023
3	Asim Banday	System Engineer (Software Development)	Directorate of IT&SS	25-01-2024
4	Imtiyaz Ahmad Bhat	System Engineer (Data Centre Operations)	Directorate of IT&SS	29-01-2024
5	Dr. Naseer Iqbal	Registrar	University of Kashmir	06-02-2024
6	Dr. Fayaz Ahmad Loan	Librarian (Tenure)	Allama Iqbal Library	06-02-2024
7	Dr. Sheikh Ghulam Mohammad	Director (Tenure)	North Campus Baramulla	06-02-2024
8	Dr. Mandeep Singh	Director (Tenure)	Physical Education & Sports	06-02-2024

Table 12.3- List of teaching and non teaching staff superannuated during the year

List of Teaching Staff retired during the Year				
<u>S.No.</u>	<u>Name of the Officer/ Official</u>	<u>Designation</u>	<u>D. O. B</u>	<u>D.O.R.</u>
1	Dr. Mehmood Khan	Professor	22.02.1962	29.02.2024
2	Ms. Nighat Jabeen	Teacher	01.03.1964	29.02.2024
3	Mr. Iftikar Jaffar (IMFA)	Sr. Instructor	01.03.1964	29.02.2024
4	Dr. Mohd Iqbal Mattoo	Professor	20.04.1961	30.04.2023
5	Dr. Beauty Banday	Professor	01.05.1961	30.04.2023
6	Dr. Rana Hashmy	Scientist	12.06.1963	30.06.2023
7	Ms. Sunita Vuthoo	Asstt. Prof.	21.11.1961	30.11.2023
8	Dr. Irshad Ahmad	Professor	15.01.1962	31.01.2024
9	Dr. Khalid Majid Fazili	Professor	22.05.1961	31.05.2023
10	Dr. G.N. Khaki	Professor	09.05.1951	31.05.2023
11	Dr. Mufeed Ahmad	Professor	13.08.1961	31.08.2023
12	Dr. Gulshan Ara Wani	Asstt. Prof.	20.03.1962	31.03.2024

List of Non Teaching Staff retired during the Year				
<u>S.No.</u>	<u>Name of the Officer/ Official</u>	<u>Designation</u>	<u>D. O. B</u>	<u>D.O.R.</u>
1	Bashir Ahmad Wani	Section Officer	10-Apr-1963	30-Apr-2023
2	Mohd Sultan Mir	Section Officer	25-Apr-1963	30-Apr-2023
3	Nasreen Anjum	Section Officer	7-Apr-1963	30-Apr-2023
4	Fareeda Bano	Sr. Assistant	13-Apr-1963	30-Apr-2023
5	Mohd Ayoub Rather	Class IV	23-Apr-1963	30-Apr-2023
6	Gh. Hassan Lone	Class IV	23-Apr-1963	30-Apr-2023
7	Abdul Rashid Bhat	Class IV	23-Apr-1963	30-Apr-2023
8	Gh. Mohd Lone	Cook	20-Apr-1963	30-Apr-2023
9	Gh. Rasool Malik	Jammadar	3-Apr-1963	30-Apr-2023
10	Gh. Nabi Balki	Electrician	6-Apr-1963	30-Apr-2023
11	Mohd Hussain Bhat	Head Assistant	1-Jun-1963	31-May-2023
12	Mohd Sarwar Lone	Head Assistant	10-May-1963	31-May-2023
13	Rehti Bibi	Sweeper	31-May-1963	31-May-2023
14	Bashir Ahmad Mir	Sweeper	31-May-1963	31-May-2023
15	Mohammad Shaban Mir	Chowkidar	31-May-1963	31-May-2023
16	Mohammad Amin Mir	Gardener	31-May-1963	31-May-2023

17	Jamsheeda Jan	Assistant Registrar	6-Jun-1963	30-Jun-2023
18	Mehraj ud din wani	Section Officer	6-Jun-1963	30-Jun-2023
19	Showkat Ahmad Najar	Section Officer	15-Jun-1963	30-Jun-2023
20	Tehmeena Jan	Section Officer	7-Jun-1963	30-Jun-2023
21	Mohd Shafi Wani	Section Officer	5-Jun-1963	30-Jun-2023
22	Mohd Yaqoob	Helper	18-Jul-1963	31-Jul-2023
23	Khalid Ahmad Khan	Helper	18-Jul-1963	31-Jul-2023
24	Javid Ahmad Bhat	Assistant Registrar	15-Aug-1963	31-Aug-2023
25	Tariq Ahmad Hamdani	Head Assistant	15-Aug-1963	31-Aug-2023
26	Mohd Yousuf Kuthoo	Cook	1-Oct-1963	30-Sep-2023
27	Bashir Ahmad Dar	Daftari	3-Sep-1963	30-Sep-2023
28	Manzoor Ahmad Dar	Gardener	1-Oct-1963	30-Sep-2023
29	Mohd Akbar Ganie	Room Attendent	27-Sep-1963	30-Sep-2023
30	Gh. Mohi ud Rather	Asstt. Registrar	22-Oct-1963	31-Oct-2023
31	Mudassar Nazar	Section Officer	29-Oct-1963	31-Oct-2023
32	Shameema	Senior Assistant	23-Oct-1963	31-Oct-2023
33	Ab. Khaliq Mochi (V.R.)	Sanitation Worker	31-May-1967	01.11.2023
34	Asmat Chesti	Deputy Registrar	13-Nov-1963	30-Nov-2023
35	Mohd Abass Lone	Section Officer	11-Nov-1963	30-Nov-2023
36	Saleema	Sweeper	7-Nov-1963	30-Nov-2023
37	Shameema	Sweeper	7-Nov-1963	30-Nov-2023
38	Mohd Shafi Gojar Paswal	Gardener	7-Nov-1963	30-Nov-2023
39	Rifat Jabeen	Assistant Controller	27-Dec-1963	31-Dec-2023
40	Mohd Farooq Bhat	Junior Assistant	29-Dec-1963	31-Dec-2023
41	Bashir Ahmad Kandroo	Gardener	3-Dec-1963	31-Dec-2023
42	Mohd Quyoom Khan	Section Officer	22-Jan-1964	31-Jan-2024
43	Mohd Ishaq Sofi	Deputy Registrar	10-Feb-1964	29-Feb-2024
44	Mohd Ramzan Parrey	Section Officer	28-Feb-1964	29-Feb-2024
45	Farooq Ahmad Dar	Orderly	23-Mar-1964	31-Mar-2024
46	Bashir Ahmad Sofi	Driver	3-Feb-1964	29-Feb-2024
47	Mohd Ashraf Malik	Driver	1-Mar-1964	29-Feb-2024
48	Ghulam Nabi Dar	Chowkidar	3-Feb-1964	29-Feb-2024
49	Maqsood Ahmad Baba	MTS	1-Mar-1964	29-Feb-2024
50	Mehraj ud din Mir	Section Officer	5-Mar-1964	31-Mar-2024
51	Dr. Ravi Kumar Bhat	Joint Registrar	3-Mar-1964	31-Mar-2024
52	Mohd Saleem Shah	Asstt. Registrar	15-Mar-1964	31-Mar-2024
53	Bashir Ahmad Shan	Asstt. Registrar	4-Mar-1964	31-Mar-2024
54	Mohd Ashraf Mir	Head Assistant	9-Mar-1964	31-Mar-2024

55	Lateef Ahmad Makhdoomi	Head Assistant	1-Apr-1964	31-Mar-2024
56	Mir Imtiyaz Ahmad	Technical Officer	13-Mar-1964	31-Mar-2024
57	Bashir Ahmad Mir	Head Grounds Man	1-Apr-1964	31-Mar-2024
58	Abdul Hamid Dar	Section Officer	7-Mar-1964	31-Mar-2024

Table 12.4- List of teaching and non teaching staff expired during the year

S. No.	Name of the Employee Mr/Ms/Mrs	Designation	Appointment Date	Date of Expiry
1	Bashir Ul Gani	Data Entry Operator	02-04-1991	17-04-2023
2	Shareefa Akhter	Helper	01-06-2017	21-04-2023
3	Bashir Ahmad Wani	Gardener	13-02-1996	16-07-2023
4	Dheeraj Koul	Multitasking Staff	30-03-2022	02-01-2024

Table 13.0 – School wise / Department wise research papers published by the Faculty members

School / Campus / Centre / faculty / others	Department	International journals	National journals	Local journals
School of Applied Sciences and Technology	Computer Sciences	3	-	-
	Directorate Of IT&SS	2	-	-
	Electronics & Instrumentation Technology	30	-	-
	Food Science & Technology	10	1	-
	Home Science	4	-	-
	North Campus Computer Sciences	1	-	-
	Pharmaceutical Sciences	17	1	-
	South Campus Computer Sciences	3	-	-
School of Arts, Languages and Literature	Arabic	1	-	-
	English	1	1	-
	Iqbal Institute of Culture & Philosophy	2	1	-
	Kargil Campus Arabic	-	1	-
	Kashmiri	-	1	-
	Linguistics	2	-	-
	North Campus English	2	-	-
	Persian	1	3	-
	Sanskrit	3	3	-
	Urdu	-	3	-
School of Biological Sciences	Bio-Chemistry	5	-	-
	Bio-Resources	32	-	-
	Bio-Technology	4	-	-
	Botany	62	8	-
	Centre of Research for Development (CORD)	17	-	-
	Centre for Interdisciplinary Research Innovations	2	-	-
	Clinical Bio-Chemistry	11	-	-
	Nanotechnology	17	-	-
	North Campus Botany	11	-	-
	Zoology	28	6	-
School of Business Studies	Commerce	15	11	-
	Economics	5	3	-
	Management Studies	13	-	-
	North Campus Management Studies	2	-	-
	South Campus Management Studies	6	-	-
	Tourism, Hospitality and Leisure Studies	6	-	-
School of Earth and Environmental Sciences	Earth Sciences	25	-	-
	Environmental Science	14	-	-
	Geography & Regional Development	18	6	-
School of Education and Behavioural Sciences	Education	5	6	2
	Psychology	2	0	-
	South Campus Education	-	1	-
School of Engineering	Electronics and Communication Engineering IOT Zakura	3	-	-
	Mechanical Engineering IOT Zakura	1	-	-
	North Campus Computer Sciences & Engineering	5	-	-



School of Law	Law	4	1	-
School of Physical and Mathematical Sciences	Chemistry	36	-	-
	Mathematics	18	-	-
	Physics	19	4	-
	South Campus Mathematics	3	-	-
	Statistics	4	-	-
School of Social Sciences	Centre of Central Asian Studies (CCAS)	3	11	-
	History	-	3	-
	Institute of Kashmir Studies	1	1	-
	Library & Information Science	9	3	-
	Media Education & Research Centre (MERC)	1	-	-
	Political Science	3	5	-
	Population Research Centre (PRC)	-	2	-
	Shah-I-Hamdan Institute of Islamic Studies	0	1	-
	Social Work	4	3	-
	Sociology	3	3	-
Campus	Humanities Management IOT Zakura	1	-	-
	Zakura Campus	4	-	-
Centre	Centre for Distance and Online Education	9	3	-
Directorate	Women Studies Centre	1	-	-
Faculty	School of Business Studies	5	3	-
Library	Allama Iqbal Library	6	-	-
Other	Centre for Career Planning and Counselling	1	-	-
Total :		526	99	2

Table 13.1 – School wise / Department wise books published by the faculty members

School / Campus / Centre	Department	International	National	Local
School of Applied Science and Technology	Computer Sciences	3	-	-
School of Arts, Language and Literature	Hindi	-	1	-
	Linguistics		1	-
	Kashmiri	-	-	2
School of Biological Science	Nanotechnology	3	-	-
	Centre of Research for Development (CORD)	2	1	-
School of Business School	Management Studies	-	4	-
School of Education and Behavioral Science	Education	-	2	1
School of Social Science	Women Studies Centre		3	-
	Centre of Central Asian Studies (CCAS)	1	3	-
	Social Work	-	2	-
	History	-	1	-
North Campus	North Campus Botany	1	-	-
South Campus	South Campus Mathematics	1		-
Zakura	Mechanical Engineering IOT Zakura	2	-	-
Extension Centres	Population Research Centre (PRC)	-	1	-
	Total	13	19	3

Table 13.2 – School wise / Department wise book chapters published by the faculty members

School	Department	International	National
School of Applied Sciences and Technology	Computer Sciences	1	-
	Directorate of IT&SS	1	-
	Electronics and Instrumentation Technology	5	-
	Food Science & Technology	1	-
	North Campus Computer Sciences	1	-
	Pharmaceutical Sciences	4	-
	South Campus Computer Sciences	3	-
School of Arts, Languages and Literature	Persian	1	-
	Sanskrit	-	1
School of Biological Sciences	Bio-Chemistry	3	-
	Bio-Resources	47	-
	Bio-Technology	4	-
	Botany	10	-
	Center of Research for Development (CORD)	1	-
School of Social Sciences	Centre of Central Asian Studies (CCAS)	-	6
School of Biological Sciences	Clinical Bio-Chemistry	7	-
	Nanotechnology	19	-
	Zoology	2	-
School of Business Studies	Commerce	3	-
	North Campus Management Studies	-	1
	South Campus Management Studies	1	-
	Management Studies		2
	Tourism, Hospitality and Leisure Studies	1	-
School of Earth and	Earth Sciences	3	-

Environmental Sciences	Environmental Science	2	-
	Geography & Regional Development	1	-
School of Education and Behavioural Sciences	Education	1	4
	Psychology	2	-
	South Campus Education	2	-
School of Engineering	Electronics and Communication Engineering IOT Zakura	1	-
	Mechanical Engineering IOT Zakura	1	-
	Humanities Management IOT Zakura	1	-
School of Law	Law	2	2
School of Social Sciences	Library & Information Science	1	-
	Media Education & Research Centre (MERC)	1	-
Centre	Distance and Online Education	1	-
Library	Allama Iqbal Library	1	-
Total		135	16

Table 13.3 – School wise / Department wise books edited published by the faculty members

School	Department	International	National	Local
School of Applied Sciences and Technology	Computer Sciences	1		
	Electronics & Instrumentation Technology	1		
School of Arts, Languages and Literature	English	2		1
	Linguistics		1	
School of Biological Sciences	Bio-Resources	3		
	Botany	1		
	Clinical Bio-Chemistry	1		
	Nanotechnology	3		
School of Business Studies	South Campus Management		1	



	Studies			
	Management Studies	2	1	
School of Earth and Environmental Sciences	Environmental Science	2		
	Geography & Regional Development	3		
School of Social Sciences	Centre of Central Asian Studies (CCAS)		2	
	Shah-I-Hamdan Institute of Islamic Studies		2	
	Social Work		1	
	Total	19	8	1

Table 13.4 – School wise / Department wise conferences / workshops / seminars organised by various Departments / Centres / Satellite Campuses

School	Department	International	National	Local
School of Applied Sciences and Technology	Computer Sciences	-	-	1
	Directorate Of IT&SS	-	-	2
	Home Science	-	1	-
School of Arts, Languages and Literature	Hindi		1	1
	Iqbal Institute of Culture & Philosophy	1	-	3
	Persian	-	1	-
	Sanskrit	-	1	-
	Urdu	1	-	1
School of Biological Sciences	Bio-Resources	-	1	1
	Bio-Technology	-	2	-
	Center of Research for Development (CORD)	-	3	-
	Clinical Bio-Chemistry	2	-	-
	Zoology	-	-	2
School of Earth and Environmental Sciences	Earth Sciences	-	2	-
	Environmental Science	-	1	1
	Geography & Regional Development	-	1	-
School of Education and Behavioural Sciences	Education	-	2	-
Library	Allama Iqbal Library	-	-	2
School of Physical and Mathematical Sciences	Chemistry	-	1	-
	Mathematics	1	1	-
School of Social Sciences	Centre of Central Asian Studies (CCAS)	1	2	-
	Educational Multimedia Research Centre	-	3	-
	History	1	-	-
	Institute of Kashmir Studies	-	2	-



	Library & Information Science	-	1	-
	Sociology	-	1	-
	Women Studies Centre	-	1	3
North Campus	Botany	-	3	-
	Computer Sciences	-	-	1
South Campus	Computer Sciences	-	-	1
Extension Centre	Centre for Career Planning and Counselling (CCPC)	1	3	-
	State Resource Centre (SRC)	-	1	3
Total		8	35	22

Table 13.5 –Department wise number of conferences / workshops / seminars attended by faculty members of various Departments / Centres / Satellite Campuses

Department	Name of the faculty member	International	National	Local
Allama Iqbal Library	Dr. Fayaz Ahmad Loan	01	04	01
Bio-Resources	Dr. Manzoor Ahmad Mir	02	11	01
Bio-Resources	Dr. Peer Abdul Haseeb Shah	01	01	-
Bio-Resources	Dr. Reiaz ul Rehman	01	01	-
Botany	Dr. Mohd. Yaqub	01	-	-
Botany	Dr. Mohmad Arief Zargar	01	-	-
Botany	Prof. Irshad A. Nawchoo	-	02	-
Center of Research for Development (CORD)	Dr. Ruqeya Nazir	01	-	-
Centre for Interdisciplinary Research Innovations	Dr. Altaf Bhat	02	-	-
Centre of Central Asian Studies (CCAS)	Dr. Mohammad Ajmal Shah	01	05	-
Centre of Central Asian Studies (CCAS)	Dr. Suraiya Gul Naqati	-	03	-
Centre of Central Asian Studies (CCAS)	Dr. Tabasum Firdous	01	-	-
Centre of Central Asian Studies (CCAS)	Dr. Wahid Nasaru	-	05	01
Chemistry	Prof. Syed Wajaht Amin Shah	01	-	-
Clinical Bio-Chemistry	Tanveer A. Dar	-	03	-
Commerce	Dr Sabiya Mufti	01	01	-
Commerce	Dr. Khalid Ashraf Chisti	02	-	-
Commerce	Dr. Khursheed A Butt	01	01	-
Commerce	Dr. Nazir Ahmed Nazir	04	-	-
Commerce	Dr. Parvez Ahmad Shah	03	-	-
Commerce	Dr. Riyaz A. Rainayee	-	01	-

Computer Sciences	Dr. Sajad Mohammed Khan	01	-	-
Computer Sciences	Professor M. Arif Wani	01	-	-
Centre for Distance and Online Education	Dr. Javeed Ahmad Puju	01	03	-
Centre for Distance and Online Education	Dr. M Ayub Soudager	01	-	-
Centre for Distance and Online Education	Dr. Mohd Altaf Ahanger (Pen Name : Altaf Anjum)	02	03	01
Centre for Distance and Online Education	Dr. Mushtaq Ahmad	-	01	02
Centre for Distance and Online Education	Dr. Syed Ishfaq Ahmad Shah	-	03	-
Centre for Distance and Online Education	Dr. Zubair Ahmad Dada	02	-	-
Earth Sciences	Dr. Reyaz Ahmad Dar	01	01	-
Economics	Dr. Javaid Iqbal Khan	01	-	-
Economics	Mariam	02	02	-
Economics	Md. Sarafraz Eqbal	-	02	-
Education	Dr. Aasia Maqbool	-	06	01
Education	Dr. Amina Parveen	01	05	-
Education	Dr. Gulshan Wani	-	01	-
Education	Dr. Kounsar Jan	-	07	-
Education	Dr. Mohammad Amin Dar	-	02	-
Education	Dr. Shabir Ahmad Bhat	02	01	01
Education	Prof. Najmah Peerzada	-	-	01
Education	Prof. Tasleema Jan	05	01	-
Electrical Engineering IOT Zakura	Dr Ubaid Qureshi	02	-	-
Electronics & Instrumentation Technology	Dr. Shabir Ahmad Parah	02	-	-
Electronics & Instrumentation Technology	Prof. M. Tariq Banday	06	-	-

English	Prof. Mufti Mudasir Farooqi	01	01	-
Environmental Science	Dr Sami Ullah Bhat	01	02	-
Environmental Science	Dr. Arshid Jehangir	01	-	-
Food Science & Technology	Dr. Hilal Ahmad Punoo	-	01	-
Geography & Regional Development	Dr. Farooq Ahmad Dar	-	01	-
Geography & Regional Development	Dr. Javeed Ahmad Rather	02	-	-
Geography & Regional Development	Dr. Mohammad Shafi Bhat	01	01	-
Geography & Regional Development	Prof. G.M. Rather	02	02	-
History	Dr. Javeed-ul-Aziz	-	01	-
History	Dr. Sajad Ahmad Darzi	-	-	02
Home Science	Dr. Gazala Nisar	02	02	-
Home Science	Dr. Muzamil Jan	03	02	-
Home Science	Dr. Shafia Jan	01	01	-
Home Science	Shafia Nazir	01	01	-
Institute of Kashmir Studies	Dr. Farrukh Faheem	01	-	-
Institute of Kashmir Studies	Dr. Muhammad Ibrahim Wani	-	01	-
Iqbal Institute of Culture & Philosophy	Dr. Mushtaq Ahmad Ganai	02	04	01
Kashmiri	Dr. Shafqat Altaf	-	03	-
Kashmiri	Professor Mehfooza Jan	-	03	01
Law	Dr. Anna Bashir	01	-	-
Law	Dr. Iftikhar Hussain Bhat	03	03	-
Law	Dr. Mir Junaaid Alam	-	03	-
Law	Dr. Shahnaz	-	01	01
Law	Dr. Showkat Ahmad Bhat	-	01	-
Law	Mir Mubashir Altaf	-	01	-
Library & Information Science	Dr. Nadim Akhtar Khan	-	07	-
Library & Information Science	Dr. Rosy Jan	-	02	-

Library & Information Science	Dr. Zahid Ashraf Wani	-	04	-
Linguistics	Dr. (Dr.) Sajad Hussain Wani	04	-	-
Linguistics	Dr. Aejaaz Mohammed Sheikh	08	01	-
Linguistics	Dr. Saima Jan	02	-	-
Linguistics	Dr. Sheeba Hassan	01	01	-
Media Education & Research Centre (MERC)	Dr. Aaliya Ahmed	-	01	-
Media Education & Research Centre (MERC)	Dr. Afsana Rashid	-	01	-
Media Education & Research Centre (MERC)	Dr. Syeda Afshana	01	02	-
Nanotechnology	Dr. Tariq Maqbool	04	-	-
Nanotechnology	Dr. Rabia Hamid	03	-	-
North Campus Botany	Dr. Aijaz Hassan Ganie	01	-	-
North Campus Botany	Dr. Nazima Rasool	-	03	-
North Campus English	Dr. Khursheed Ahmad Qazi	09	02	-
North Campus Management Studies	Dr. Maleeha Gul	03	-	-
North Campus Management Studies	Dr. Viqar-u-Nissa	01	01	-
Persian	Dr. Hafiz Shahnawaz Shah	05	06	01
Persian	Dr. Jahangir Iqbal Tantray	-	05	-
Persian	Dr. Mohammad Afroz Alam	02	01	-
Persian	Dr. Shadab Arshad	-	02	-
Pharmaceutical Sciences	Dr. Sabeeha Shafi	01	02	-
Pharmaceutical Sciences	Prof. Nahida Tabassum	02	-	-
Physics	Prof. Manzoor Ahmad Malik	-	02	-
Physics	Prof. Basharat Ahmad Wani	02	-	-
Political Science	Dr. Javid Ahmad Dar	01	01	-
Political Science	Dr. Aijaz Ashraf Wani			
Population Research Centre (PRC)	Mr. Bashir Ahmad Bhat	-	01	-

Population Research Centre (PRC)	Mr. Bashir Ahmad Bhat	-	03	-
Psychology	Dr. Asma Nabi	03	-	-
Psychology	Dr. Yasir Hamid Bhat	02	-	-
Psychology	Fatimah Ali	01	-	-
Sanskrit	Dr. Md. Meraj Ahmad	-	02	-
Sanskrit	Prof. K. C. Sharma	01	04	-
Shah-I-Hamdan Institute of Islamic Studies	Dr. Nasir Nabi	01	06	-
Social Work	Dr. Javaid Rashid	03	04	01
Social Work	Dr. Sarafriz Ahmed	01	02	-
Social Work	Dr. Shazia Manzoor	02	02	-
Social Work	Dr. Wakar Amin Zargar	01	01	-
Sociology	Dr. Manzoor Hussain	01	02	-
Sociology	Dr. Mohmad Saleem Jahangir	-	04	-
Sociology	Farah Qayoom	04	02	-
Sociology	Prof. Aneesha Shafi	-	02	-
South Campus Anantnag	Mr. Shah Nawaz Qadir	01	02	-
South Campus Education	Moomin Jan	-	04	-
South Campus Management Studies	Dr. Irfana Rashid	01	-	-
Management Studies	Dr. Bashir Ahmad Joo	02	-	-
Management Studies	Dr. Farzana Gulzar	03	01	-
Management Studies	Dr. Tariq Ahmad Lone	03	-	-
Management Studies	Prof. Ajaz Akbar Mir	02	01	-
Management Studies	Prof. Iqbal Ahmad Hakim	17	08	-
Management Studies	Prof. Mushtaq Ahmad Darzi	04	02	-
Tourism, Hospitality and Leisure Studies	Dr. Reyaz Ahmed Qureshi	03	02	-
Urdu	Dr. Kausar Rasool	02	02	-



Urdu	Dr. Mushtaq Hussain Magloo	-	01	-
Urdu	Prof Arifa Bushra	01	10	01
Women Studies Centre	Dr Roshan Ara	-	01	-
Women Studies Centre	Dr. Shazia	03	-	-
Zoology	Dr. Fayaz Ahmad	01	01	-
Zoology	Dr. Yahya Bakhtiyar	01	-	-

Table 13.6 – Research Projects sanctioned to the various faculty members and research scholars / students by different funding agencies during the period.

S. No.	Pi Name	Funding Agency	Project Title	Release Date	Amount Sanctioned	Amount Released
1	Dr. Mohd. Muzamil	Social Science Research	Exploration of the Linkages	2023-04-06	2,00,000.00	2,00,000.00
2	Dr. M.Altaf Bhat	Biotechnology	DBT- Boost to University Interdisciplinary Life science	2023-04-13	5,79,95,380.00	1,38,50,880.00
3	Dr. Mohammad Ajmal Shah	Oxford Brooks	Documentation of Wooden Khanqahs of Kashmir EWAP	2023-04-26	1,27,16,092.00	1,27,16,096.00
4	Dr. Riffat John	AYUSH	Development of Microbial Consortia for improving growth and active components in <i>Bacopa monnieri</i> (L.)	2023-05-05	12,00,000.00	12,00,000.00
5	Dr. Tasleem Ahmad War	ICPR	Synthesis Of Sufism And Shaivism	2023-06-07	2,80,000.00	2,80,000.00
6	Dr. Imtiaz Ahmad Khan	DST	Analytical techniques in fish....	2023-06-21	1,50,000.00	1,50,000.00
7	Dr. Anzar Akhuroo	DST	Systematic and Conservation of Genus <i>Artemisia</i> L. (Asteraceae) in India	2023-06-26	15,08,754.00	15,08,754.00
8	Dr. Zahoor Ahmad Kaloo	DST	In Vitro propagation as a measure for sustainable conservation of elite chemo type of the threatened medicinal herb <i>Rheum moorcroftianum</i> Royale from North-Western Himalaya	2023-06-27	35,86,264.00	19,02,087.00
9	Arjumand Shaheen	WOS	Development of stimuli responsive metal based composite hydrogels for their prospective applications in transport and catalysis	2023-07-06	25,67,028.00	13,16,476.00
10	Dr. Fouzia Rashid	DHR	High altitude induced thrombosis in transhumant pastoralist Gujjar-Bakerwal population of J&K: A prospective, longitudinal observational study	2023-08-01	46,48,944.00	17,67,408.00
11	Dr. Tawqir bashir	DST	Forecasting distribution and connectivity of Asiatic black bears	2023-08-21	14,34,000.00	14,34,000.00
12	Dr. Sumira Tyub	DST	Drivers of tree line shifts within Kashmir Himalaya.	2023-09-04	27,36,264.00	13,28,754.00
13	Dr. Mohammad Ajmal Shah	Social Science Research	Study of Cultural Heritage.	2023-09-14	4,00,000.00	4,00,000.00



14	Dr. Adil Gani	DST	Hands On Training On The Development And Characterization Of Millet Based Extruded Products	2023-10-02	5,00,000.00	5,00,000.00
15	Dr. Tanveer Ali Dar	DST	Purification and Molecular Characterization of bioactive protein/peptide constituent from an anti cancerous protein fraction isolated from <i>Withania somnifera</i> (L) Dunal	2023-10-02	29,20,000.00	29,20,000.00
16	Dr Natasha Saqib	Social Science Research	Assessing the impact of PMMY.	2023-10-03	5,50,000.00	4,12,500.00
17	Prof.Tabasum Firdous	Social Science Research	Beti Bachao Beti Padhao: An Empirical Investigation.	2023-10-26	5,00,000.00	5,00,000.00
18	Dr. Manzoor Ahmad Shah	DST	Functional diversity, phenology and frost resistance in plants under extreme Himalayan environments.	2023-10-30	48,09,992.00	11,43,330.00
19	Dr. Riffat John	DST	Mapping of QTL and Identification of Regulatory Genes Conferring Cold Stress Tolerance in Maize Landrace from Kashmir Himalayan Region	2023-11-01	46,95,992.00	19,65,330.00
20	Dr. Showkat Ahmad ganai	CSIR	lead molecules from an ornamental plant	2023-11-08	1,44,750.00	1,44,750.00
21	Dr Adil Bashir	Department of Social Work	Need Assessment & Evaluation of the Capacity Building And Technical Centre	2023-12-26	5,00,000.00	5,00,000.00
22	Dr Aijaz Ahmad Dar	DST	Crystal Engineering approach to improve,	2024-01-22	1,20,000.00	1,20,000.00
23	Dr. Faheem	DST	B-cyclodextrin and zinc	2024-01-22	1,20,000.00	2,13,000.00
24	Mudasir Mohd.	DST	Automatic text Summarization & quot;	2024-01-22	1,56,000.00	1,56,000.00
25	Rabia Hamid	DST	Therapeutic analysis and evaluation.	2024-01-22	1,02,000.00	1,02,000.00
26	Dr. Gulzar Ahmad Bhat	DST	A General Strategy for the Preparation of Transition Metal Incorporated Microporous Network for Energy Applications	2024-01-22	1,24,000.00	1,24,000.00
27	Dr. Javaid Yousuf Bhat	DST	How Rlp24 structurally modulates Drg1, a AAA+ chaperone involved in ribosome biogenesis?	2024-01-22	1,00,000.00	1,00,000.00
28	Dr. Javid A. Sheikh	DST	Design and development of three dimensional flexible antenna array for wearable electromagnetic head imaging system for stroke detection	2024-01-22	1,32,000.00	1,32,000.00

29	Dr. Hilal Ahmad Punoo	UGC	Nano-encapsulation of isoflavones from soy whey and their controlled release in yoghurt targeting health benefits	2024-01-24	2,43,240.00	2,43,540.00
30	Dr. Shaida Andrabi	Ministry of Science & technology	Lipin-1 Investigating its role in mitotic	2024-02-19	58,27,359.00	20,89,120.00
31	Dr. Arshid Jehangir	DST	Investigating climatic and anthropogenic impact on the groundwater quality of shallow aquifers along the flood plains of River Jhelum. Kashmir Himalaya	2024-02-20	10,50,000.00	8,50,000.00
32	Dr mohsin Ahmad Bhat	DST	Designing Metal-Irganic Framework/SAIL based CAlytic Green electrolyte INterfaces for doubly sustainable electrochemical CO2 fixation for the synthesis of value-assded Products	2024-02-23	47,41,264.00	29,53,754.00
33	Dr. Gh. Jeelani	DST	Storage, Transport and CHEmical Evolution	2024-02-27	2,10,65,680.00	1,56,20,000.00
34	Dr. Ab. Ahad Buhroo	DST	An integrative approach to study the taxonomy and distribution of weevils (Coleoptera: Curculionidae) in the North-western Himalaya	2024-03-08	35,65,750.00	15,08,500.00
35	Dr.Aabid Hamid	DST	NPDF-Dr Aabid Hamid	2024-03-15	25,27,200.00	7,08,532.00
36	Dr. Mohd Ashraf Dar	DST	Regulatory mechanism of homologous recombination by USP7-CRL4Cdt2 axis	2024-03-18	28,36,000.00	28,36,000.00
37	Ms. Rahiya Rayees	Ministry of Science & technology	Protein starch nanocomplex from underutilised sources as stablizers for pickering emulsions made by using apricot and sea buckthorn seed oils	2024-03-21	24,64,720.00	3,82,300.00
38	Dr.Javeed Ahmad Rather	Social Science Research	An Evaluation of Self Help groups under Deen Dayal	2024-03-26	2,50,000.00	1,25,000.00
39	Prof. Nisar Ahmad Khan	DST	Formulation and Evaluation of fast..	2024-04-01	1,20,000.00	1,20,000.00
40	Dr.G.N.Bader	DST	Phytochemical investigation and pharmacological	2024-04-04	1,20,000.00	1,14,000.00
41	Kaiser Ahmad Lone	DST	Storage, transport and chemical evolution of groundwater in a mountainous catchment, Western Himalayas.	2024-04-10	22,94,800.00	5,38,571.00



42	DR SARAH	Ministry of Science & technology	the role of extreme weather events and patterns in shapping vadose zone hydrology in snow dominated catchments	2024-04-21	28,50,000.00	28,50,000.00
43	Dr. Wakar Amin	SAC	Experiences of STigma & Discrimination: A STudy of People Livingwith HIV/AIDS and key Population in J&K	2024-04-25	2,00,000.00	80,000.00
44	Dr. Mohammad Tariq Bandy	Ministry of Information & Communication Technology (MeitY)	Visvesvaraya PhD Scheme Phase-II Batch 2023	2024-04-27	14,50,000.00	2,90,000.00
45	Dr.Sarfaraz Ahmad	National Commission for Women	A Study on Problems and prospects of women farmers insericulture industry of J&K	2024-04-29	10,90,000.00	2,72,500.00
46	Dr. Adil Gani	Ministry of Science and Technology, New Delhi	Stabilization and valorization of seed oils from stone	2024-04-30	53,99,920.00	34,43,440.00
47	Dr. Manzoor Ahmad Shah	Biotechnology	Technological innovations for development of functional foods from ethnic fermented foods of the Indian Himalayas	2024-05-14	28,32,240.00	2,00,000.00
48	Dr. Shahzad A. Pandith	DST	Calcium oxalate crystals in Rheum moorcroftianum Royle	2024-05-21	13,00,000.00	23,00,000.00
49	Dr. Nazir Ahmad Dar	DST Nano Mission	Elucidation of possible underlying epigenetic mechanisms in the development of aggressive angiogenesis in esophageal squamous cell carcinoma	2024-05-28	24,40,000.00	1,35,000.00
50	Dr. Abdul Maajid Dar	Social Science Research	Dominant Discourses and political history of Jammu & Kashmir: A study of alternative voice of the state, 1940-1980	2024-05-29	7,94,000.00	1,98,500.00
51	mahboob ul hussain	BIRAC	Establishment of BIRAC EYUVA Centre	2024-06-07	96,80,000.00	1,14,80,000.00
52	Dr mohsin Ahmad Bhat	DST	Design and development of chemically JKST&IC	2024-07-02	1,04,000.00	80,600.00
53	Dr. Tariq Maqbool	DST	Design & Development of protocols for the biosynthesis of Reduced Graphene Oxide (BrGO) using indigenous flora: chemical, biological characterizations & multifaceted applications thereof	2024-07-02	6,00,000.00	93,000.00

54	Prof. Mubashir H. Masoodi	DST	Investigating Betula utilis as reinforcement pharmacotherapy in diabetes mellitus	2024-07-09	1,00,000.00	77,500.00
55	Dr Adil Bashir	ICMR	Primary care prevention interventions for substance use and suicide prevention among youth in Kashmir: development administration and evaluation	2024-07-10	16,76,197.00	18,21,484.00
56	Dr. Hilal Ahmad Punoo	DST	Development of functional yoghurt by the incorporation of omega-3 fatty acids from vegetable sources	2024-07-10	1,12,000.00	86,800.00
57	DR. Habibullah Shah	Social Science Research	Understanding the scenario of Educational Research in India: Insights from the Academics	2024-07-11	5,60,000.00	4,20,000.00
58	Dr Tariq Ahmad	DST	Monitoring and Management	2024-07-15	1,16,000.00	89,900.00
59	Dr.Sami ullah Bhat	DST	Study of Microplastic in drinking....	2024-07-19	1,24,000.00	96,100.00
60	Dr. Irfan Rashid	DST	An integrated approach for assessing the impact of light absorbing particles on snow depletion and	2024-07-22	1,28,000.00	99,200.00
61	Dr. Arshid Jehangir	DST	Alteration in micro-RNAs	2024-07-25	1,24,000.00	96,100.00
62	Dr. Shafquat Majeed	DST	Microwave-assisted solvothermal Synthesis (Mass) of magnetic garnet (MG) nanostructures and their opto-magnetic properties	2024-07-26	1,20,000.00	93,000.00
63	Dr. Shajrul Amin	Ministry of Science & technology	Elucidating the role of Angiopoietin-1/Angiopoietin-2 system in infertility in polycystic ovarian syndrome women	2024-07-30	1,20,000.00	93,000.00
64	Dr. Yahya Bakhtiyar	DST	Population and reproductive	2024-08-01	1,10,000.00	85,250.00
65	Dr.Altaf Hussain	DST	Studies on taxonomic diversity and medical importance of blow files in Kashmir	2024-08-07	1,77,000.00	88,350.00
66	Dr.Sabeera Muzzaffar	DST	Exploration of wild fruits of Himalayan Kashmir for Development of personalized foods for future food industry	2024-08-14	1,00,000.00	77,500.00
67	Dr. Tanveer Ali Dar	DST	Proteomic studies of Ashwagandha for	2024-08-19	1,20,000.00	93,000.00
68	Dr. Riffat John	Ministry of Science &	Understanding the role of Jasmonic acid in tomato	2024-08-20	4,45,000.00	4,45,000.00



		technology	flower development under cold stress			
69	Prof. Syed Wajaht Amin Shah	DST	Green and Sustainable	2024-08-22	1,20,000.00	93,000.00
70	Prof. Bashir Ahmad Ganai	DST	Gut microbiota heterogenicity	2024-09-01	1,18,000.00	91,450.00
71	Dr. Masood Ahmad Rizvi	DST	Designing Supradecorated Allosteric Ligands: An attempt in	2024-09-10	18,65,706.00	5,00,000.00
72	Dr. Manzoor Ahmad Mir	DST	Combatting the breast cancer stemness by targeting the breast cancer stem cell pathway using novel retinoids via combinatorial approach	2024-09-10	41,84,257.00	27,55,910.00
73	Dr. Hilal Ahmad Punoo	Biotechnology	Studies on Development of isoflavone fortified fruit based whey beverages	2024-09-11	6,50,000.00	6,50,000.00
74	Prof. Gull Mohammad Wani	Social Science Research	Functioning and Impact on Ayushman Bharat: A Study of Kashmir Valley	2024-09-11	7,50,000.00	7,50,000.00
75	Prof. Bashir Ahmad Ganai	Department of Health Research	Expression Analysis of GSTP1 and IDH1 genes in primary malignant brain tumour tissues of patients exposed to pesticides	2024-09-12	33,51,954.00	7,35,556.00
76	Dr. Nazir Ahmad Dar	DST	Relation of the selected phase I Xenobiotic metabolizing gene variants with oesophageal squamous cell carcinoma patient survival	2024-09-12	1,20,000.00	93,000.00
77	Dr. Peer Abdul Haseeb Shah	DST	Pharmaceutical co-crystals/salts of azoles anti fungal	2024-09-16	20,98,900.00	20,98,900.00
78	Dr. Adil Bashir	Social Science Research	A study On The Lived Experiences Of Women With Polycystic Ovarian Syndrome Pcos In Kashmir	2024-09-20	14,55,000.00	4,50,000.00
79	faiza jhan	Ministry of Science & technology	Formation of bioactive oleogels using walnut oil and millet nano protein application as fat replacement and delivery of fat soluble vitamins	2024-09-20	40,42,948.00	15,45,508.00
80	Dr. Reiaz UI Rehman	DST	Elucidating the roles of Heat Shock Proteins and Selenium Transporters in Proso Millet	2024-09-25	29,48,260.00	11,49,420.00
81	Dr. Peer Abdul Haseeb Shah	Ministry of Science and Technology, New Delhi	Sugar Transports are new determinants of drug resistance in candida auris	2024-09-30	7,76,920.00	7,76,920.00

82	Dr. Showkat Hassan	SERB-DST	Theoretical studies on lead-free inorganic halide lanthanide-based double perovskites for solar cell applications	2024-10-01	21,31,200.00	3,24,612.00
83	DR.ROMAAN NAZIR	Biotechnology	Exploration of specialized metabolites from newly discovered Swertia species (S. kashmirensis, S. pahalgamensis, S. drassensis): The structural elucidation, bioactivity assessment and Ex-situ conservation implication	2024-10-01	5,61,435.00	78,695.00
84	Dr. Mukhtar Ahmad Khanday	DST	Mathematical nad Numerical investigation of Cooperative of enzymes and Glucose.....	2024-10-01	1,10,000.00	85,250.00
85	DR.IDREES AHMAD WANI	ICMR	Technological Interventions To Enhance The Bioactivity Of Basil Seed Oil Functional Characterization Of Basil Ssk Protein	2024-10-09	7,91,128.00	10,57,015.00
86	Dr. Irfan Rashid	DST	Impact of alien plantation forestry on ecosystem services in Srinagar city of Kashmir Himalayas	2024-10-16	1,00,000.00	1,00,000.00
TOTAL AMOUNT					21,10,51,538.00	11,36,97,142.00

Table 14.0 - List of affiliated colleges

List of Colleges			
S. No	Name of the College & Address	Programme Offered	Intake
No. of Govt Medical Colleges (04)			
1	Govt. Medical College, Srinagar	5 Year MBBS	180
2	Govt. Medical College, Baramulla	5 Year MBBS	100
3	Govt. Medical College, Anantnag	5 Year MBBS	100
4	Govt. Medical College, Handwara	5 Year MBBS	100
No. of Govt Dental Colleges (01)			
1	Govt. Dental College, Srinagar	B.DS	63
No. of Unani Medical Colleges (03)			
1	Kashmir Tibbiya College, Shilvat Sumbal	BUMS	60
2	Institute of Asian Medical Sciences, Zakura	BUMS	60
3	Govt. Unani Medical College, Ganderbal	BUMS	60
No. of Govt. Nursing & Paramedical Colleges (06)			
1	Govt. College for Nursing & Paramedical Sciences, Shireen Bagh Srinagar.	04 Year B.Sc Nursing	50
		B.Sc MLT	20
		B.Sc OTT	20
		B.Sc Renal Dialysis	20
		B.Sc RadioGraphy	10
		B.Sc Aneastisia Technology	10
		B.Sc Cardiac Care Technology	10
		B.Sc Respiratory Care Technology	10
		B.Sc Neuro Science	10
		B.Sc Radio Therapy	10
		B.Sc Physiotherapy	20
2	Govt. College for Nursing & Paramedical Sciences, Baramullah	04 Year B.Sc Nursing	30
		B.Sc MLT	20
		B.Sc OTT	20
		B.Sc Renal Dialysis	20
		B.Sc Radio Graphy	10
		B.Sc Aneastisia TechNology.	10
3	College of Nursing and Paramedical Sciences, GMC Anantnag.	04 Year B.Sc Nursing	30
		B.Sc MLT	20
		B.Sc OTT	20
		B.Sc Renal Dialysis	20

		B.Sc RadioGraphy	10
		B.Sc Aneastisia Technology	10
4	Govt. College of Nursing, Baghi Dilawar Khan Srinagar	04 Year B.Sc Nursing	60
5	Institute of Paramedical Sciences & Nursing (South Campus Anantnang)	04 Year B.Sc Nursing	50
6	Govt. College of Nursing, Pulwama	04 Year B.Sc Nursing	30
No. of Private Paramedical and Nursing Colleges (21)			
1	Arsh Institute of Health Sciences and Technology, Khonmoh Srinagar	04 Year B.Sc Nursing	90
		B.Sc Operation Theater	30
		B.Sc Radiology	30
		B.Sc MLT	30
		B.Sc Anesthesia Technology	30
		B.Sc Renal Dialysis	30
		Bachelors in Physiotherapy	30
2	Bibi Halima College of Nursing & Technology Karan Nagar, Srinagar	04 Year B.Sc Nursing	50
		Post Basic Nursing	40
3	Dolphin Institute of Medical Sciences & Technology, Pulwama	04 Year B.Sc Nursing	60
		B.Sc Operation Theater	25
		B.Sc MLT	25
		B.Sc Radiology	25
		B.Sc OTT (Lateral Entry)	15
		B.Sc MLT (Lateral Entry)	15
4	Dr. Qadri's College of Medical Laboratory Technology, Karan Nagar, Srinagar		
		B.SC MLT	41
5	Florence Paramedical and Nursing Institute, Muslimabad Ananatnag	04 Year B.Sc Nursing	60
		B.Sc MLT	30
		B.Sc Renal Dialysis	20
		B.Sc Operation Theater Technology	15
		B.Sc Radiology	15
6	Guru Institute of Paramedical Sciences, Sopore	B.Sc Medical Lab Technology	30
		B.Sc Anesthesia Technology	30
		B.Sc Operation Theatre Technology	30
7	Haneefa Nursing College, Sopore.	04 Year B.Sc Nursing	80
		B.Sc Anesthesia Technology	20
		B.Sc Operation Theatre	20

		Technology	
		B.Sc Renal Dialysis	10
8	IBN Sina College of Nursing & Health Sciences, Ompora Budgam	04 Year B.Sc Nursing	100
		Post Basic Nursing	50
		B.Sc Medical Lab Technology	25
		B.Sc Anesthesia Technology	25
		B.Sc Operation Theatre Technology	25
		B.Sc Radiography	20
		B.Sc Renal Dialysis	20
9	Kashmir Institute of Medical Sciences and Technology, Lawaypora Srinagar	04 Year B.Sc Nursing	50
		B.Sc MLT	30
		B.Sc OTT	30
		B.Sc Radiology	30
		B.Sc Aneastisia Technology.	30
10	Kidney College of Nursing, Zakura Srinagar	04 Year B.Sc Nursing	100
11	Noorani Paramedical, Training Institute Awantipora Pulwama	B.Sc MLT	15
		B.Sc OTT	15
		B.Sc Radiology	15
		B.Sc Aneastisia Technology.	15
12	Ramzaan College of Nursing, Galander, Pampore, Pulwama	04 Year B.Sc Nursing	100
		Post Basic Nursing	30
13	Royal Institute of Paramedical Sciences, Darend, Nagbal Ganderbal	04 Yr B.Sc Nursing	50
14	SEM College of Nursing, Humhama Budgam	04 Year B.Sc Nursing	50
15	SET Paramedical and Nursing Institute, Bijbihara	B.Sc MLT	25
		B.Sc OTT	25
		B.Sc Radiology	25
		B.Sc Aneastisia Technology.	25
16	Syed Ali Memorial College of Nursing & Paramedical Sciences, Beerwah, Budgam	04 Yr B.Sc Nursing	50
17	Sarah Institute of Medical Sciences, Bandipora	04 Yr B.Sc Nursing	50
18	Skylark Institute of Paramedical Sciences, Pulwama	04 Yr B.Sc Nursing	40
19	SBGM, Shopian	04 Yr B.Sc Nursing	50
20	South Kashmir Paramedical and Nursing Colleg, Laroo, Kulgam	04 Yr B.Sc Nursing	50
21	Maala Aziz Paramedical Institute, Kaloosa Bandipora		30
		04 Yr B.Sc Nursing	

No. of Engineering Colleges (03)			
1	SSM College of Engineering & Technology, Parihaspora Pattan	(B.Tech) Civil, Computer, Mechanical, Electrical and Electronic & Communication.	180, 120, 120, 120, 120
2	Kashmir College of Engineering & Technology, Ranbirgarh, Narbal Srinagar	(B.Tech) Artificial, Civil, Computer, Electronics & Communication, Information Technology	90, 60, 90, 60, 60
3	Institute of Engineering & Technology, Zakura Campus	(B.Tech) Civil, Computer, Mechanical, Electrical and Electronics & Communication.	
No. of Architecture College (01)			
1	School of Architecture, Safapora, Ganderbal.	05 Year B.Architecture	40
No. of Law Colleges (04)			
1	KCEF Law College, Pulwama	LLB & B.A LLB	50 / 50
2	Kashmir Law College, Nowshera, Srinagar	LLB & B.A LLB	120 / 120
3	Sopore Law College, Sopore	LLB & B.A LLB	50 / 50
4	Vitasta Law College, Nowgam Srinagar	B.A LLB	120
No. of IT / Computer & Management Colleges (9)			
1	Greenland Business School, Hawal	BBA	90
2	Gandhi Memorial College, Jammu	B.Com (Hons)/ B.A (MCMP) / B.Sc-IT	30 / 40 /
3	Iqbal Institute of Technology and Management (IITM), Laloo, Hyderpora.	BBA/ BCA/B.Voc	100 / 120
4	S.M. Iqbal Business School, Gogo, Rangreth, Budgam.	BBA/ B.SC-IT/ B.Ed	60 / 40
5	SEM College of Management Studies, Humhama, Budgam.	BBA/ BCA/ B.Ed	100 / 60
6	Sheikh-ul-Alam College of Education, Kupwara	BBA/ B.Ed	60
7	SSM College of Engineering & Technology, Parihaspora, Pattan.	BBA	100
8	CASET College of Computer Science, Srinagar.	BCA	140
9	NIELIT, Gogo Rengreth	BCA/ B.Sc-IT	40 / 40
No. of Oriental Colleges (8)			
1	Anjuman Nusrat-Ul-Islam, Rajouri Kadal, Srinagar.	Molvi, Molvi Alam, Molvi Fazil	
2	Hanfia Arabic College, Noorbagh, Srinagar.	Molvi Fazil, Adeeb Fazil, Munshi Fazil	
3	Islamia Oriental College, Tral.	B.A Fazila	
4	Jamia Bab-Ul-Aloom, Budgam.	Molvi Munshi, Adeeb (Alam Fazil)	
5	Kamla Nehru Memorial Mahavidyala, Barbarshah Sgr.		
6	Jamia MadinatUl-Aloom, Hazratbal, Sgr.	Molvi Alam, Molvi Fazil	

7	Jamia-Tul-Banaat, Lal Bazar, Sgr.	B.A Fazilat	
8	Jamia Siraj-Ul-Uloom, Shopian, Kashmir.	B.A Fazila	
No. of Mathematical Institutions (1)			
1	J & K Institute of Mathematical Sciences, Amar Singh College, Jawahir Nagar, Srionagar.	B.SC/M.SC	40
No. of Music and Fine Arts (1)			
1	College of Music & fine Arts, Naseem Bagh		
Autonomous College (2)			
1	Islamia College of Science & Commerce, Hawal		
2	Govt. Degree College for Boys, Baramulla.		
Composite Regional Centre College (1)			
1	Composite Regiional Centre (CRC) Bemina	PGDRP	25
		BPT	25
		B.Ed Special Education	25
		Bachelors in Rehabilitation Sciences	25
Govt Degree Colleges (64)			
District Srinagar (05)			
1	Gandhi Memorial College, Srinagar		
2	Vishwa Bharti Women’s College, Ranawari,Srinagar		
3	Govt. College for Women, Nawakadal, Srinagar		
4	Srinagar Womens College Batpora, Zakura, Srinagar		
5	Govt. Degree College, Bagi Dilawar Khan, Srinagar		
District Anantnag (13)			
6	Govt. Degree College for Boys, Anantnag.		
7	Govt. Degree College for Women, Anantnag.		
8	Govt. Degree College, Bijbehara		
9	Govt. Degree College, Utrasoo,Anantnag		
10	Govt. Degree College, Vailoo-Larnoo, Anantnag		
11	Govt. Degree College, Dooru		
12	Govt. Degree College, Kokernag		
13	Govt. Degree College Verinag		
14	Govt. Degree College Mattan		
15	Govt. Degree College Qazigund		
16	Govt. Degree College Frisal Homeshallibugh		
17	Govt. Degree College Chittisinghpora		
18	Govt. Degree College Aishmuqam		

District Baramulla (12)			
19	Govt. Degree College for Women, Baramulla		
20	Govt. Degree College, Boys, Sopore,		
21	Govt. Degree College for Women, Sopore.		
22	Govt. Degree College, Tangmarg, Baramulla		
23	Govt. Degree College, Pattan		
24	Govt. Degree College, Uri		
25	Govt. Degree College Hadipora, Baramulla		
26	Govt. Degree College Bomai		
27	Govt. Degree College Kreeri		
28	Govt. Degree College Boniyar		
29	Govt. Degree College Dangiwatcha		
30	Govt. Model Degree College, Singhpora Pattan.		
District Pulwama (06)			
31	Govt. Degree College (Boys)Pulwama		
32	Govt. Degree College, Women, Pulwama		
33	Govt. Degree College, Tral		
34	Govt. Degree College, Pampore, Pulwama		
35	Govt. Degree College Rajpora, Pulwama		
36	Govt. Degree College Awantipora, Pulwama		
District Kupwara (08)			
37	Govt. Degree College, Kupwara.		
38	Govt. Degree College, Handwara.		
39	Govt. Degree College, Women, Kupwara		
40	Govt. Degree College, Sogam, Kupwara		
41	Govt. Degree College, Tangdhar		
42	Govt. Degree College Kralpora		
43	Govt. Degree College, Vilgam		
44	Govt. Degree College Langate		
District Shopian (02)			
45	Govt. Degree College, Shopian		
46	Govt. Degree College, Zainpora Shopian		
District Ganderbal (02)			
47	Govt. Degree College Ganderbal		
48	Govt. Degree College Kangan, Ganderbal		
District Kulgam (03)			
49	Govt. Degree College, Kulgam		

50	Govt. Degree College, Killam, Kulgam		
51	Govt. Degree College, Damhal Hanji Pora, Kulgam		
District Bandipore (06)			
52	Hassan Khoi-e-Hami Memorial College, Bandipore		
53	Govt. Degree College, Gurez		
54	Govt. Degree College, Sumbal		
55	Govt. Degree College, Ajas		
56	Govt. Degree College Hajin		
57	Govt. Degree College Tulail		
District Budgam (07)			
58	Govt. Degree College Beerawah, Budgam		
59	Sheikh-ul-Alam Memorial Degree College Budgam		
60	Govt. Degree College, Khansahib, Budgam		
61	Govt. Degree College, Magam, Budgam		
62	Model Govt. Degree College Charar-i-Sharief, Budgam		
63	Govt. Degree College Chadoora		
64	Govt. Degree College Soibugh		

No. of B.ED Colleges (75)

1	Adnan College of Education, Batpora.Sgr.	B.ED	100
2	Al-Ahad College of Education, K.P. Road, Anantnag	B.ED	100
3	Alamdard College of Education, Sopore	B.ED	100
4	Al-Huda College of Education, Pattan Baramullah	B.ED	100
5	Al-Noor College of Education, Madar Bandipora.	B.ED	100
6	Apex College of Education, Sopore	B.ED	100
7	BABA Payam-u-Din College of Education, ZainageerSopore.	B.ED	100
8	CED College of Education, Narbal Budgam	B.ED	100
9	Chinab Valley College of Education, Narqura Budgam	B.ED	100
10	Dr. Iqbal Trainings College of Education Mehjoor Nagar Sgr.	B.ED	100
11	Franklin College of Education, Sopore	B.ED	100
12	Gandhi Memorial College of Education, Jammu	B.ED	100
13	Green Land College of Education, Hawal, Sgr.	B.ED	100
14	Green Valley College of Education, Dhobivan, Tangmarg.	B.ED	100
15	Green, Valley College of Education, Lethpora Pampore	B.ED	100
16	Gulzar Memorial College of Education, Kalan Sopore	B.ED	100
17	Guru Nanak College of Education, Awantipora Pulwama.	B.ED	100
18	Insight Institute of Educational Technology, Pinglina Pulwama	B.ED	100
19	Jamia College of Education, Brakpora Anantnag.	B.ED	100
20	Janbaz Wali College of Education, Nadihal Baramullah	B.ED	100
21	JET College of Education, Delina Baramullah.	B.ED	100

22	Kashmir College of Education, Model Town Sopore	B.ED	100
23	Kashmir Paradise College of Education, Parihaspora Pattan	B.ED	100
24	Kashmir Valley College of Education, Nowgam, Bypass.	B.ED	100
25	Kashmir Women's College of Education, Noorbagh Sopore	B.ED	100
26	Kaunsar College of Education, Nowshera Sgr.	B.ED	100
27	KCEF College of Education, payar Road Pulwama.	B.ED	100
28	KSERT College of Education, Humhama, Budgam.	B.ED	100
29	Lake City College of Education, Shalimar Sgr.	B.ED	100
30	Mehboob-ul-Alam College of Education, Bandipora.	B.ED	100
31	MET College of Education, Sopore	B.ED	100
32	MTM College of Education, Wusun Tangmarg.	B.ED	100
33	N.R. College of Education, Budshah Nagar Natipora Sgr.	B.ED	100
34	Qamariya College of Education, Badam Pora Ganderbal,	B.ED	100
35	Quality College of Education, Boniyar Baramullah.	B.ED	100
36	Raihan College of Education, Khulmullah, Alastang Ganderbal	B.ED	100
37	Ramzan College of Education, Nowgam Bypass.	B.ED	100
38	Ramzan Memorial College of Education, Rangee Sopore	B.ED	100
39	Rehmat-e-Alam College of Education, Anantnag.	B.ED	100
40	RESET College of Education, Bagander Lasjan	B.ED	100
41	Rizwan Memorial College of Education, Sumbal Road, Asham	B.ED	100
42	S.M.Iqbal College of Education, Gogo Rengreth, Budgam	B.ED	100
43	Sadiq Memorial College of Education, Soura	B.ED	100
44	Sanctorium College of Education, Lalad Sopore.	B.ED	100
45	Sarafraz College of Education, Khalil Colony Hyderpora, Bypass.	B.ED	100
46	SEM College of Education, Humhama Budgam	B.ED	100
47	Shadab College of Education, Malbagh Hazratbal Sgr.	B.ED	100
48	Shaheen College of Education, Rampora, Bandipora	B.ED	100
49	Shah-i-Hamadan College of Education, Siligam Anantnag.	B.ED	100
50	Shanti Niketan College of Education, HMT. Sgr.	B.ED	100
51	Sheikh Hamza College of Education, Mader Bandipora	B.ED	100
52	Sheikh –ul-Alam College of Education, Kupwara	B.ED	100
53	Soch Kral Memorial College of Education, Newa Pulwama.	B.ED	100
54	South Kashmir Teachers Training College, B.K Pora Nowgam	B.ED	100
55	Srinagar College of Education, Zainapora, Shopian	B.ED	100
56	SSM College of Education, Soitang Padshahi Bagh Sgr.	B.ED	100
57	Subhan College of Education, Khowja Bagh Baramullah	B.ED	100
58	Syed Ali Memorial College of Education, Beerwah Budgam.	B.ED	100
59	Tahira Khanam College of Education, Lawaypora Sgr.	B.ED	100
60	Unique College of Education, Mirgund Pattan.	B.ED	100
61	Vishwa Bharti College of Education, Jammu	B.ED	100
62	WEETA College of Education, Sangam Anantnag	B.ED	100



63	Welkin College of Education, Sopore	B.ED	100
64	Wular Valley College of Education, Bandipora.	B.ED	100
65	Zakir Memorial College of Education, Tamulhal, Pulwama	B.ED	100
66	Afarwat College of Education and Technology, Janbazpora Baramulla	B.ED	100
67	Pioneer College of Education, Pattan	B.ED	100
68	Success College Of Education, Padshahi Bagh Srinagar	B.ED	100
69	G.A Memorial College of Education, Lethpora Pampore	B.ED	100
70	Islamic Discovery College of Education, Pumbai Kulgam	B.ED	100
71	Maxwell College of Education, Rajpora Road, Pulwama	B.ED	100
72	Paramount College of Education , Prichoo Pulwama	B.ED	100
73	Guardian College of Education,	B.ED	100
74	South Valley College of Education, Devsar Kulgam	B.ED	100
75	AAR Al-Rashid College of Education, Handwara	B.ED	100
Total Colleges			204

**Table 14.1 – Level / programme wise and gender wise student enrolment in affiliated college
(as per AISHE portal)**

AISHE Code	Institution Name													
		Post Graduate			Under Graduate			Integrated			Total			Grand Total
		M	F	T G	M	F	T G	M	F	T G	M	F	TG	
C-21435	Gandhi Memorial College, Srinagar	0	0	0	1140	522	0	0	0	0	1140	522	0	1662
C-63921	Government Degree College Awantipora	0	0	0	194	201	0	0	0	0	194	201	0	395
C-64537	Government Degree College Bomai	0	0	0	131	145	0	0	0	0	131	145	0	276
C-64714	Government Degree College Dangiwachha	0	0	0	0	0	0	0	0	0	0	0	0	0
C-48529	Government Degree College Dhmal, Hanji Pora	0	0	0	239	329	0	0	0	0	239	329	0	568
C-64949	Government Degree College Frisal	0	0	0	200	281	0	0	0	0	200	281	0	481
C-48524	Government Degree College, Hadi Pora, Baramulla	0	0	0	75	54	0	0	0	0	75	54	0	129
C-64539	Government Degree College Hajin	0	0	0	155	234	0	0	0	0	155	234	0	389
C-48527	Government Degree College, Kangan	0	0	0	568	555	0	0	0	0	568	555	0	1123
C-63968	Government Degree College Kreeri	0	0	0	41	72	0	0	0	0	41	72	0	113
C-48525	Government Degree College, Magam	0	0	0	268	430	0	0	0	0	268	430	0	698
C-63922	Government Degree College Mattan Anantnag	0	0	0	210	173	0	0	0	0	210	173	0	383
C-48532	Government Degree College, Pampore	0	0	0	423	588	0	0	0	0	423	588	0	1011



AISHE Code	Institution Name													
		Post Graduate			Under Graduate			Integrated			Total			Grand Total
		M	F	T G	M	F	T G	M	F	T G	M	F	TG	
C-63599	Government Degree College Rajpora	0	0	0	117	121	0	0	0	0	117	121	0	238
C-50912	Government Degree College, Sumbal, Sonawari,	0	0	0	927	1019	0	0	0	0	927	1019	0	1946
C-48526	Government Degree College, Tangmarg	0	0	0	455	516	0	0	0	0	455	516	0	971
C-65616	Government Degree College Tulail	0	0	0	84	14	0	0	0	0	84	14	0	98
C-48530	Government Degree College Women, Kupwara	0	0	0	0	236	0	0	0	0	0	236	0	236
C-64540	Government Degree College Zainapora	0	0	0	147	210	0	0	0	0	147	210	0	357
C-21408	Govt. College For Women Nawakadal, Srinagar	52	61	0	0	1550	0	0	0	0	52	1611	0	1663
C-64536	Govt Degree College Ajas	0	0	0	101	121	0	0	0	0	101	121	0	222
C-21439	Govt. Degree College Beerwah, Kashmir	0	0	0	490	563	0	0	0	0	490	563	0	1053
C-21448	Govt. Degree College Bijbehara, Kashmir	0	0	0	785	775	0	0	0	0	785	775	0	1560
C-63920	Govt Degree College Boniyar	0	0	0	92	86	0	0	0	0	92	86	0	178
C-21409	Govt. Degree College Boys Baramullah, Kashmir	54	56	0	2134	791	0	0	0	0	2188	847	0	3035
C-64873	Govt Degree College Chadoora	0	0	0	199	258	0	0	0	0	199	258	0	457
C-21421	Govt. Degree College Dooru, Kashmir	0	0	0	606	483	0	0	0	0	606	483	0	1089
C-21415	Govt. Degree College For Boys Anantnag, Kashmir	18	11	0	2752	481	0	0	0	0	2770	492	0	3262

AISHE Code	Institution Name													
		Post Graduate			Under Graduate			Integrated			Total			Grand Total
		M	F	T G	M	F	T G	M	F	T G	M	F	TG	
C-21459	Govt. Degree College For Women, Baramullah, Kmr.	0	0	0	0	1757	0	0	0	0	0	1757	0	1757
C-21411	Govt. Degree College For Women Pulwama, Kashmir	0	0	0	0	1442	0	0	0	0	0	1442	0	1442
C-21454	Govt. Degree College For Womens, Anantnag	0	0	0	0	3320	0	0	0	0	0	3320	0	3320
C-35390	Govt. Degree College For Women Sopore, Kashmir	0	0	0	0	903	0	0	0	0	0	903	0	903
C-21440	Govt. Degree College Ganderbal, Kashmir	0	0	0	1421	1188	0	0	0	0	1421	1188	0	2609
C-21437	Govt. Degree College Gurez, Kashmir	0	0	0	102	92	0	0	0	0	102	92	0	194
C-21418	Govt Degree College Handwara, Kashmir	0	0	0	940	888	0	0	0	0	940	888	0	1828
C-21447	Govt. Degree College Khansahib Budgam, Kmr	0	0	0	245	209	0	0	0	0	245	209	0	454
C-21449	Govt. Degree College, Killam Kulgam, Kmr	0	0	0	168	183	0	0	0	0	168	183	0	351
C-21431	Govt. Degree College Kokernag, Kashmir	0	0	0	666	711	0	0	0	0	666	711	0	1377
C-64651	Govt Degree College Kralpora	0	0	0	87	91	0	0	0	0	87	91	0	178
C-21414	Govt. Degree College Kulgam, Kashmir	0	0	0	1439	1801	0	0	0	0	1439	1801	0	3240
C-21410	Govt. Degree College Kupwara, Kashmir	0	0	0	953	549	0	0	0	0	953	549	0	1502
C-64538	Govt Degree College Langate	0	0	0	78	109	0	0	0	0	78	109	0	187



AISHE Code	Institution Name													
		Post Graduate			Under Graduate			Integrated			Total			Grand Total
		M	F	T G	M	F	T G	M	F	T G	M	F	TG	
C-21443	Govt. Degree College Pattan, Kashmir	0	0	0	738	790	0	0	0	0	738	790	0	1528
C-21446	Govt. Degree College Pulwama, Kashmir	0	0	0	1392	709	0	0	0	0	1392	709	0	2101
C-64535	Govt Degree College Qazigund	0	0	0	133	234	0	0	0	0	133	234	0	367
C-21420	Govt. Degree College Shopian, Kashmir	0	0	0	1117	1610	0	0	0	0	1117	1610	0	2727
C-21442	Govt. Degree College Sogam Kupwara, Kashmir	0	0	0	243	265	0	0	0	0	243	265	0	508
C-64918	Govt Degree College Soibugh	0	0	0	88	134	0	0	0	0	88	134	0	222
C-21433	Govt. Degree College Sopore	28	15	0	791	644	0	0	0	0	819	659	0	1478
C-21424	Govt. Degree College Tangdar Kupwara, Kashmir	0	0	0	293	212	0	0	0	0	293	212	0	505
C-21438	Govt. Degree College Tral, Kashmir	0	0	0	535	653	0	0	0	0	535	653	0	1188
C-21413	Govt. Degree College, Uri	0	0	0	703	319	0	0	0	0	703	319	0	1022
C-21427	Govt. Degree College Uttersoo, Kashmir	0	0	0	203	193	0	0	0	0	203	193	0	396
C-57436	Govt Degree College, Vailoo, Larnoo	0	0	0	66	74	0	0	0	0	66	74	0	140
C-64679	Govt Degree College Verinag	0	0	0	42	112	0	0	0	0	42	112	0	154
C-64012	Govt Degree College Vilgam Kupwara	0	0	0	38	30	0	0	0	0	38	30	0	68
C-21407	Islamia College Of Science & Commerce, Srinagar	156	181	0	1881	1235	0	45	128	0	2082	1544	0	3626
C-58020	Jammu And Kashmir Institute Of Mathematical Sciences	0	0	0	0	0	0	128	44	0	128	44	0	172
C-47441	Model Government Degree	0	0	0	453	381	0	0	0	0	453	381	0	834

AISHE Code	Institution Name													
		Post Graduate			Under Graduate			Integrated			Total			Grand Total
		M	F	T G	M	F	T G	M	F	T G	M	F	TG	
	College, Chrari Sharief,													
C-35389	Srinagar Women's College, Srinagar	0	0	0	0	561	0	0	0	0	0	561	0	561
C-21436	Vishwa Bharti Womens College, Srinagar	0	0	0	552	427	0	0	0	0	552	427	0	979
Total		308	324	0	27900	32634	0	173	172	0	28381	33130	0	61511

Enrolment of affiliated Govt. Professional Colleges

AISHE Code	Institution Name	Level																		
		Post Graduate			Under Graduate			PG Diploma			Diploma			Integrated			Total			Grand Total
		M	F	TG	M	F	TG	M	F	TG	M	F	TG	M	F	TG	M	F	TG	
C-67954	Government Unani Medical College And Hospital Ganderbal	0	0	0	85	92	0	0	0	0	0	0	0	0	0	0	85	92	0	177
C-21425	Govt. Dental College, Srinagar	35	45	0	59	76	0	0	0	0	2	7	0	0	0	0	96	128	0	224
C-21456	Govt. Medical College Srinagar,	412	339	0	380	329	0	2	4	0	0	0	0	0	0	0	794	672	0	1466
C-72343	Govt College Of Nursing Pulwama	0	0	0	15	22	0	0	0	0	0	0	0	0	0	0	15	22	0	37
C-53486	Govt. College Of Nursing, Shireen Bagh,	0	0	0	717	408	3	0	0	0	0	0	0	0	0	0	717	408	3	1128
C-21444	Govt. College Of Physical Education Ganderbal, Kashmir	33	9	0	0	0	0	97	41	0	0	0	0	0	0	0	130	50	0	180
C-62973	Government Medical College Anantnag	0	0	0	362	386	0	0	0	0	0	0	0	0	0	0	362	386	0	748
C-62953	Government Medical College Baramulla	0	0	0	299	325	0	0	0	0	0	0	0	0	0	0	299	325	0	624
C-71481	Government Medical College Handwara	0	0	0	50	42	0	0	0	0	0	0	0	0	0	0	50	42	0	92
Total		480	393	0	1967	1680	3	99	45	0	2	7	0	0	0	0	2548	2125	3	4676

Enrolment of Private affiliated Professional Colleges

AISHE Code	Institution Name	Level																		
		Post Graduate			Under Graduate			PG Diploma			Diploma			Integrated			Total			Grand Total
		M	F	TG	M	F	TG	M	F	TG	M	F	TG	M	F	TG	M	F	TG	
C-50488	Afarwat College Of Education	0	0	0	96	100	0	0	0	0	0	0	0	0	0	0	96	100	0	196
C-45949	Al-Ahad College Of Education, Anantnag	0	0	0	93	45	0	0	0	0	0	0	0	0	0	0	93	45	0	138
C-45960	Al-Huda College Of Education, Baramullah	0	0	0	30	70	0	0	0	0	0	0	0	0	0	0	30	70	0	100
C-46520	Anjuman Nusrat Ul Islam Oriental College Rajouri Kadal	144	53	0	0	0	0	0	0	0	0	0	0	0	0	0	144	53	0	197
C-62840	Arr Rashid College Of Education Unisoo	0	0	0	84	57	0	0	0	0	0	0	0	0	0	0	84	57	0	141
C-71928	Arsh Institute Of Health Science And Technology	0	0	0	188	417	0	0	0	0	0	0	0	0	0	0	188	417	0	605
C-45962	Baba Payam- Uddin College Of Education, Baramullah	0	0	0	1	0	0	0	0	0	0	0	0	0	0	0	1	0	0	1
C-46525	Bibi Halima College Of Nursing And Medical Technology	1	15	0	82	215	0	0	0	0	0	0	0	0	0	0	83	230	0	313
C-46532	Caset College Of Computer Sciences	0	0	0	304	55	0	0	0	0	0	0	0	0	0	0	304	55	0	359
C-45975	Chinab Valley College Of Education, Budgam	0	0	0	110	110	0	0	0	0	0	0	0	0	0	0	110	110	0	220
C-47452	Composite Regional Centre, Ministry Of Social Justice Empowerment, Bemina	0	0	0	21	86	0	1	18	0	0	0	0	0	0	0	22	104	0	126
C-53110	Craft Development Institute, Bagh- I-Ali Maradan Khan	3	7	0	0	0	0	0	0	0	0	0	0	0	0	0	3	7	0	10
C-46522	Darul-Aloom Hanfia Arabia College, Noor Bagh	0	0	0	28	0	0	0	0	0	0	0	0	0	0	0	28	0	0	28



AISHE Code	Institution Name	Level																		
		Post Graduate			Under Graduate			PG Diploma			Diploma			Integrated			Total			Grand Total
		M	F	TG	M	F	TG	M	F	TG	M	F	TG	M	F	TG	M	F	TG	
C-64013	Dolphin Institute Of Medical Science And Technology Tahab Road Pulwama	0	0	0	262	317	0	0	0	0	113	222	0	0	0	0	375	539	0	914
C-46000	Dr Iqbal Teacher Training College Of Education, Srinagar	0	0	0	83	122	0	0	0	0	0	0	0	0	0	0	83	122	0	205
C-72541	Florence Paramedical And Nursing Institute Anantnag	0	0	0	79	138	0	0	0	0	0	0	0	0	0	0	79	138	0	217
C-45963	Franklin College Of Education, Baramullah	0	0	0	139	58	0	0	0	0	0	0	0	0	0	0	139	58	0	197
C-50489	G A Memorial College Of Education	0	0	0	106	62	0	0	0	0	0	0	0	0	0	0	106	62	0	168
C-45986	Ghandhi Memorial College Of Education, Jammu	0	0	0	52	72	0	0	0	0	0	0	0	0	0	0	52	72	0	124
C-46531	Green Land Business School	0	0	0	62	16	0	0	0	0	0	0	0	0	0	0	62	16	0	78
C-46002	Green Land College Of Education, Srinagar	0	0	0	7	35	0	0	0	0	0	0	0	0	0	0	7	35	0	42
C-45964	Green Valley College Of Education, Baramullah	0	0	0	96	84	0	0	0	0	0	0	0	0	0	0	96	84	0	180
C-45992	Green Valley College Of Education, Pulwama	0	0	0	86	14	0	0	0	0	0	0	0	0	0	0	86	14	0	100
C-45965	Gulzar Memoroial College Of Education, Baramullah	0	0	0	146	52	0	0	0	0	0	0	0	0	0	0	146	52	0	198
C-45993	Guru Nank College Of Education, Pulwama	0	0	0	75	103	0	0	0	0	0	0	0	0	0	0	75	103	0	178
C-63966	Haneefa Nursing College Sopore	0	0	0	74	219	0	0	0	0	0	0	0	0	0	0	74	219	0	293

AISHE Code	Institution Name	Level																		
		Post Graduate			Under Graduate			PG Diploma			Diploma			Integrated			Total			Grand Total
		M	F	TG	M	F	TG	M	F	TG	M	F	TG	M	F	TG	M	F	TG	
C-21450	Hassan Khoyihami Memorial Degree College Bandipora	0	0	0	609	618	0	0	0	0	0	0	0	0	0	0	609	618	0	1227
C-64014	Ibn Sina College Of Nursing And Health Sciences	0	0	0	66	158	0	0	0	0	0	0	0	0	0	0	66	158	0	224
C-45994	Insight Institute Of Education And Traning, Pulwama	0	0	0	95	95	0	0	0	0	0	0	0	0	0	0	95	95	0	190
C-46526	Institute Of Asian Medical Science And Unani	0	0	0	87	123	0	0	0	0	0	0	0	0	0	0	87	123	0	210
C-35391	Iqbal Institute Of Technology & Management Hyderpora,Srina gar	27	24	0	252	48	0	0	0	0	0	0	0	0	0	0	279	72	0	351
C-50490	Islamic Discovery Of Education	0	0	0	84	114	0	0	0	0	0	0	0	0	0	0	84	114	0	198
C-46524	Islamic Oriental College, Tral	0	0	0	4	56	0	0	0	0	0	0	0	0	0	0	4	56	0	60
C-46517	Jamia Babul Aloom, Mirgund Budgam	0	0	0	4	0	0	0	0	0	0	0	0	0	0	0	4	0	0	4
C-45950	Jamia College Of Educaiton, Anantnag	0	0	0	90	109	0	0	0	0	0	0	0	0	0	0	90	109	0	199
C-46521	Jamia Madinat-UI-Aloom, Oriental College, Hazratbal	0	0	0	21	1	0	0	0	0	0	0	0	0	0	0	21	1	0	22
C-46519	Jamia-Tul-Banat, Umer Colony, Lal Bazar	0	0	0	0	296	0	0	0	0	0	0	0	0	0	0	0	296	0	296
C-45966	Jan Baz Wali College Of Education, Baramullah	0	0	0	116	43	0	0	0	0	0	0	0	0	0	0	116	43	0	159
C-45967	Jehlum Education Trust, Baramullah	0	0	0	131	75	0	0	0	0	0	0	0	0	0	0	131	75	0	206



AISHE Code	Institution Name	Level																		
		Post Graduate			Under Graduate			PG Diploma			Diploma			Integrated			Total			Grand Total
		M	F	TG	M	F	TG	M	F	TG	M	F	TG	M	F	TG	M	F	TG	
C-45968	Kashmir College Of Education, Baramullah	0	0	0	128	30	0	0	0	0	0	0	0	0	0	0	128	30	0	158
C-46541	Kashmir Law College	0	0	0	19	24	0	0	0	0	0	0	0	225	371	0	244	395	0	639
C-45969	Kashmir Paradise College Of Education, Baramullah	0	0	0	132	52	0	0	0	0	0	0	0	0	0	0	132	52	0	184
C-46527	Kashmir Tibbia College	0	0	0	35	232	0	0	0	0	0	0	0	0	0	0	35	232	0	267
C-45970	Kashmir Womens College Of Education, Baramullah	0	0	0	33	41	0	0	0	0	0	0	0	0	0	0	33	41	0	74
C-45995	Kcef College Of Education, Pulwama	0	0	0	103	66	0	0	0	0	0	0	0	0	0	0	103	66	0	169
C-46539	Kcef Law College	0	0	0	16	24	0	0	0	0	0	0	0	58	97	0	74	121	0	195
C-66399	Kidney College Of Nursing Zakura Srinagar Kashmir	0	0	0	8	48	0	0	0	0	0	0	0	0	0	0	8	48	0	56
C-46004	Lake City College Of Education, Srinagar	0	0	0	97	107	0	0	0	0	0	0	0	0	0	0	97	107	0	204
C-45955	Mehboob-Ul-Aalam College Of Education, Bandipore	0	0	0	85	37	0	0	0	0	0	0	0	0	0	0	85	37	0	122
C-21452	M.E.T, Teachers Training College Sopore, Kashmir	0	0	0	57	44	0	0	0	0	0	0	0	0	0	0	57	44	0	101
C-46535	Mex Well College Of Education	0	0	0	77	119	0	0	0	0	0	0	0	0	0	0	77	119	0	196
C-46005	Mother Teresa Memorial College Of Education, Tangmarg	0	0	0	208	124	0	0	0	0	0	0	0	0	0	0	208	124	0	332
C-21430	National Institute Of Electronics And Information Technology, (NIELIT) Srinagar	13	14	0	95	22	0	0	0	0	0	0	0	0	0	0	108	36	0	144

AISHE Code	Institution Name	Level																					
		Post Graduate			Under Graduate			PG Diploma			Diploma			Integrated			Total			Grand Total			
		M	F	TG	M	F	TG	M	F	TG	M	F	TG	M	F	TG	M	F	TG				
C-46006	Nund Reshi College Of Education, Srinagar	0	0	0	71	27	0	0	0	0	0	0	0	0	0	0	0	0	0	71	27	0	98
C-63978	Nursing College Government Medical College Baramulla	0	0	0	48	70	0	0	0	0	0	0	0	0	0	0	0	0	0	48	70	0	118
C-50491	Paramount College Of Education	0	0	0	81	114	0	0	0	0	0	0	0	0	0	0	0	0	0	81	114	0	195
C-50492	Pioneer College Of Education	0	0	0	55	35	0	0	0	0	0	0	0	0	0	0	0	0	0	55	35	0	90
C-45984	Qamariya College Of Education, Ganderbal	0	0	0	39	54	0	0	0	0	0	0	0	0	0	0	0	0	0	39	54	0	93
C-45951	Rahmat-E-Aalam College Of Education, Anantnag	0	0	0	68	40	0	0	0	0	0	0	0	0	0	0	0	0	0	68	40	0	108
C-45972	Ramzan Memorial College Of Education, Baramullah	0	0	0	97	78	0	0	0	0	0	0	0	0	0	0	0	0	0	97	78	0	175
C-46009	Rizwan Memorial College Of Education, Bandipora	0	0	0	164	24	0	0	0	0	0	0	0	0	0	0	0	0	0	164	24	0	188
C-45990	Sanctorum College Of Education, Lalad, Sopore, Baramulla	5	7	0	102	77	0	0	0	0	0	0	0	0	0	0	0	0	0	107	84	0	191
C-71483	Sarah Institute Of Medical Sciences Bandipora	0	0	0	18	49	0	0	0	0	0	0	0	0	0	0	0	0	0	18	49	0	67
C-67375	School Of Architecture Kashmir	0	0	0	25	22	0	0	0	0	0	0	0	0	0	0	0	0	0	25	22	0	47
C-45980	Sem College Of Education, Budgam	0	0	0	334	250	0	0	0	0	0	32	99	0	0	0	0	0	0	366	349	0	715
C-46011	Shadab College Of Education, Srinagar	0	0	0	110	84	0	0	0	0	0	0	0	0	0	0	0	0	0	110	84	0	194
C-45956	Shaheen College Of Education, Bandipore	0	0	0	60	40	0	0	0	0	0	0	0	0	0	0	0	0	0	60	40	0	100



AISHE Code	Institution Name	Level																		
		Post Graduate			Under Graduate			PG Diploma			Diploma			Integrated			Total			Grand Total
		M	F	TG	M	F	TG	M	F	TG	M	F	TG	M	F	TG	M	F	TG	
C-46012	Shanti Nikatam College Of Education, Srinagar	0	0	0	54	46	0	0	0	0	0	0	0	0	0	0	54	46	0	100
C-45989	Sheikhul- Aalam College Of Education, Kupwara	0	0	0	100	64	0	0	0	0	0	0	0	0	0	0	100	64	0	164
C-21441	Shiekh-Ul-Alam Memorial Degree College, Budgam.	0	0	0	1371	1368	0	0	0	0	0	0	0	0	0	0	1371	1368	0	2739
C-45981	Sir Syed Memorial College Of Education, Budgam	0	0	0	120	80	0	0	0	0	0	0	0	0	0	0	120	80	0	200
C-46001	S M Iqbal College Of Education, Srinagar	0	0	0	164	101	0	0	0	0	0	0	0	0	0	0	164	101	0	265
C-45996	Soch Kral Memroial College Of Education, Pulwama	0	0	0	100	83	0	0	0	0	0	0	0	0	0	0	100	83	0	183
C-46540	Sopore Law College	0	0	0	28	49	0	0	0	0	0	0	0	0	79	158	107	207	0	314
C-57507	South Valley College Of Education, Devsar Kulgam	0	0	0	98	87	0	0	0	0	0	0	0	0	0	0	98	87	0	185
C-45997	Srinagar College Of Education, Shupiyan	0	0	0	30	70	0	0	0	0	0	0	0	0	0	0	30	70	0	100
C-46528	Ssm College Of Engineering	31	26	0	706	278	0	0	0	0	0	0	0	0	0	0	737	304	0	1041
C-45973	Subhan Institute Of Educational Tenchnology, Baramullah	0	0	0	87	98	0	0	0	0	0	0	0	0	0	0	87	98	0	185
C-45983	Syed Ali Memorial College Of Education, Beerwah	0	0	0	62	134	0	0	0	0	0	0	0	0	0	0	62	134	0	196
C-72543	Syed Baha Ud Din Ganj Baksh Memorial Institute Of Paramedical Sciences Arhama Shopian	0	0	0	23	37	0	0	0	0	0	0	0	0	0	0	23	37	0	60

AISHE Code	Institution Name	Level																		
		Post Graduate			Under Graduate			PG Diploma			Diploma			Integrated			Total			Grand Total
		M	F	TG	M	F	TG	M	F	TG	M	F	TG	M	F	TG	M	F	TG	
C-46013	Tahira Khanams College Of Education, Srinagar	0	0	0	72	128	0	0	0	0	0	0	0	0	0	0	72	128	0	200
C-45991	Unique College Of Education, Mirgund Baramullah	0	0	0	152	48	0	0	0	0	0	0	0	0	0	0	152	48	0	200
C-45988	Vishwa Bharti College Of Education, Jammu	0	0	0	22	93	0	0	0	0	0	0	0	0	0	0	22	93	0	115
C-46538	Vitasta School Of Law	0	0	0	0	0	0	0	0	0	0	0	0	0	247	357	247	357	0	604
C-45974	Welkin College Of Education, Baramullah	0	0	0	86	96	0	0	0	0	0	0	0	0	0	0	86	96	0	182
C-45958	Wular Valley College Of Education, Bandipore	0	0	0	46	54	0	0	0	0	0	0	0	0	0	0	46	54	0	100
C-45998	Zakir Memorial College Of Educartion, Pulwama	0	0	0	119	86	0	0	0	0	0	0	0	0	0	0	119	86	0	205
224		146		0	9668	9117	0	1	18	0	145	321	0	609	983	0	10647	10585	0	21232



Published on behalf of
University of Kashmir by Directorate of Internal Quality Assurance (DIQA)
www.diqa.uok.edu.in, email at:-diqa@uok.edu.in