

UNIVERSITY OF KASHMIR

Teachers Feedback about Curricular Design (2020-2021)

Questionnaire:

The questionnaire seeks information pertaining to your level of satisfaction with the Curriculum (Design, Learning & Outcome). Your information/Response will be kept strictly confidential and will be used for the improvement of Curriculum quality.

For each Statement, please indicate your level of satisfaction with the following statement by choosing (✓) a score between 1 and 5

Note: 1 = strongly disagree, 2 = Disagree, 3 = Neither Agree nor disagree, 4 = Agree, 5 = strongly agree.

Statement	Curriculum (Design, Learning & Outcome)	1	2	3	4	5
1	The Curriculum and Syllabus offered are updated and need based.					
2	The Learning objectives and course outcomes are well defined and clear.					
3	Sufficient number of relevant reading materials and digital resources are readily available in the Library					
4	The course/ curriculum has a balance between theory and application.					
5	The course/ curriculum enriched my knowledge and perspective in the subject area.					
6	I have the freedom to propose, modify, suggest and incorporate changes in the syllabus through proper forum.					
7	I have the freedom to adopt new ways, techniques and tools in the teaching.					
8	I am able to achieve course outcomes at the completion of each course assigned to me.					
9	I take care of slow learners and if needed remedial classes are arranged for them.					
10	Curriculum is always designed and developed as per the statutes of the university and other regulatory bodies.					

TEACHER'S FEEDBACK ANALYSIS (2020-2021)

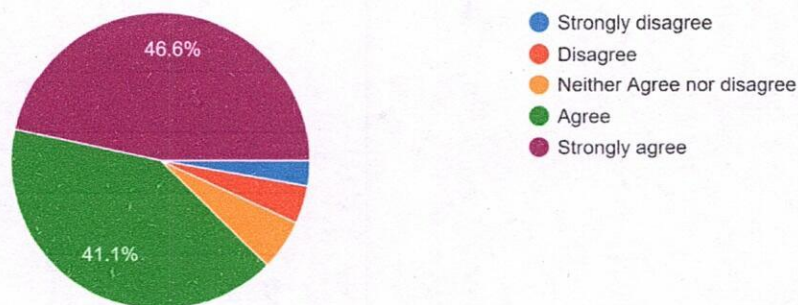
Directorate of Internal Quality Assurance (DIQA) of University of Kashmir has the mandate to design and collect feedback from its stakeholders to monitor and evaluate quality of curriculum and curriculum-related issues. The feedback forms were collected from teachers on several aspects of the curriculum and its learning-related issues in terms of quality, competence, skills and professionalism. The sample selected respondents submitted their responses through online data collection platform via Google form.

The sample Size of teacher's feedback was 73 across different departments collected with the help of Google form. The responses are scored over a five point scale (Strongly agree, Agree, Neutral, Disagree, Strongly disagree) which reflected the viewpoints of faculty members from the different departments. The DIQA considered the suggestions and discussed them with the authorities. Subsequently, the authorities took the necessary steps to enhance the quality of curriculum design and the teaching-learning process.

FEEDBACK ANALYSIS AND INTERPRETATION

1. The Curriculum and Syllabus offered are updated and need based.

73 responses

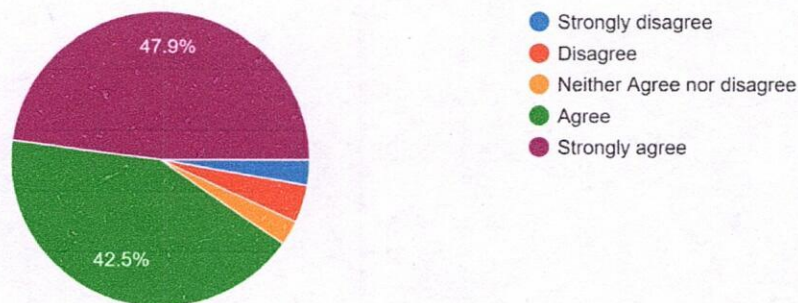


Curriculum and syllabus are need based	Strongly Disagree	Disagree	Neutral	Agree	Strongly Agree
Percentage	2	4	6	41	47
Number	1	3	4	30	35

The data distribution indicates that the majority of respondents believe that the curriculum and syllabus are need-based, with 41% agreeing and 47% strongly agreeing. This suggests a strong overall consensus that the curriculum and syllabus meet the needs.

2. The Learning objectives and course outcomes are well defined and clear.

73 responses

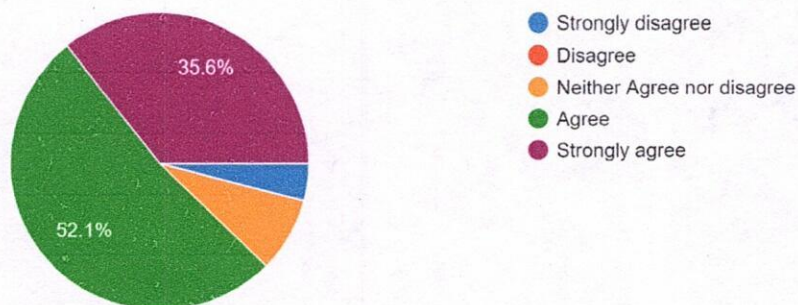


The learning objectives and course outcomes are well defined and clear.	Strongly Disagree	Disagree	Neutral	Agree	Strongly Agree
Percentage	2	4	3	43	48
Number	2	3	2	31	35

The data distribution shows that a large majority of respondents find the learning objectives and course outcomes to be well-defined and clear, with 43% agreeing and 48% strongly agreeing. A very small percentage of respondents are neutral (3%), disagree (4%), or strongly disagree (2%), with only a few individuals in these categories (2, 3, and 2 people respectively). This indicates a strong overall consensus that the learning objectives and course outcomes are clearly articulated.

3. Sufficient number of relevant reading materials and digital resources are readily available in the Library

73 responses



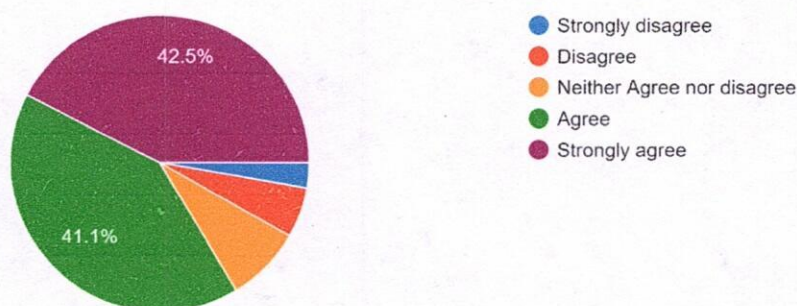
Handwritten signatures in blue ink.

Sufficient number of reading materials and digital resources are readily available in the library.	Strongly Disagree	Disagree	Neutral	Agree	Strongly Agree
Percentage	4	0	8	52	36
Number	3	0	6	38	26

The data distribution indicates that the majority of respondents believe there are sufficient reading materials and digital resources readily available in the library, with 52% agreeing and 36% strongly agreeing. This suggests a strong overall consensus that the library is well-stocked with necessary resources, though a small minority have reservations.

4. The course/ curriculum has a balance between theory and application.

73 responses



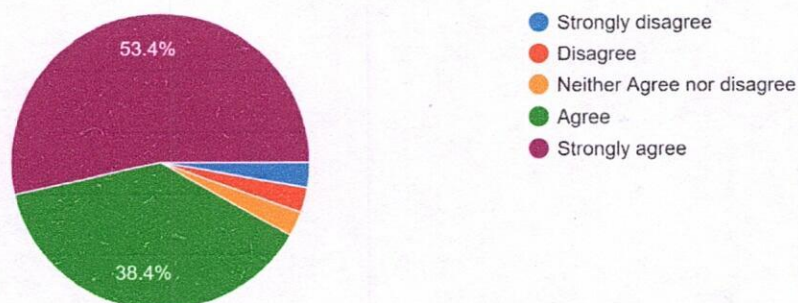
The course has a good balance between theory and application.	Strongly Disagree	Disagree	Neutral	Agree	Strongly Agree
Percentage	2	6	8	41	43
Number	2	4	6	30	31

The data distribution shows that a majority of respondents believe the course has a good balance between theory and application, with 41% agreeing and 43% strongly agreeing. A smaller percentage are neutral (8%), disagree (6%), or strongly disagree (2%), with only a few individuals in these categories (2, 4, and 6 people respectively). This indicates a strong overall consensus that the course effectively balances theoretical and practical components, though a minor portion of respondents have differing views.

Handwritten signatures and initials in blue ink.

5. The course/ curriculum enriched my knowledge and perspective in the subject area.

73 responses

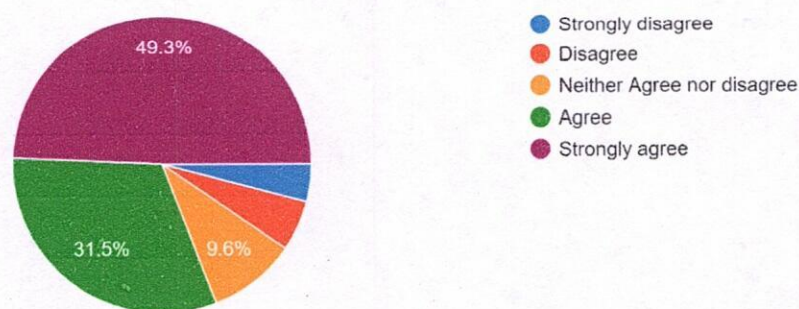


The course enriched my knowledge and perspective in the subject area.	Strongly Disagree	Disagree	Neutral	Agree	Strongly Agree
Percentage	3	3	3	38	53
Number	2	2	2	28	39

The data distribution indicates that the majority of respondents feel that the course enriched their knowledge and perspective in the subject area, with 38% agreeing and 53% strongly agreeing. This suggests a strong overall consensus that the course was beneficial in enhancing knowledge and perspective in the subject area.

6. I have the freedom to propose, modify, suggest and incorporate changes in the syllabus through proper forum.

73 responses



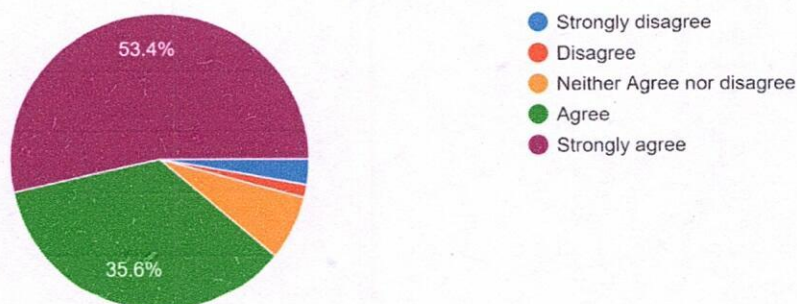
Handwritten signatures and initials in blue ink.

I have the freedom to propose, modify, suggest and incorporate changes in the syllabus through proper forum.	Strongly Disagree	Disagree	Neutral	Agree	Strongly Agree
Percentage	4	5	10	32	49
Number	3	4	7	23	36

The data distribution shows that a significant majority of respondents feel they have the freedom to propose, modify, suggest, and incorporate changes in the syllabus through proper forums, with 32% agreeing and 49% strongly agreeing. This indicates a strong overall consensus that there is substantial freedom for faculty to influence the syllabus, though some respondents are less certain or disagree.

7. I have the freedom to adopt new ways, techniques and tools in the teaching.

73 responses



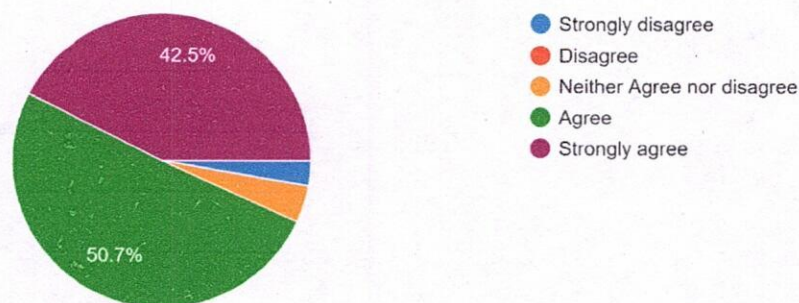
I have the freedom to adopt new ways, techniques and tools in the teaching.	Strongly Disagree	Disagree	Neutral	Agree	Strongly Agree
Percentage	3	1	7	36	53
Number	2	1	5	26	39

The data distribution indicates that the majority of respondents feel they have the freedom to adopt new ways, techniques, and tools in teaching, with 36% agreeing and 53% strongly agreeing. This suggests a strong overall consensus that there is significant freedom for innovation in teaching methods.

Handwritten signatures in blue ink.

8. I am able to achieve course outcomes at the completion of each course assigned to me.

73 responses

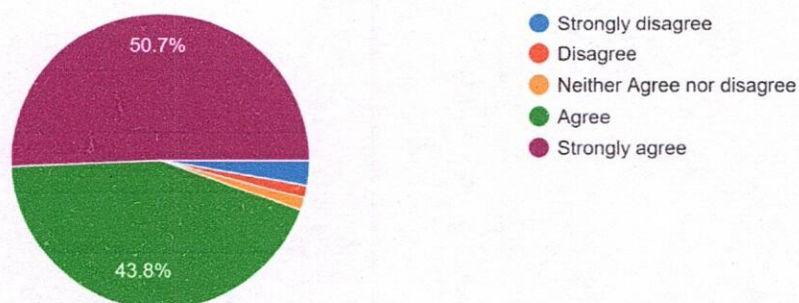


I am able to achieve course outcomes at the completion of each course assigned to me.	Strongly Disagree	Disagree	Neutral	Agree	Strongly Agree
Percentage	2	0	4	51	43
Number	1	0	3	37	32

The data distribution shows that an overwhelming majority of respondents feel they are able to achieve course outcomes upon completion of each assigned course, with 51% agreeing and 43% strongly agreeing. This indicates a strong overall consensus that course outcomes are successfully met by the majority of teachers.

9. I take care of slow learners and if needed remedial classes are arranged for them.

73 responses



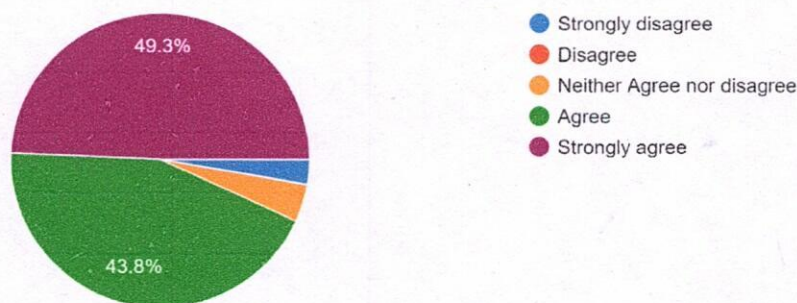
I take care of slow learners and if needed remedial classes are arranged for them.	Strongly Disagree	Disagree	Neutral	Agree	Strongly Agree
Percentage	3	1	1	44	51
Number	2	1	1	32	37

[Handwritten signatures]

The data distribution indicates that the majority of respondents take care of slow learners and arrange remedial classes if needed. This suggests a strong overall consensus that attention and support are provided to slow learners through remedial classes.

10. Curriculum is always designed and developed as per the statutes of the university and other regulatory bodies.

73 responses



Curriculum is always designed and developed as per the statutes of the university and regulatory bodies.	Strongly Disagree	Disagree	Neutral	Agree	Strongly Agree
Percentage	3	0	4	44	49
Number	2	0	3	32	36

The data distribution shows that the majority of respondents believe the curriculum is always designed and developed as per the statutes of the university and regulatory bodies, with 44% agreeing and 49% strongly agreeing. A very small percentage are neutral (4%) or strongly disagree (3%), with only a few individuals in these categories (2 and 3 people respectively), and no respondents disagree. This indicates a strong overall consensus that the curriculum adheres to university and regulatory standards

Key Findings of the study.

1. The majority of respondents (88%) agree or strongly agree that the curriculum and syllabus are need-based.
2. A significant majority (91%) agree or strongly agree that the learning objectives and course outcomes are well-defined and clear
3. The majority (88%) agree or strongly agree that sufficient reading materials and digital resources are readily available in the library
4. A significant majority (93%) agree or strongly agree that the curriculum is always designed and developed as per the statutes of the university and regulatory bodies

[Handwritten signatures]

5 Most respondents (95%) agree or strongly agree that they take care of slow learners and arrange remedial classes if needed

6 The majority (94%) agree or strongly agree that they are able to achieve course outcomes at the completion of each course assigned to them

7. The vast majority (89%) agree or strongly agree that they have the freedom to adopt new ways, techniques, and tools in teaching.

Suggestions:

1. Enhanced Support for Neutral and Disagreeing Respondents:

Although the majority are satisfied with various aspects, a small percentage of respondents expressed neutrality or disagreement. It's important to investigate the specific concerns of these respondents to address any underlying issues and improve overall satisfaction.

2. Increase Engagement with Curriculum Design:

While 81% feel they have the freedom to influence the syllabus, efforts should be made to increase this percentage. More opportunities and platforms for faculty to contribute to curriculum design could be beneficial.

3. Regular Review of Curriculum Compliance:

Regularly review the curriculum to ensure ongoing compliance with university statutes and regulatory bodies, while also seeking ways to innovate and improve educational standards.

4. Resource Availability in Libraries:

Continue to expand and update the reading materials and digital resources in libraries to keep up with the evolving educational landscape and ensure all necessary resources are available.

Actions taken:

1. The university implemented regular surveys and focus groups specifically targeting the concerns of neutral or disagreeing respondents to gain deeper insights and address their issues effectively.
2. The university offered regular training sessions, workshops, and seminars focused on innovative teaching methods and the integration of new technologies. Faculty was encouraged to share successful strategies and experiences.
3. Authorities instructed the central library as well as to departmental library to update the requirements of departments so that sufficient reading material can be available in digital form.


Director of Quality Assurance
University of Kashmir