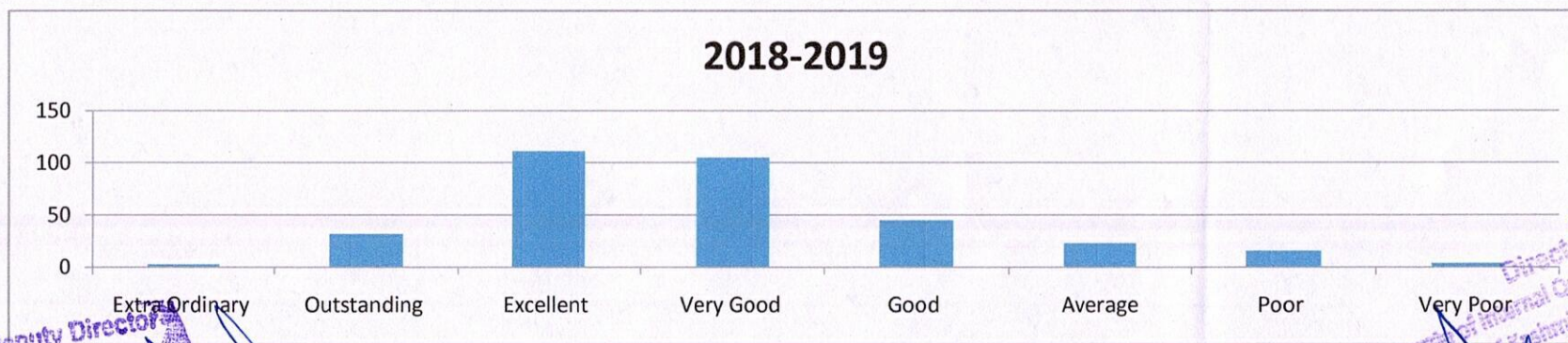
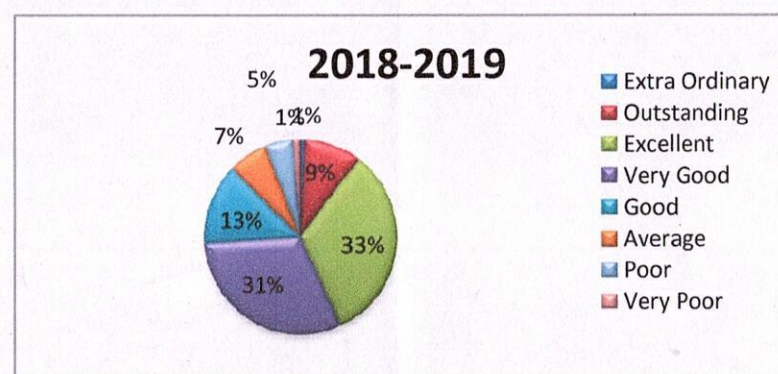
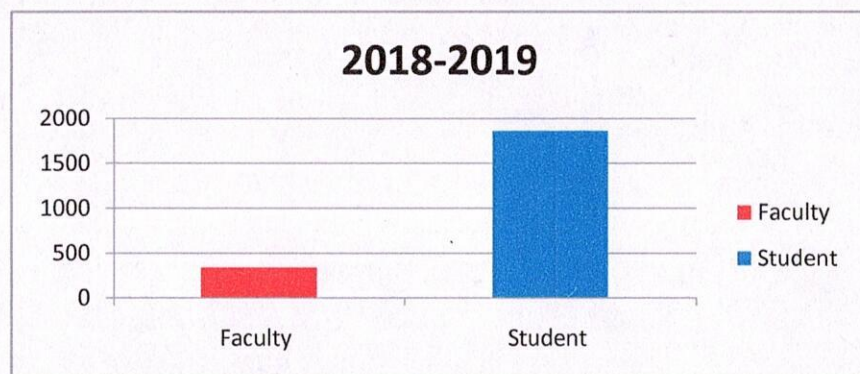


**Teacher Evaluation / Student Feedback Summary for the Academic Year 2018-2019.** During the Academic Year **2018-2019** a total number of **339** faculty members from **57** PG departments across **04** campuses of the University were evaluated by **1859** number of students.

| S.No | Number of Faculty Members who scored | Number | % Age |
|------|--------------------------------------|--------|-------|
| 1    | Extraordinary                        | 3      | 1%    |
| 2    | Outstanding                          | 32     | 9%    |
| 3    | Excellent                            | 111    | 33%   |
| 4    | Very Good                            | 105    | 31%   |
| 5    | Good                                 | 45     | 13%   |
| 6    | Average                              | 23     | 7%    |
| 7    | Poor                                 | 16     | 5%    |
| 8    | Very Poor                            | 4      | 1%    |



Deputy Director  
DIOA  
University of Kashmir  
**Dy. Director DIOA**

Director  
Internal Quality Assurance (DIOA)  
University of Kashmir  
**Director DIOA**